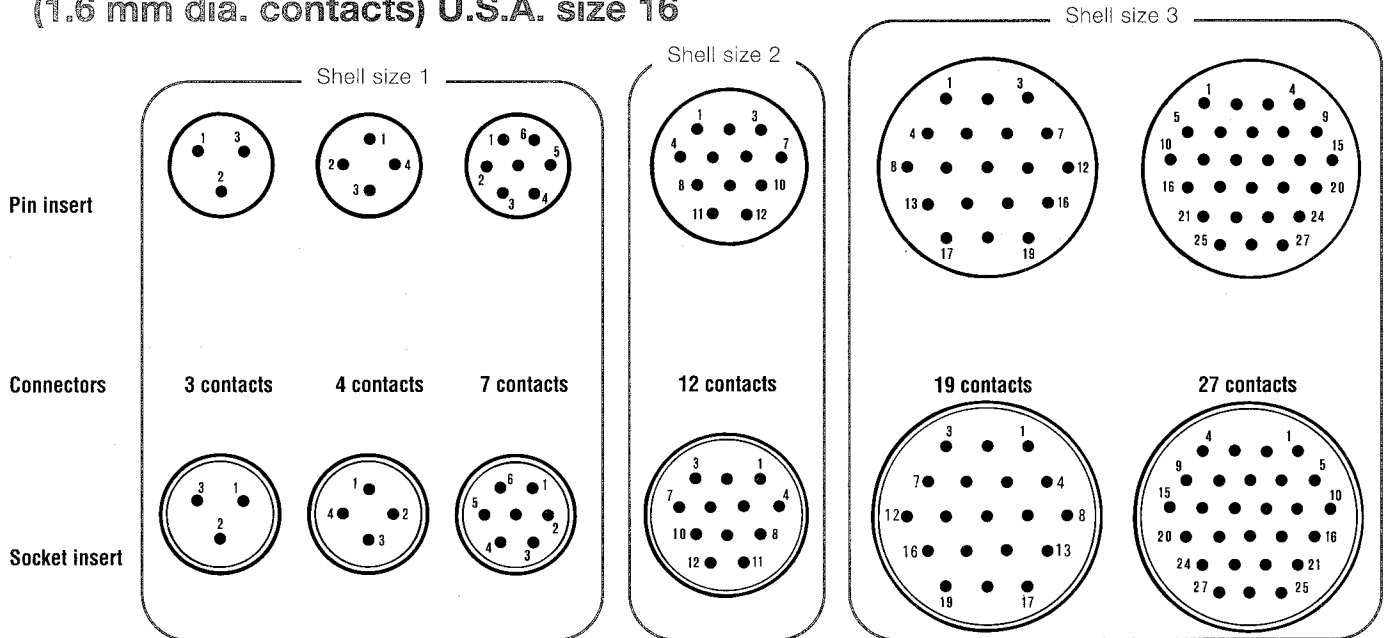


"INDUSTRIAL" and "MARINE" Series

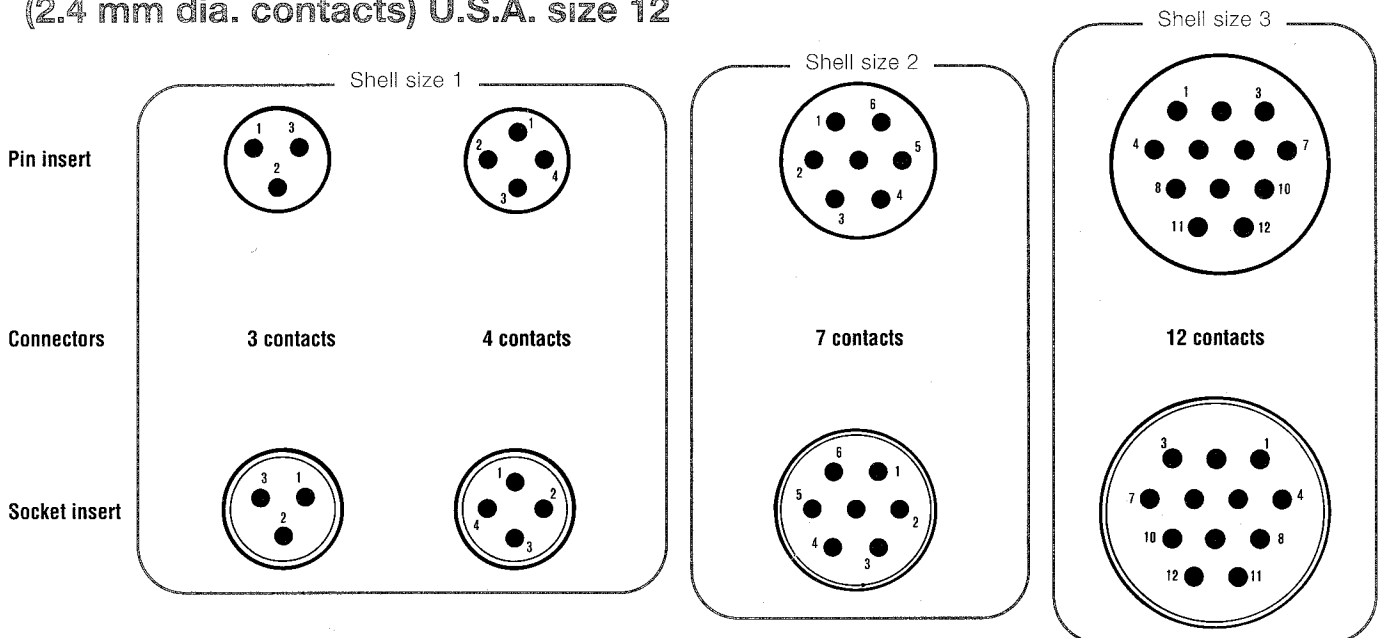
CONTACT ARRANGEMENT

(REAR FACE OF INSERT)

(1.6 mm dia. contacts) U.S.A. size 16



(2.4 mm dia. contacts) U.S.A. size 12



DESCRIPTION

Identical to the connectors in the "MINIATURE" series with 12, 19, 27 and 55 contacts (page 36).

DIMENSIONS

Identical to the dimensions of the corresponding **CASINGS** in the "MINIATURE" series (page 43).

FITTING OF CONTACTS

Similar to the fitting of contacts in the "MINIATURE" series with a (6 to 7 mm) .236 to .276 in. bared length of conductor (page 48).

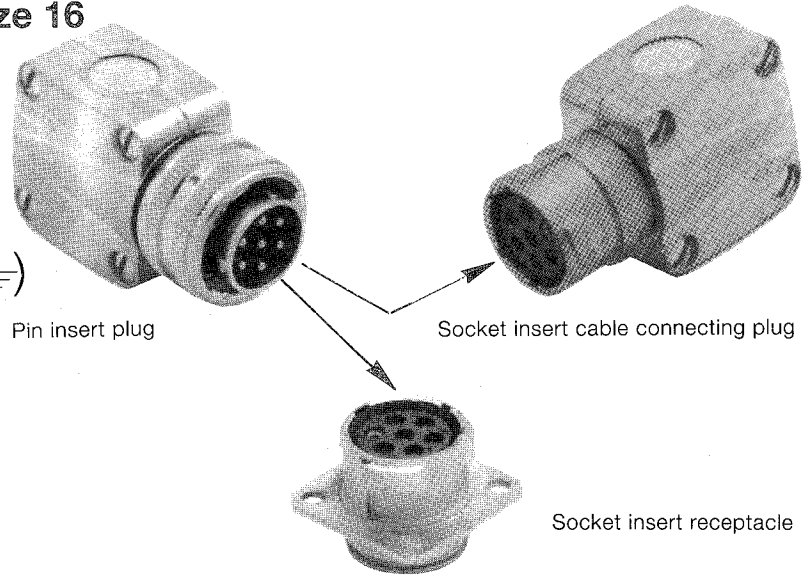
"INDUSTRIAL" Series

SOCKETS, PLUGS AND CABLE CONNECTING PLUGS

with 3, 4, 7, 12, 19 or 27 contacts
(1.6 mm dia. contacts) USA size 16
(100 °C) 212 °F

I.P. 50
I.P. 54⁽¹⁾

EARTHED / GROUND CONTACT $\left(\frac{\perp}{\equiv}\right)$
(refer to page 49).



POLARIZATION (refer to page 59).

PART NUMBERS

PIN INSERT RECEPTACLES, SOCKET INSERT PLUGS.

Shell size	Number of contact (1.6 mm dia.) USA size 16	Pin insert receptacle	Socket insert plug	Pin insert cable connecting plug	Cable-clamp*		Protection cap for receptacle	Protection cap for plug
					Type 3	Type 2		
1	3	6306 030 06	6326 030 06	6336 030 06	6301 350 06	5323 280 06	6307 200 06	6327 200 06
1	4	6306 040 06	6326 040 06	6336 040 06	6301 350 06	5323 280 06	6307 200 06	6327 200 06
1	7	6306 070 06	6326 070 06	6336 070 06	6301 350 06	5323 280 06	6307 200 06	6327 200 06
2	12	6306 120 06	6326 120 06	6336 120 06	6301 380 06	5323 290 06	5368 450 06	5322 140 06
3	19	6306 190 06	6326 190 06	6336 190 06	6301 550 06	5323 500 06	5368 460 06	5322 180 06
3	27	6306 270 06	6326 270 06	6336 270 06	6301 550 06	5323 500 06	5368 460 06	5322 180 06

*Cable-clamp (as required), refer to page 46.

SOCKET INSERT RECEPTACLES, PIN INSERT PLUGS.

Shell size	Number of contact (1.6 mm dia.) USA size 16	Socket insert receptacle	Pin insert plug	Socket insert cable connecting plug	Cable-clamp*		Protection cap for receptacle	Protection cap for plug
					Type 3	Type 2		
1	3	6307 030 06	6327 030 06	6337 030 06	6301 350 06	5323 280 06	6307 200 06	6327 200 06
1	4	6307 040 06	6327 040 06	6337 040 06	6301 350 06	5323 280 06	6307 200 06	6327 200 06
1	7	6307 070 06	6327 070 06	6337 070 06	6301 350 06	5323 280 06	6307 200 06	6327 200 06
2	12	6307 120 06	6327 120 06	6337 120 06	6301 380 06	5323 290 06	5368 450 06	5322 140 06
3	19	6307 190 06	6327 190 06	6337 190 06	6301 550 06	5323 500 06	5368 460 06	5322 180 06
3	27	6307 270 06	6327 270 06	6337 270 06	6301 550 06	5323 500 06	5368 460 06	5322 180 06

*Cable-clamp (as required), refer to page 46.

NOTE : Tool, Part. No 5774 540 06, is necessary, for inserting and extracting contacts.

Other accessories : connection, sealing, protection, fixing... (Pages 46-47-60).

Spare contacts and special contacts for thermocouples (Page 60).

INSTALLATION (Page 43).

OVERALL DIMENSIONS (Page 43).

Identical to the dimensions of the corresponding **CASINGS** in the "MINIATURE" series (page 43).

(1) I.P. 54 with potting compound into the shell and gasket under receptacle.