


Socket connectors with leaf spring connection

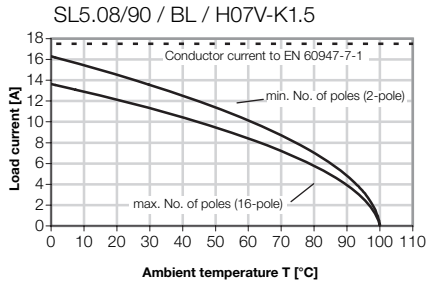
BL 5.08 BL 5.00



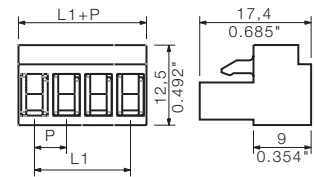
Socket connectors with leaf spring connection for conductor connection with straight outlet. The socket connectors provide space for labelling and can be coded. Packed in cardboard box.

- 0.2 - 1.5 mm² (IEC) / 26 - 14 AWG (UL)
- 400 V (IEC) / 300 V (UL)
- 14 A (IEC) / 10 A (UL)

Derating curve



BL 5.08 BL 5.00



Technical data

Rated data to IEC 60664-1 / IEC 61984

Clamping range, max.	mm ²	0.13...2.08
Solid H05(07) V-U	mm ²	0.2...1.5
Stranded H07 V-R	mm ²	
Flexible H05(07) V-K	mm ²	0.2...1.5
Flexible with ferrule	mm ²	0.2...1.5
Ferrule with plastic collar	mm ²	0.2...1
Stripping length	mm	6
Screwdriver blade	mm	0.6 x 3.5
according to norm		DIN 5264
Tightening torque range	Nm	0.4...0.5

Rated current

at ambient temperature	20°C	40°C
A	14	12

Overvoltage category

III	III	II
-----	-----	----

Pollution severity

3	2	2
---	---	---

Rated voltage	V	250	320	400
Rated impulse voltage	kV	4	4	4

UL 1059 rated data

		B	C	D
--	--	----------	----------	----------

Nominal voltage	V	300	300
Rated current	A	10	10
AWG conductor		26-14	

CSA C22.2 rated data

		B	C	D
--	--	----------	----------	----------

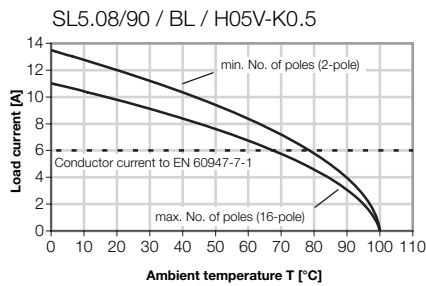
Rated voltage	V	300	300
Rated current	A	10	10
AWG conductor		26-14	

Material data

Type of insulating material	PA
Flammability class acc. UL94	V-2
Contact base material	CuSn
Material of contact surface	tinned

Information

- Additional colours on request
- Gold-plated contact surfaces on request
- Rated current related to rated cross-section and min. No. of poles.
- Wire end ferrule without plastic collar to DIN 46228 pt 1
- Wire end ferrule with plastic collar to DIN 46228 pt 4
- P on drg. = pitch
- Do not tighten screws when plugged in.
- Rated data refer only to the component itself. Clearance and creepage distances to other components are to be designed in accordance with the relevant application standards.



Ordering data

Solder pin length

Colour of plastic	<input checked="" type="checkbox"/> orange	<input type="checkbox"/> black
-------------------	--	--------------------------------

Pitch 5.08 mm

Poles	L1 mm	(inch)	Qty.	Order No.	Order No.
2	5.08	(0.200)	100	1716320000	1716470000
3	10.16	(0.400)	100	1716330000	1716480000
4	15.24	(0.600)	100	1716340000	1716490000
5	20.32	(0.800)	50	1716350000	1716500000
6	25.40	(1.000)	50	1716360000	1716510000
7	30.48	(1.200)	50	1716370000	1716520000
8	35.56	(1.400)	50	1716380000	1716530000
9	40.64	(1.600)	50	1716390000	1716540000
10	45.72	(1.800)	50	1716400000	1716550000
11	50.80	(2.000)	50	1716410000	1716560000
12	55.88	(2.200)	50	1716420000	1716570000
13	60.96	(2.400)	50	1716430000	1716580000
14	66.04	(2.600)	50	1716440000	1716590000
15	71.12	(2.800)	50	1716450000	1716600000
16	76.20	(3.000)	50	1716460000	1716610000

Pitch 5.00 mm

Poles	L1 mm	(inch)	Qty.	Order No.	Order No.
2	5.00	(0.197)	100	1723110000	1730700000
3	10.00	(0.394)	100	1723120000	1730710000
4	15.00	(0.591)	100	1723130000	1730720000
5	20.00	(0.787)	50	1723140000	1730730000
6	25.00	(0.984)	50	1723150000	1730740000
7	30.00	(1.181)	50	1723160000	1730750000
8	35.00	(1.378)	50	1723170000	1730760000
9	40.00	(1.575)	50	1723180000	1730770000
10	45.00	(1.772)	50	1723190000	1730780000
11	50.00	(1.969)	50	1723200000	1730790000
12	55.00	(2.165)	50	1723210000	1730800000
13	60.00	(2.362)	50	1723220000	1730810000
14	65.00	(2.559)	50	1723230000	1730820000
15	70.00	(2.756)	50	1723240000	1730830000
16	75.00	(2.953)	50	1723250000	1730840000

Accessories

Coding

See chapter accessories



Clip-in lugs

See chapter accessories

