

FUSEHOLDERS

PCB mount


OGN

for 5 × 20 mm

Fuseholder open design Type OGN

through hole mounting available in lead-free version

NEW



Transparent cover
0853.0551

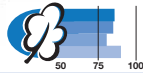


Reflow-Cover
0853.0571



Reflow-Cover with clamp
0853.0576

0031.8201/11

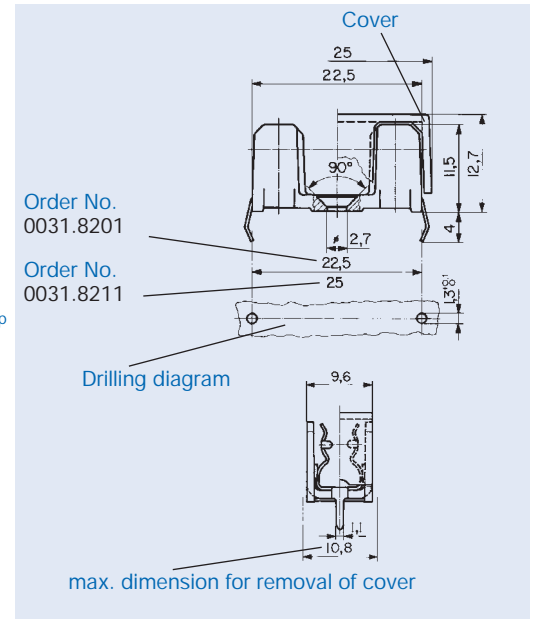


- low profile fuse block with insulation walls
- "kicked" PCB-terminals, tin-plated
- screw or rivet fastening

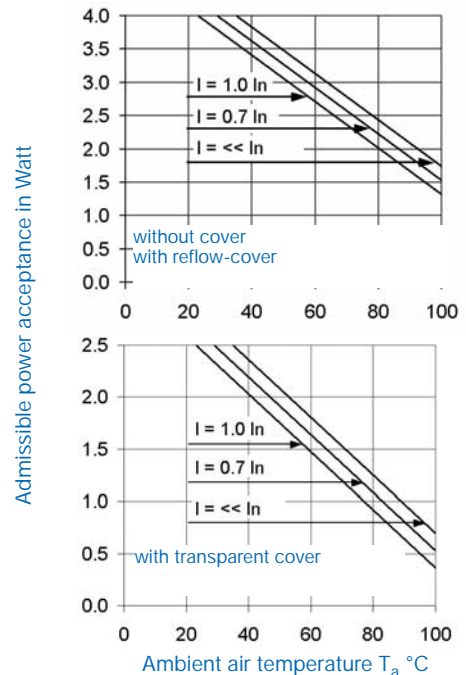
Technical data

- Rated voltage: 250 V
- Rated current: 10 A
- Rated power acceptance at ambient air temperature T_a 23 °C:
 - without cover: 4 W
 - with reflow-cover: 4 W
 - with transparent cover: 2,5 W
- Power acceptance at higher T_a : see derating curves
- Take note of the information on pages 215–219
- Allowable ambient air temperatures T_a : -40 °C bis +85 °C
- Contact resistance: 5 mΩ
- Dielectric strength: > 3 kV, 50 Hz, 1 Min.*
- Impuls withstand voltage $U_{1,2/50}$: > 12 kV*
- Insulation resistance (500 V DC/1Min.): > 10 MΩ*
- Overvoltage category: I to III
- Pollution degree: 1 to 3
- Clearance and creepage distances: > 4 mm*
- Resistance to vibration:
 - Frequency range 10–500 Hz, cross-over frequency 60 Hz,
 - < 60 Hz constant amplitude of 0,75 mm,
 - > 60 Hz constant acceleration of 10 g, according to IEC 60068-2-6, test Fc
- Climatic category GPF according to DIN 40040
- Solderability: 235 °C/2 s, according to IEC 60068-2-20, test Ta, method 1
- Resistance to soldering heat: 350 °C/5 s, according to IEC 60068-2-20, test Tb, method 1B
- Materials:
 - socket: thermoplastic, UL 94V-0, comparative tracking index CTI 250
 - clips: copper-alloy, tin-plated
- Torque/fixing screw: max. 0,3 Nm

* between live parts of different potentials



Derating curves



Standards

IEC 60127-6
EN 60127-6
CSA C22.2-39, UL 512

Approvals

- SEV (10 A/250 V)
- VDE (10 A/250 V)
- SEMKO (10 A/250 V)
- UL (10 A/250 V)
- CSA (10 A/250 V)

Order No.		Pin distance	
0031.8201	Fuseholder, black	22,5 mm	Replacements for OG 0031.8001/OGB 0031.8101
0031.8211	Fuseholder, black	25 mm	
0853.0551	Transparent-Cover		More technical data see page 183
0853.0571	Reflow-Cover		More technical data see page 183
0853.0576	Reflow-Cover with clamp		More technical data see page 183

• **New** .BF for lead-free version