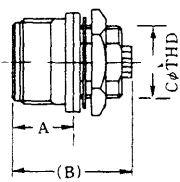


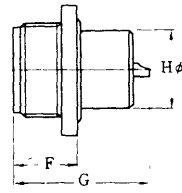
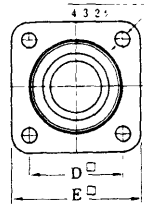


# WATER-PROOF CIRCULAR CONNECTORS

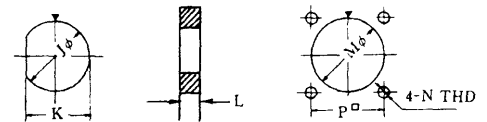
## Bulkhead Receptacle



## Flange Mount Receptacle



## Mounting Hole Dimensions



Shell size	No. of contacts	A	B	C	D	E	F	G	H	J	K	L	M	N	P
10	2	12.5	26.0	M15 (P=1)	18.0	25.0	12.5	26.0	15.0	15.2	14.2	4.0	15.2	M 3	18.0
	3														
	4														
	5														
	7														
16	8	12.5	26.0	21.0 P=1	23.0	30.0	12.5	26.0	21.0	21.2	20.2	4.0	21.2	M 3	23.0
	14														
20	12	13.5	26.0	26.0 P=1	31.0	38.0	12.5	26.0	26.0	26.2	25.2	3.5	26.2	M 3	31.0
	19														
26	21	13.5	26.0	32.0 P=1	35.0	43.0	12.5	26.0	32.0	32.2	31.2	3.5	32.2	M 3	35.0
	37														

## R04 Series

Tajimi R04 series miniature waterproof circular connectors are water proof up to 20 meter in depth. (65 feet) It's superior quality and miniature size offer design flexibility for a wide variety of applications including small electronic instruments and electro mechanical devices which operate under high humidity conditions.

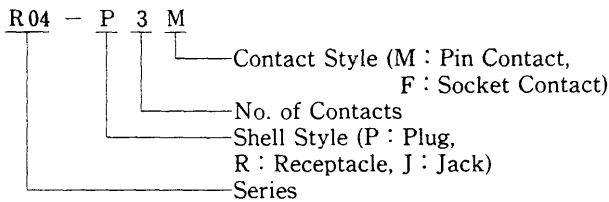
### Specifications

- No. of Contacts : 2 to 12
- Electrical : See Page 9
- Insert Arrangements : See Page 9
- Vibration, Moisture and Corrosion Resistance : MIL-STD-202E
- Temperature range : -25°C to +85°C
- Water-proofing property : Withstand water pressure=2kg/cm<sup>2</sup> (atg)

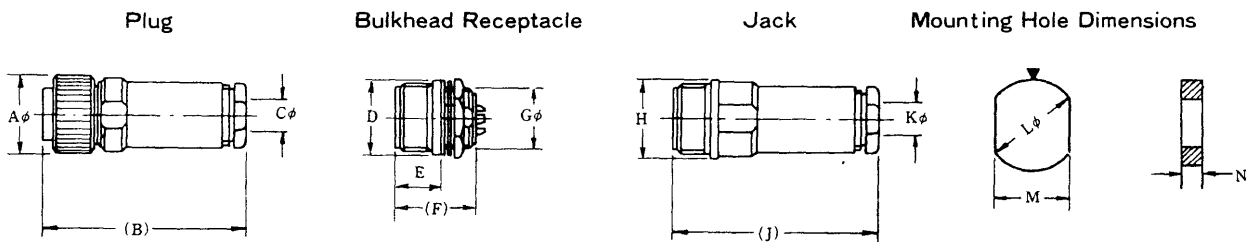
### Materials

Principal Parts	Materials	Plating
Shell	Brass & Zinc Alloy	Nickel
Contacts	Copper Alloy	Gold
Insulation	PBT Resin Qualified to UL Standard (94 V-0)	

### Part Numbering System



### Dimensions



Shell size	No. of contacts	A	B	C	D	E	F	G	H	J	K	L	M	N
6	2	12.0	38.0	4.8	12.0	9.0	17.8	9.0 P=0.5	12.0	38.0	4.8	9.2	8.4	1.6
	3													
	5													
9	6	15.5	40.0	6.3	15.5	9.0	17.8	12.0 P=0.8	15.5	40.5	6.3	12.2	11.2	1.6
	8			7.3							7.3			
12	12	20.0	43.3	6.3 8.5	20.0	9.0	17.8	M16 (P=1)	20.0	41.8	8.5	16.2	14.7	1.6

# WATER-PROOF CIRCULAR CONNECTORS



## Hermetically Sealed Receptacle (Glass-to-metal seals) =TC1108 Series=

Glass-to-Metal seal creates a bond with high sealing integrity. This maintains rated electrical characteristics during continuous exposure to thermal and mechanical shock. Application of these receptacles are for vacuum pumps, inert gas tanks and oil pressured pumps. These receptacles can be mated with other TC1108 series connectors.

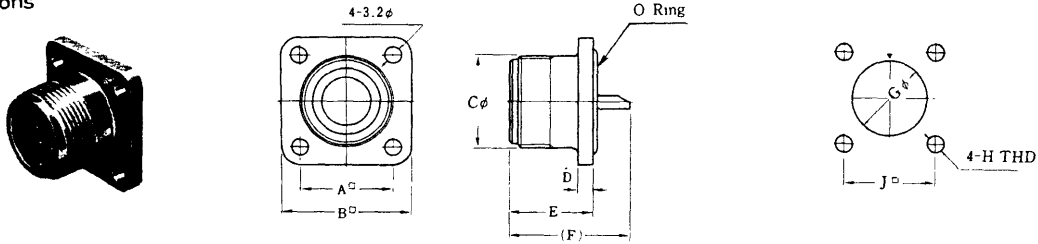
### Specifications

No. of Contacts : 2 to 14  
 Electrical : See Page 10  
 Insulation Resistance : DC500V 1,000M $\Omega$  min.  
 Contact Resistance : DC1A 25m $\Omega$  max.  
 Insert Arrangements : See Page 10  
 Vibration, Moisture and Corrosion Resistance : MIL-STD-202E  
 Temperature range : -25°C to +100°C  
 Hermetic seal : Helium leak rate  $1 \times 10^{-9}$  atm cc/sec.  
 Sealing : High pressure of 25kg/cm<sup>2</sup> (atg) with air.

### Materials

Principal Part	Materials	Plating
Shell	Brass	Nickel
Contacts	Ferro-Nickel	Nickel
Insulation	Soda-Lime Glass	—

### Dimensions



Mounting Hole Dimensions

Insert Size	No. of Contacts	Part Number	Dimensions Millimeter								
			A	B	C	D	E	F	G	H	J
10	2	1108-71B10-2AM	18.0	25.0	M18 (P=1)	3.0	16.4	23.5	14.8	M3	18.0
	3	1108-71B10-3AM									
	4	1108-71B10-4M									
	5	1108-71B10-5M									
	7	1108-71B10-7M									
16	8	1108-71B16-8AM	25.0	32.0	M24 (P=1)	3.0	16.4	23.5	21.8	M3	25.0
	14	1108-71B16-14M									

## Hermetically Sealed Receptacle (Glass-to-metal seals) =R04 Series=

R04 series hermetically sealed receptacles are Glass-to-Metal sealed. Applications of these receptacles are vacuum pumps, inert gas tanks and oil pressured pumps. These receptacles can be mated with other R04 series (waterproof) and R03 series (non-waterproof) connectors.

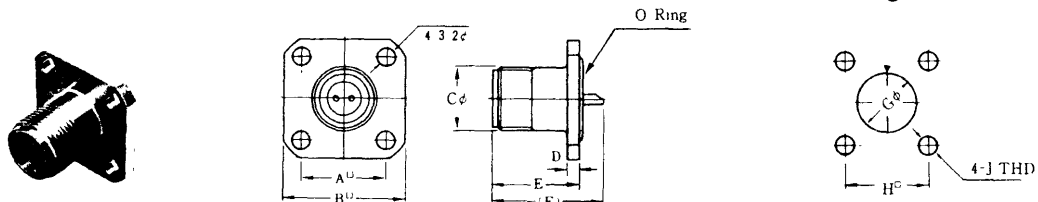
### Specifications

No. of Contacts : 2 to 12  
 Electrical : See Page 9  
 Insulation Resistance : DC500V 1,000M $\Omega$  min.  
 Contact Resistance : DC1A 20m $\Omega$  max.  
 Insert Arrangements : See Page 9  
 Vibration, Moisture and Corrosion Resistance : MIL-STD-202E  
 Temperature range : -30°C ~ +100°C  
 Hermetic seal : Helium leak rate  $1 \times 10^{-9}$  atm cc/sec.  
 Sealing : High pressure of 25kg/cm<sup>2</sup> (atg) with air.

### Materials

Principal Parts	Materials	Plating
Shell	Brass	Nickel
Contacts	Ferro-Nickel	Nickel
Insulation	Soda-Lime Glass	—

### Dimensions

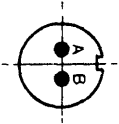
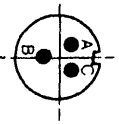
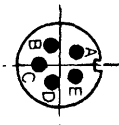
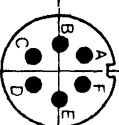
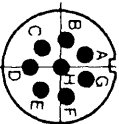
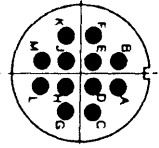


Mounting Hole Dimensions

Insert Size	No. of Contacts	Part Number	Dimensions Millimeter								
			A	B	C	D	E	F	G	H	J
6	2	R04-R2MHB	14.0	20.0	10.5 $\phi$ P=0.75	2.0	14.5	18.6	9.6	14.0	M3
	3	R04-R3MHB									
	5	R04-R5MHB									
9	6	R04-R6MHB	16.0	22.0	M14 (P=1)	2.0	14.5	18.6	12.4	16.0	M3
	8	R04-R8MHB									
12	12	R04-R12MHB	20.0	26.0	M16 (P=1)	3.0	14.5	18.6	16.8	20.0	M3

Current rating	10A	5A	10A	5A
Voltage rating (AC, V. rms)	250V	250V	250V	250V
Withstand Voltage (AC, V. rms)	1000V	1000V	1000V	1000V
Contact resistance	DC1A 8mΩ max.			
Insulation resistance	DC500V 1000MΩ min.			
Applicable Wire	A.W.G. #	AWG #16	AWG #20	AWG #16
	Square	1.25mm <sup>2</sup> max.	0.5mm <sup>2</sup> max.	1.25mm <sup>2</sup> max.
	Wire diameter	1.5φ max.	1.0φ max.	1.5φ max.
				AWG #20
				0.5mm <sup>2</sup> max.
				1.0φ max.

## Electrical PRC05, R01, R03, R04, & R05 Series

Insert No.	6 - 2	6 - 3	6 - 5	9 - 6	9 - 8	12 - 12
No. of Contacts	2	3	5	6	8	12
Insert Arrangements						
Current rating	2A	2A	2A	2A	2A	2A
Voltage rating (AC, V. rms)	300V	300V	150V	300V	200V	300V
Withstand Voltage (AC, V. rms)	900V	900V	500V	900V	700V	900V
Contact resistance	DC3V 1A 8mΩ max.					
Insulation resistance	DC500V 1,000MΩ min.					
Applicable Wire	A.W.G. #	AWG #24	AWG #24	AWG #24	AWG #24	AWG #24
	Square	0.3mm <sup>2</sup> max.	0.3mm <sup>2</sup> max.	0.3mm <sup>2</sup> max.	0.3mm <sup>2</sup> max.	0.3mm <sup>2</sup> max.
	Wire diameter	0.7φ max.	0.7φ max.	0.7φ max.	0.7φ max.	0.7φ max.