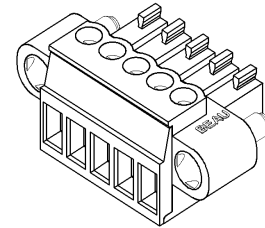




3.5mm (.138") Pitch Beau Eurostyle® Pluggable PCB Terminal Block

39352 Retention Screws



35 Series

FEATURES AND SPECIFICATIONS

Features and Benefits

- 2 to 20 circuits
- Holds wires for secure, reliable contact
- Industry-standard interface
- High flammability rating

Electrical

Voltage: 300 V
Maximum Current: 10 Amp
Insulation Resistance: >5,000 Megaohms

Mechanical

Rec. Tightening Torque: 2.5 in. lbs, .31 Nm
Operating Temperature: 140°C
Wire Strip Length: 1/4" or 6mm

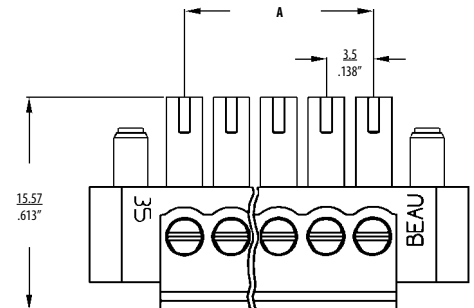
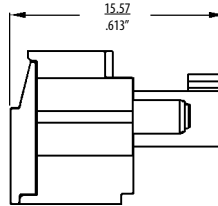
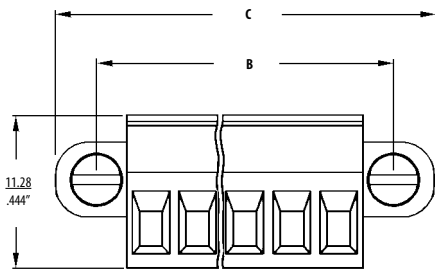
Physical

Housing: Polyamide 4/6, black
Screws: M2 Cheesehead, Silicon Bronze
Screw Plating: Nickel
Contacts: Beryllium Copper
Contact Plating: Hot Tin Dip
Pressure Clamp: Yellow Brass
Pressure clamp plating: Nickel
Wire Range: 16 to 24 AWG, 1.0 to 0.2mm²

Reference Information

UL : File No. E48521
Guide No. XCFR2
UL Recognized Component to US and
Canadian safety requirements

CATALOG DRAWING (FOR REFERENCE ONLY)



ORDERING INFORMATION AND DIMENSIONS

Order # Replace XX with # of circuits, 02-20

Retention Screws

Tin Plated
39352-00XX

Gold Plated
39352-01XX

# of Circuits	A		B		C	
	in	mm	in	mm	in	mm
2	.14	3.50	.46	11.68	.70	17.78
3	.28	7.00	.59	15.00	.83	21.08
4	.41	10.50	.73	18.54	.97	24.64
5	.55	14.00	.87	22.10	1.11	28.19
6	.69	17.50	1.01	25.65	1.25	31.75
7	.83	21.00	1.14	28.96	1.39	35.31
8	.96	24.50	1.28	32.51	1.52	38.61
9	1.10	28.00	1.42	36.07	1.66	42.16
10	1.24	31.50	1.56	39.62	1.80	45.72
11	1.39	35.00	1.70	43.18	1.94	49.28

# of Circuits	A		B		C	
	in	mm	in	mm	in	mm
12	1.52	38.50	1.83	46.48	2.07	52.58
13	1.65	42.00	1.97	50.04	2.21	56.13
14	1.79	45.50	2.11	53.59	2.35	59.69
15	1.93	50.00	2.25	57.15	2.49	63.25
16	2.07	52.50	2.38	60.15	2.63	66.80
17	2.20	56.00	2.52	64.01	2.76	70.10
18	2.34	59.50	2.66	65.56	2.90	76.66
19	2.48	63.00	2.80	71.12	3.04	77.22
20	2.62	66.50	2.94	74.68	3.18	80.77

*Consult factory for imprinting and other options