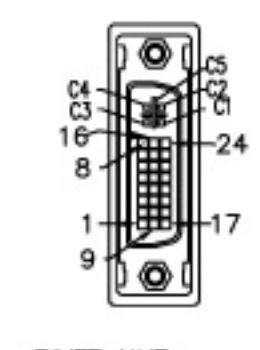
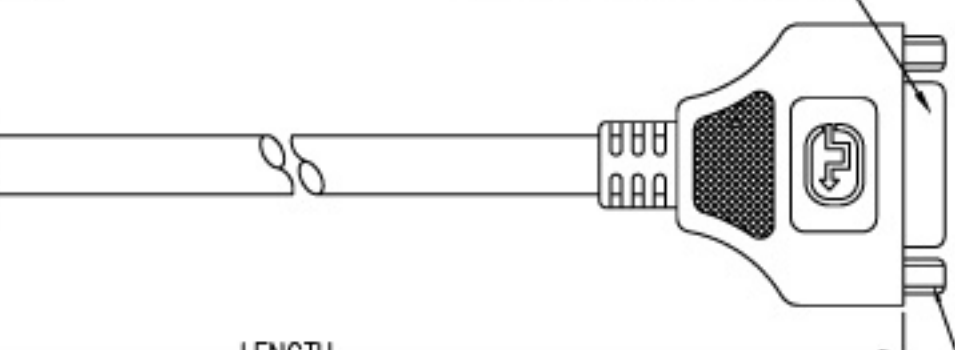
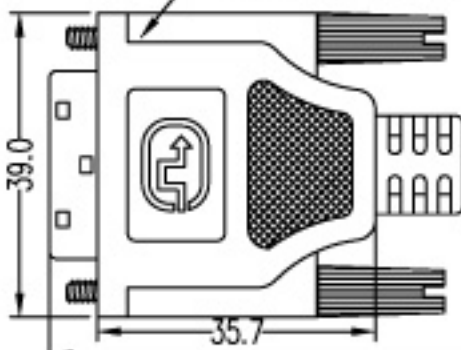
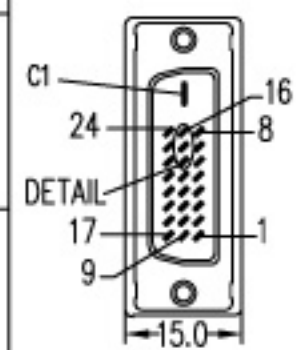


MOLD	INSIDE NO.	OUTSIDE NO.
DVI 25P M	020580	YD-199
DVI 29P F	YD-198	YD-198

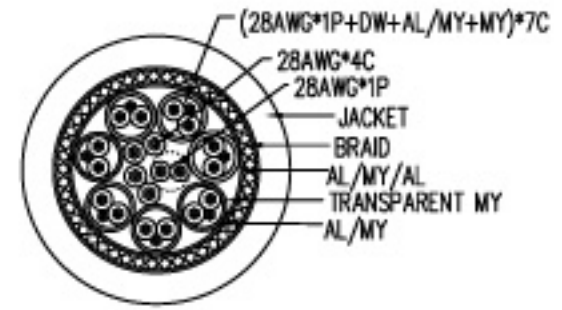


LENGTH

	PIN OUT		
	DVI_D(M)J1	J2DVI_J(F)	
(1P+S)-1	1	1	
(1P+S)-2	2	2	DRAIN WIRE(P1+P2)
	3	3	
	4	4	
(1P+S)-3	5	5	DRAIN WIRE(P3+P4)
	9	9	
(1P+S)-4	10	10	DRAIN WIRE(P5+P6)
	11	11	
	12	12	
(1P+S)-5	13	13	DRAIN WIRE
	17	17	
(1P+S)-6	18	18	DRAIN WIRE
	19	19	
	20	20	
(1P+S)-7	21	21	DRAIN WIRE
	22	22	
PAIR	7	7	DRAIN WIRE
	6	6	
	14	14	
	15	15	
	16	16	
C1	C5		
SHELL	SHELL		

G,W,NO.	CUS NO.	LENGTH
HCD157200000000	2218D-2	2M±0.05M
HCD157500000000	2218D-5	5M±0.05M
HCD157A00000000	2218D-10	10M±0.1M

- NOTE:
- WIRE: UL20276(28#\*1P+D.W+AE+MY)\*7C+28#/1P+28#\*  
4C+AEB OD=8.6±0.15MM 外被顏色 米3#
  - CONN: J1-DVI 24+1C MALE SOLDER MD TYPE W/TS  
J2-DVI 24+5C FEMALE MD TYPE W/NUT  
J1,J2-(PIN 針鍍金)  
W/ "E" LOGO 在 PIN1~8 一邊
  - 螺絲 4\*33.0MM(#4-40 UNC) 顏色 米3#
  - 外模成型顏色 米3#
  - 包裝 W/空白袋(W/MADE IN CHINA)



SCALE: 4:1

1-1	變更線材規格	JUN-14-2007	VGO-070614-01
1-0		MAY-31-2007	2214-070500021
REV	DESCRIPTION	DATE	ECN NO.

DWG NAME: DVI 24+1 M/24+5 F CABLE	
G, W, NO:	SEE THE TABLE
CUS NO:	SEE THE TABLE
SHEET: 1/1	TOLERANCE: . X ±0.40 . XX _____
	SCALE: 1:1
	UNIT: mm
DRAW. BY:	
CHECKED	
APPROVE	

本產品符合東碩電子關聯  
物質允收標準<EP-DQC-03>