

SMBJ / SMCJ Series



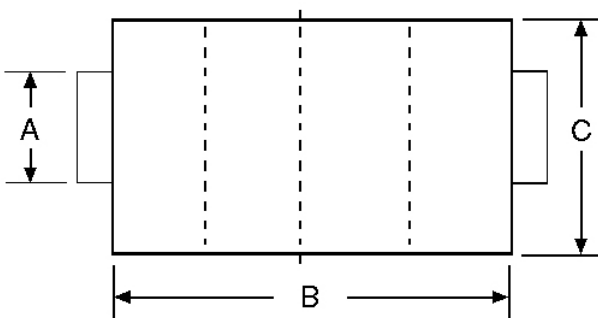
Surface Mount Voltage Suppressors

TRANSIENT VOLTAGE SUPPRESSOR



Features:

- For surface mounted applications in order to optimise board space.
- Low profile package.
- Built-in strain relief.
- Glass passivated junction.
- Excellent clamping capability.
- Low inductance.
- Repetition Rate (duty cycle) : 0.05% (SMCJ).
: 0.01% (SMBJ).
- Fast response time : typically less than 1.0ps from 0 volts to BV minimum.
- Typical I_D less than $1\mu A$ above 10V.
- High temperature soldering : 250°C/10 seconds (SMCJ).
: 260°C/10 seconds (SMBJ).



Dimensional Table

Rating (W)	Type	Dimensions		
		A	B	C
600	SMBJ	2.11	4.57	3.94
1500	SMCJ	3.15	7.11	6.22

Dimensions : Millimetres

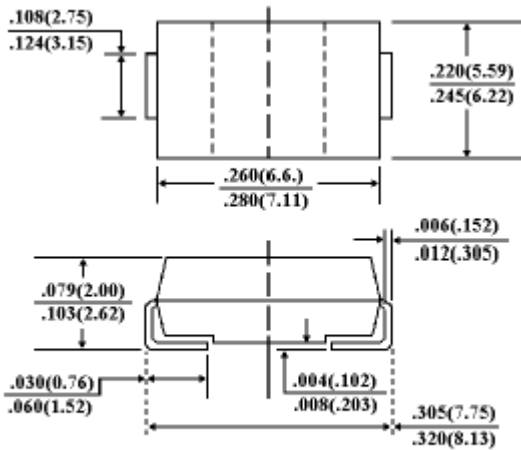


SMBJ / SMCJ Series



Surface Mount Voltage Suppressors

SMC/DO-214AB

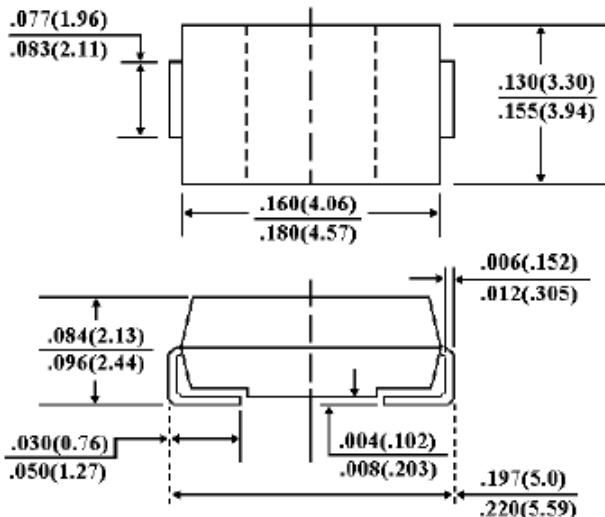


Dimensions in inches and (millimeters)

Mechanical Data

- Case**
- : JEDEC DO-214AA moulded plastic over passivated junction (SMCJ).
 - : JEDEC DO-214AB moulded plastic over passivated junction (SMBJ).
- Terminals**
- : Solder plated, solderable per MIL-STD-750, Method 2026.
- Polarity**
- : Indicated by cathode band.
- Standard packaging**
- : 16mm tape per (EIA 481) (SMCJ).
 - : 12mm tape per (EIA 481) (SMBJ).
- Weight:**
- : 0.007 ounce, 0.21 gram (SMCJ).
 - : 0.003 ounce, 0.093 gram (SMBJ).

SMB/DO-214AA



Dimensions in inches and (millimetres)



Maximum Ratings and Electrical Characteristics

Ratings at 25°C ambient temperature unless otherwise specified.

Rating	Symbol	Value	Units
Peak Pulse Power Dissipation on 10/1000µs waveform (Note 1 & 2 - Fig 1)	P_{PPM}	Minimum 600	Watts
Peak Pulse Current on 10/1000µs waveform (Note 1 - Fig 3)	I_{PPM}	-	Amps
Peak forward Surge Current 8.3ms single half sine-wave superimposed on rated load (JEDEC Method - Note 2 & 3)	I_{FSM}	100.0	Amps
Operating Junction and Storage Temperature Range	T_J, T_{STG}	-55 to +150	°C

Notes:

1. Non-repetitive current pulse, per Fig. 3 and derated above $T_A = 25^\circ\text{C}$ per Fig. 2.
2. Mounted on 8.0mm² copper pads to each terminal (SMCJ).
Mounted on 5.0mm² (.013mm thick) land areas (SMBJ).
3. Measured on 8.3ms, single half sine-wave or equivalent square wave, duty cycle = 4 pulses per minutes maximum.

MAXIMUM RATINGS AND CHARACTERISTIC CURVES

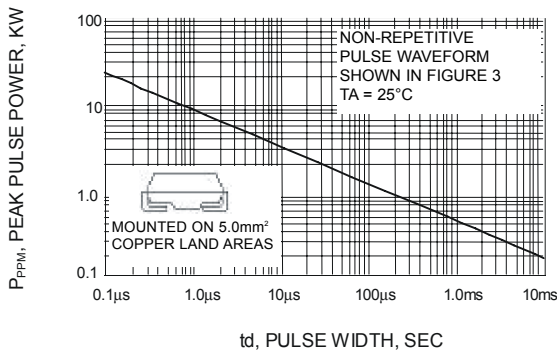


Fig. 1-PEAK PULSE POWER RATING CURVE

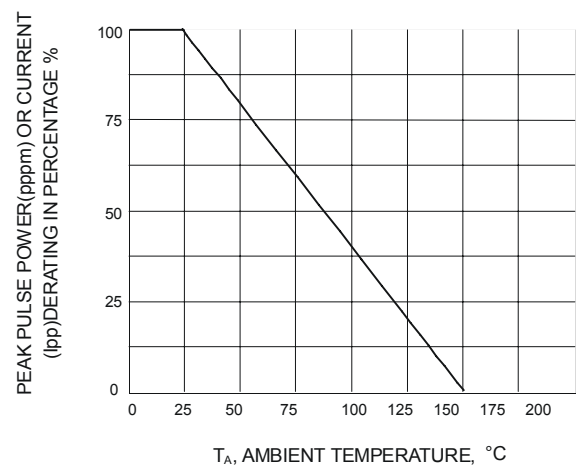


Fig. 2-PULSE DERATING CURVE

SMBJ / SMCJ Series



Surface Mount Voltage Suppressors

MAXIMUM RATINGS AND CHARACTERISTIC CURVES

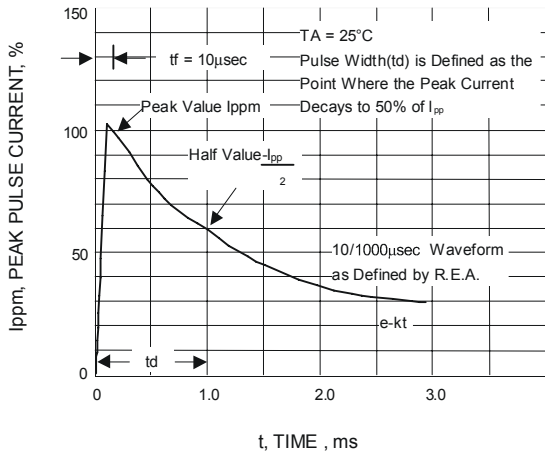


Fig. 3-PULSE WAVEFORM

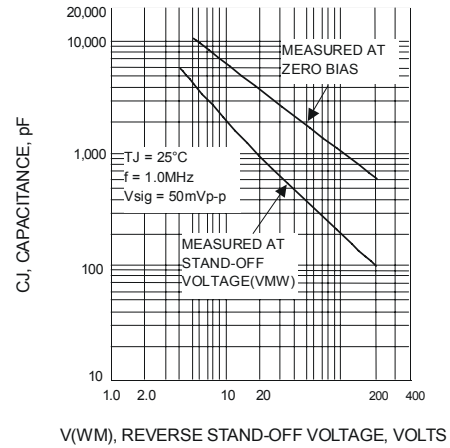


Fig. 4-TYPICAL JUNCTION CAPACITANCE

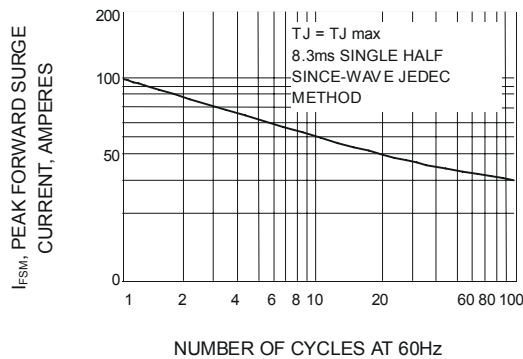


Fig. 5-MAXIMUM NON-REPETITIVE PEAK FORWARD SURGE CURRENT

SMBJ / SMCJ Series



Surface Mount Voltage Suppressors

Uni-Directional 600 Watt Surface Mount TVS

Device Marking Code	Stand-Off Voltage V_{rm} (V)	Breakdown Voltage V_{br} (V) Minimum at IT	Breakdown Voltage V_{br} (V) Maximum at IT	Test Current I_{test} (mA)	Maximum Clamping Voltage V_{clamp} (V)	Peak Pulse Current I_{PP} (A)	Part Number
KE	5.0	6.4	7.25	10	9.2	65.2	SMBJ5.0A
KP	7.5	8.33	9.58	1	12.9	46.5	SMBJ7.5A
LE	12.0	13.3	15.3		19.9	30.2	SMBJ12A
LM	15.0	16.7	19.2		24.4	24.0	SMBJ15A
LZ	24.0	26.7	30.7		38.9	15.4	SMBJ24A
MK	30.0	33.3	38.3		48.4	12.4	SMBJ30A

Uni-Directional 1500 Watt Surface Mount TVS

Device Marking Code	Stand-Off Voltage V_{rm} (V)	Breakdown Voltage V_{br} (V) Minimum at IT	Breakdown Voltage V_{br} (V) Maximum at IT	Test Current I_{test} (mA)	Maximum Clamping Voltage V_{clamp} (V)	Peak Pulse Current I_{PP} (A)	Part Number
GDE	5	6.4	7.25	10	9.2	163.0	SMCJ5.0A
GDG	6	6.67	7.67		10.3	145.6	SMCJ6.0A
GDV	9	10.0	11.5	1	15.4	97.4	SMCJ9.0A
GEE	12	13.3	15.3		19.9	75.3	SMCJ12A
GEM	15	16.7	19.2		24.4	61.5	SMCJ15A
GEX	22	24.4	28.0		35.5	42.2	SMCJ22A
GFM	33	36.7	42.2		53.3	28.1	SMCJ33A
GFX	48	53.3	61.3		77.4	19.4	SMCJ48A



SMBJ / SMCJ Series



Surface Mount Voltage Suppressors

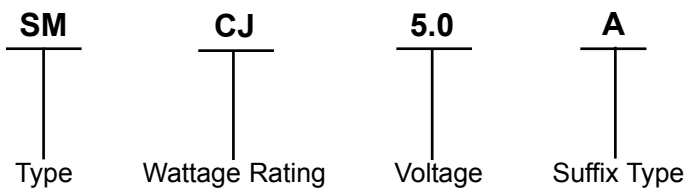
Bi-Directional 600 Watt Surface Mount TVS

Device Marking Code	Stand-Off Voltage V_{rm} (V)	Breakdown Voltage V_{br} (V) Minimum at IT	Breakdown Voltage V_{br} (V) Maximum at IT	Test Current I_{test} (mA)	Maximum Clamping Voltage V_{clamp} (V)	Peak Pulse Current I_{PP} (A)	Part Number
AE	5.0	6.4	7.25	10	9.2	65.2	SMBJ5.0CA
AP	7.5	8.33	9.58	1	12.9	46.5	SMBJ7.5CA
BE	12.0	13.3	15.3		19.9	30.2	SMBJ12CA
BM	15.0	16.7	19.2		24.4	24.0	SMBJ15CA
BZ	24.0	26.7	30.7		38.9	15.4	SMBJ24CA
CK	30.0	33.3	38.3		48.4	12.4	SMBJ30CA

Bi-Directional 1500 Watt Surface Mount TVS

Device Marking Code	Stand-Off Voltage V_{rm} (V)	Breakdown Voltage V_{br} (V) Minimum at IT	Breakdown Voltage V_{br} (V) Maximum at IT	Test Current I_{test} (mA)	Maximum Clamping Voltage V_{clamp} (V)	Peak Pulse Current I_{PP} (A)	Part Number
BDE	5	6.4	7.25	10	9.2	163.0	SMCJ5.0CA
BDG	6	6.67	7.67		10.3	145.6	SMCJ6.0CA
BDV	9	10.0	11.5	1	15.4	97.4	SMCJ9.0CA
BEE	12	13.3	15.3		19.9	75.3	SMCJ12CA
BEM	15	16.7	19.2		24.4	61.5	SMCJ15CA
BEX	22	24.4	28.0		35.5	42.2	SMCJ22CA
BFM	33	36.7	42.2		53.3	28.1	SMCJ33CA
BFX	48	53.3	61.3		77.4	19.4	SMCJ48CA

Part Number Explanation:



- Wattage Rating** : BJ = 600W and CJ = 1500W.
Voltage : 5.0, 6.0, 7.5, 9.0, 12, 15, 22, 24, 30, 33 and 48V.
Suffix Type : A = Uni-directional and CA = Bi-directional.



SMBJ / SMCJ Series

Surface Mount Voltage Suppressors



Notes:

International Sales Offices:



AUSTRALIA – Farnell InOne
Tel No: ++ 61 2 9645 8888
Fax No: ++ 61 2 9644 7898



FINLAND – Farnell InOne
Tel No: ++ 358 9 560 7780
Fax No: ++ 358 9 345 5411



NETHERLANDS – Farnell InOne
Tel No: ++ 31 30 241 7373
Fax No: ++ 31 30 241 7333



SWITZERLAND – Farnell InOne
Tel No: ++ 41 1 204 64 64
Fax No: ++ 41 1 204 64 54



AUSTRIA – Farnell InOne
Tel No: ++ 43 662 2180 680
Fax No: ++ 43 662 2180 670



FRANCE – Farnell InOne
Tel No: ++ 33 474 68 99 99
Fax No: ++ 33 474 68 99 90



NEW ZEALAND – Farnell InOne
Tel No: ++ 64 9 357 0646
Fax No: ++ 64 9 357 0656



UK – Farnell InOne
Tel No: ++ 44 8701 200 200
Fax No: ++ 44 8701 200 201



BELGIUM – Farnell InOne
Tel No: ++ 32 3 475 2810
Fax No: ++ 32 3 227 3648



GERMANY – Farnell InOne
Tel No: ++ 49 89 61 39 39 39
Fax No: ++ 49 89 613 59 01



NORWAY – Farnell InOne
Tel No: ++ 45 44 53 66 66
Fax No: ++ 45 44 53 66 02



UK – BuckHickman InOne
++ 44 8450 510 150
++ 44 8450 510 130



BRAZIL – Farnell-Newark InOne
Tel No: ++ 55 11 4066 9400
Fax No: ++ 55 11 4066 9410



HONG KONG – Farnell-Newark InOne
Tel No: ++ 852 2268 9888
Fax No: ++ 852 2268 9899



PORTUGAL – Farnell InOne
Tel No: ++ 34 93 475 8804
Fax No: ++ 34 93 474 5288



UK – CPC
++ 44 8701 202 530
++ 44 8701 202 531



CHINA – Farnell-Newark InOne
Tel No: ++86 10 6238 5152
Fax No: ++86 10 6238 5022



IRELAND – Farnell InOne
Tel No: ++ 353 1 830 9277
Fax No: ++ 353 1 830 9016



SINGAPORE – Farnell-Newark InOne
Tel No: ++ 65 6788 0200
Fax No: ++ 65 6788 0300



EXPORT – Farnell InOne
Tel No: ++ 44 8701 200 208
Fax No: ++ 44 8701 200 209

For enquiries from all other markets



DENMARK – Farnell InOne
Tel No: ++ 45 44 53 66 44
Fax No: ++ 45 44 53 66 06



ITALY – Farnell InOne
Tel No: ++ 39 02 93 995 200
Fax No: ++ 39 02 93 995 300



SPAIN – Farnell InOne
Tel No: ++ 34 93 475 8805
Fax No: ++ 34 93 474 5107



ESTONIA – Farnell InOne
Tel No: ++ 358 9 560 7780
Fax No: ++ 358 9 345 5411



MALAYSIA – Farnell-Newark InOne
Tel No: ++ 60 3 7873 8000
Fax No: ++ 60 3 7873 7000



SWEDEN – Farnell InOne
Tel No: ++ 46 8 730 50 00
Fax No: ++ 46 8 83 52 62

<http://www.farnellinone.com>

<http://www.buckhickmaninone.com>

<http://www.cpc.co.uk>

Disclaimer This data sheet and its contents (the "Information") belong to the Premier Farnell Group (the "Group") or are licensed to it. No licence is granted for the use of it other than for information purposes in connection with the products to which it relates. No licence of any intellectual property rights is granted. The Information is subject to change without notice and replaces all data sheets previously supplied. The Information supplied is believed to be accurate but the Group assumes no responsibility for its accuracy or completeness, any error in or omission from it or for any use made of it. Users of this data sheet should check for themselves the Information and the suitability of the products for their purpose and not make any assumptions based on information included or omitted. Liability for loss or damage resulting from any reliance on the Information or use of it (including liability resulting from negligence or where the Group was aware of the possibility of such loss or damage arising) is excluded. This will not operate to limit or restrict the Group's liability for death or personal injury resulting from its negligence. Multicomp is the registered trademark of the Group. © Premier Farnell plc 2004.

