

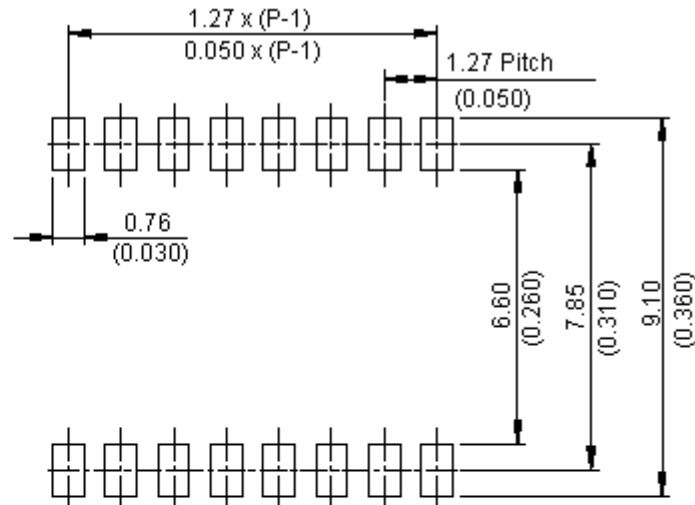
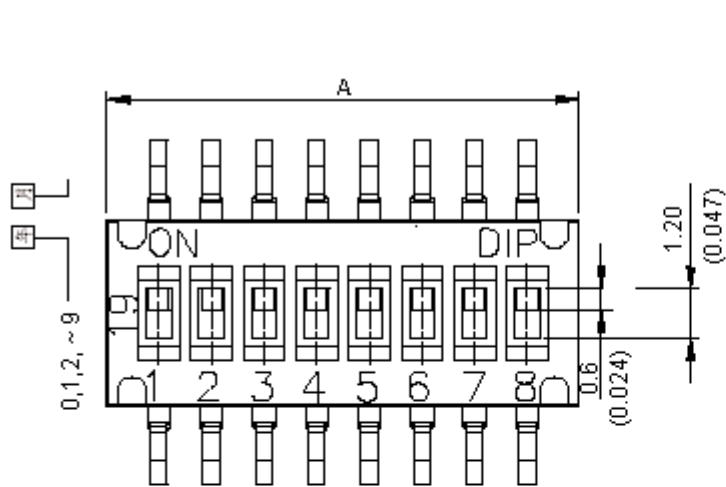


PART NO.

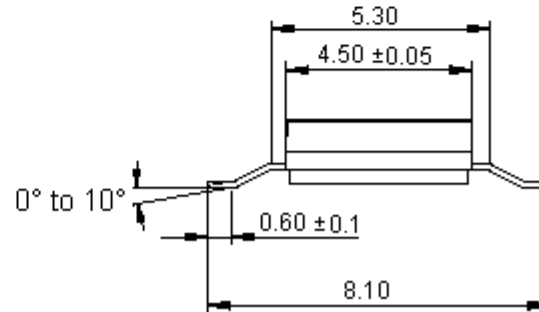
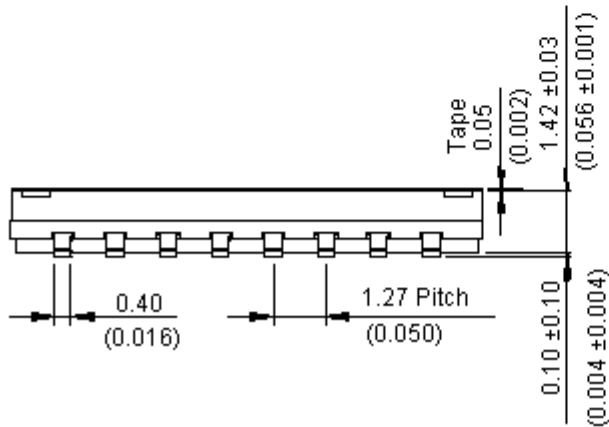
MCDHN-02F-T-V - Series

REVISIONS

ECN #	REV	DESCRIPTION	DRAWN	DATE	CHECKD	DATE	APPRVD	DATE
-	A	RELEASED	Veena	12/8/08	Suresh	12/8/08	G. C	26/8/08



PCB Layout



Dimensions : Millimetres (Inches)

This data sheet and its contents (the "Information") belong to the Premier Farnell Group (the "Group") or are licensed to it. No licence is granted for the use of it other than for information purposes in connection with the products to which it relates. No licence of any intellectual property rights is granted. The Information is subject to change without notice and replaces all data sheets previously supplied. The Information supplied is believed to be accurate but the Group assumes no responsibility for its accuracy or completeness, any error in or omission from it or for any use made of it. Users of this data sheet should check for themselves the Information and the suitability of the products for their purpose and not make any assumptions based on information included or omitted. Liability for loss or damage resulting from any reliance on the Information or use of it (including liability resulting from negligence or where the Group was aware of the possibility of such loss or damage arising) is excluded. This will not operate to limit or restrict the Group's liability for death or personal injury resulting from its negligence. SPC MULTICOMP is the registered trademark of the Group. © Premier Farnell plc 2008.

TOLERANCES:

UNLESS OTHERWISE
SPECIFIED,
DIMENSIONS ARE
FOR REFERENCE
PURPOSES ONLY.

DRAWN BY:

Veena

DATE:

12/08/08

CHECKED BY:

Suresh

DATE:

12/08/08

APPROVED BY:

G.Cook

DATE:

26/08/08

DRAWING TITLE:

DIL Switch - MCDHN Series, Top Tape Sealed

SIZE
A

DWG NO.

M10001608

ELECTRONIC FILE
(F)NHDS-V_2_DWGREV
A

SCALE: NTS

U.O.M.: mm (Inches)

SHEET: 1 OF 5

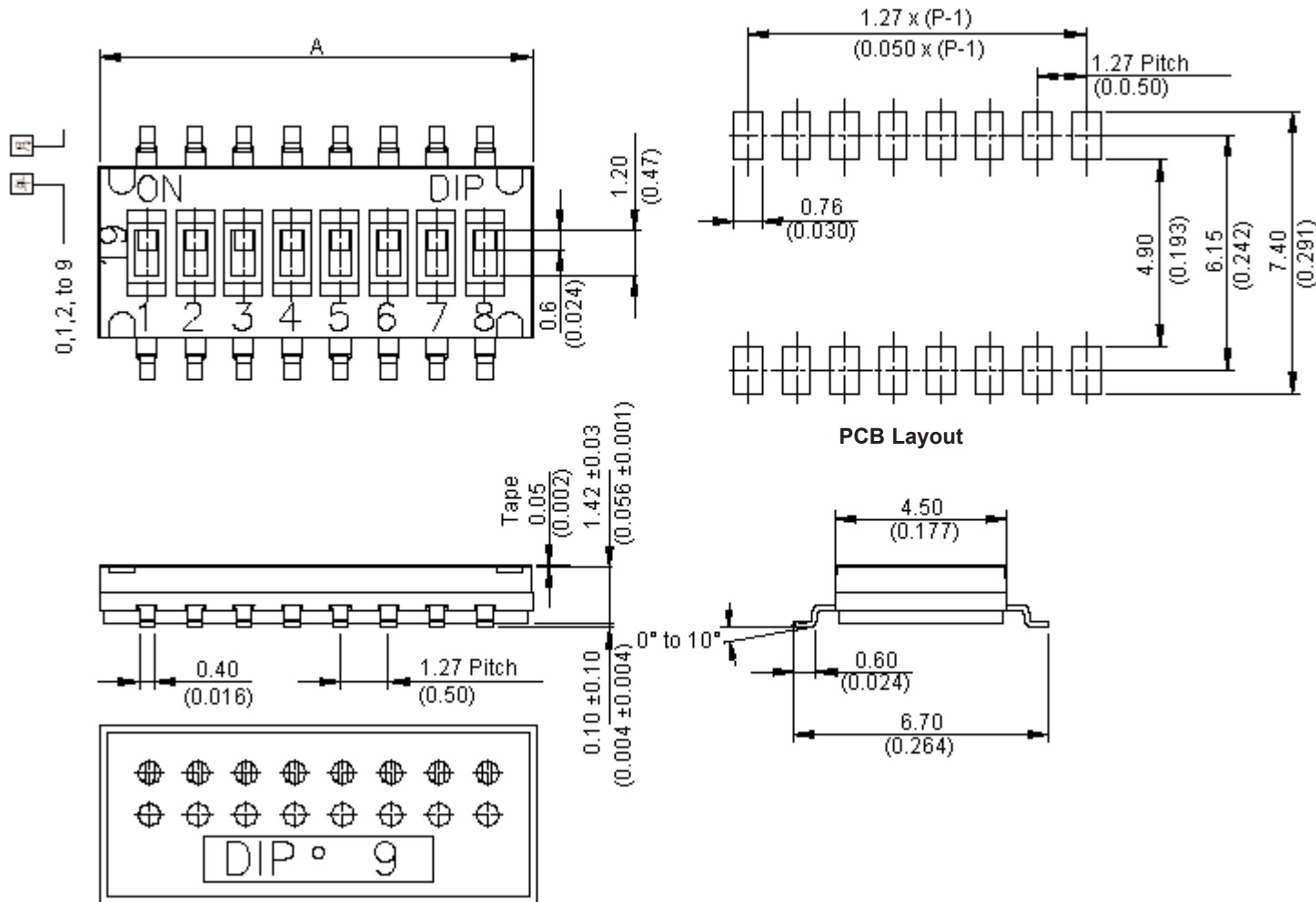


PART NO.

MCDHN-02F-T-V - Series

REVISIONS

ECN #	REV	DESCRIPTION	DRAWN	DATE	CHECKD	DATE	APPRVD	DATE
-	A	RELEASED	Veena	12/8/08	Suresh	12/8/08	G. C	26/8/08



Dimensions : Millimetres (Inches)

This data sheet and its contents (the "Information") belong to the Premier Farnell Group (the "Group") or are licensed to it. No licence is granted for the use of it other than for information purposes in connection with the products to which it relates. No licence of any intellectual property rights is granted. The Information is subject to change without notice and replaces all data sheets previously supplied. The Information supplied is believed to be accurate but the Group assumes no responsibility for its accuracy or completeness, any error in or omission from it or for any use made of it. Users of this data sheet should check for themselves the Information and the suitability of the products for their purpose and not make any assumptions based on information included or omitted. Liability for loss or damage resulting from any reliance on the Information or use of it (including liability resulting from negligence or where the Group was aware of the possibility of such loss or damage arising) is excluded. This will not operate to limit or restrict the Group's liability for death or personal injury resulting from its negligence. SPC MULTICOMP is the registered trademark of the Group. © Premier Farnell plc 2008.

TOLERANCES:

UNLESS OTHERWISE SPECIFIED, DIMENSIONS ARE FOR REFERENCE PURPOSES ONLY.

DRAWN BY:

Veena

DATE:

12/08/08

CHECKED BY:

Suresh

DATE:

12/08/08

APPROVED BY:

G.Cook

DATE:

26/08/08

DRAWING TITLE:

DIL Switch - MCDHN Series, Top Tape Sealed

SIZE
A

DWG NO.

M10001608

ELECTRONIC FILE
(F)NHDS-V_2_DWGREV
A

SCALE: NTS

U.O.M.: mm (Inches)

SHEET: 2 OF 5



PART NO.

MCDHN-02F-T-V - Series

REVISIONS

ECN #	REV	DESCRIPTION	DRAWN	DATE	CHECKD	DATE	APPRVD	DATE
-	A	RELEASED	Veena	12/8/08	Suresh	12/8/08	G. C	26/8/08

Specifications:

Mechanical life : 1000 cycles.
Operation force : 500gf.
Stroke : 0.6mm.
Operation temperature : -40°C to +85°C.
Storage temperature : -40°C to +85°C.

Electrical:

Electrical life : 1000 cycles.
Non-switching rating : 100mA, 50V dc.
Switching rating : 25mA, 24V dc.
Maximum contact resistance : 100mΩ at initial.
Minimum insulation resistance : 100mΩ at 500V dc.
Dielectric strength : 300V ac/1 minute.
Circuit : SPST.

Material:

Base : Nylon high-temperature thermoplastic.
Colour : Black.
Cover : Nylon high-temperature thermoplastic.
Colour : Black.
Actuators : LCP high-temperature thermoplastic.
Colour : White.
Contact : Alloy copper with gold plated.
Terminal : Brass with gold plated.
Tape : KAPTON.

This data sheet and its contents (the "Information") belong to the Premier Farnell Group (the "Group") or are licensed to it. No licence is granted for the use of it other than for information purposes in connection with the products to which it relates. No licence of any intellectual property rights is granted. The Information is subject to change without notice and replaces all data sheets previously supplied. The Information supplied is believed to be accurate but the Group assumes no responsibility for its accuracy or completeness, any error in or omission from it or for any use made of it. Users of this data sheet should check for themselves the Information and the suitability of the products for their purpose and not make any assumptions based on information included or omitted. Liability for loss or damage resulting from any reliance on the Information or use of it (including liability resulting from negligence or where the Group was aware of the possibility of such loss or damage arising) is excluded. This will not operate to limit or restrict the Group's liability for death or personal injury resulting from its negligence. SPC MULTICOMP is the registered trademark of the Group. © Premier Farnell plc 2008.

TOLERANCES:

UNLESS OTHERWISE
SPECIFIED,
DIMENSIONS ARE
FOR REFERENCE
PURPOSES ONLY.

DRAWN BY:

Veena

CHECKED BY:

Suresh

APPROVED BY:

G.Cook

DATE:

12/08/08

DATE:

12/08/08

DATE:

26/08/08

DRAWING TITLE:**DIL Switch - MCDHN Series, Top Tape Sealed****SIZE**
A**DWG NO.****M10001608****ELECTRONIC FILE**
(F)NHDS-V_2_DWG**REV**
A**SCALE: NTS****U.O.M.: mm (Inches)****SHEET: 3 OF 5**



PART NO.

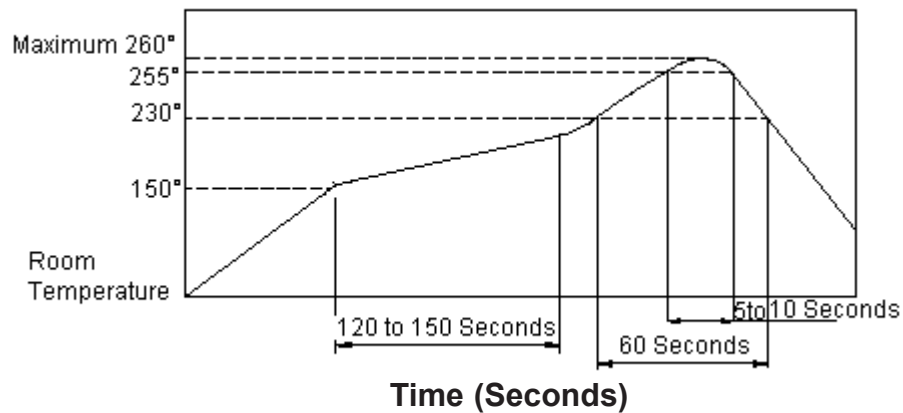
MCDHN-02F-T-V - Series

REVISIONS

ECN #	REV	DESCRIPTION	DRAWN	DATE	CHECKD	DATE	APPRVD	DATE
-	A	RELEASED	Veena	12/8/08	Suresh	12/8/08	G. C	26/8/08

Soldering Process:**Cleaning:**

1. Only tape sealed types apply to wash process.
 2. Do not remove the tape before wash process.
 3. After soldering process, do not continue the wash process immediately. Please wait for at least 3 minutes.
 4. Apply alcoholic solvents as cleaning agent do not use other solvents or water.
 5. Ultrasonic cleaning is not recommended.
 6. The cleaning process per stage is maximum 1 minute and the whole cleaning time are not to exceed 3 minutes.
 7. Do not impose any external force on switch while washing.
- Any flux enters the switch may fail the conductivity.

Reflow Temperature Profile:

This data sheet and its contents (the "Information") belong to the Premier Farnell Group (the "Group") or are licensed to it. No licence is granted for the use of it other than for information purposes in connection with the products to which it relates. No licence of any intellectual property rights is granted. The Information is subject to change without notice and replaces all data sheets previously supplied. The Information supplied is believed to be accurate but the Group assumes no responsibility for its accuracy or completeness, any error in or omission from it or for any use made of it. Users of this data sheet should check for themselves the Information and the suitability of the products for their purpose and not make any assumptions based on information included or omitted. Liability for loss or damage resulting from any reliance on the Information or use of it (including liability resulting from negligence or where the Group was aware of the possibility of such loss or damage arising) is excluded. This will not operate to limit or restrict the Group's liability for death or personal injury resulting from its negligence. SPC MULTICOMP is the registered trademark of the Group. © Premier Farnell plc 2008.

TOLERANCES:

UNLESS OTHERWISE SPECIFIED, DIMENSIONS ARE FOR REFERENCE PURPOSES ONLY.

DRAWN BY:

Veena

DATE:

12/08/08

CHECKED BY:

Suresh

DATE:

12/08/08

APPROVED BY:

G.Cook

DATE:

26/08/08

DRAWING TITLE:**DIL Switch - MCDHN Series, Top Tape Sealed****SIZE**
A**DWG NO.****M10001608****ELECTRONIC FILE**
(F)NHDS-V_2_DWG**REV**
A**SCALE: NTS****U.O.M.: mm (Inches)****SHEET: 4 OF 5**



PART NO.

MCDHN-02F-T-V - Series

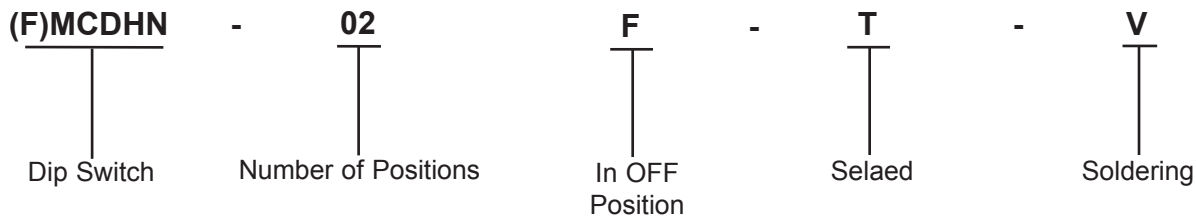
REVISIONS

ECN #	REV	DESCRIPTION	DRAWN	DATE	CHECKD	DATE	APPRVD	DATE
-	A	RELEASED	Veena	12/8/08	Suresh	12/8/08	G. C	26/8/08

Part Number Table

Description	Part Number
DIL Switch 2 Way - Without Tape	MCDHN-02F-T-V
DIL Switch 4 Way - Without Tape	MCDHN-04F-T-V
DIL Switch 6 Way - Without Tape	MCDHN-06F-T-V
DIL Switch 8 Way - Without Tape	MCDHN-08F-T-V
DIL Switch 10 Way - Without Tape	MCDHN-10F-T-V

Part Number Explanation:



Dip Switch : F = Half Pitch Dip Switch (Terminal Length 8.1mm).
Selaed : T = Top Tape Sealed.
Soldering : V = Lead Free Solderable.

<http://www.farnell.com><http://www.newark.com><http://www.cpc.co.uk>

This data sheet and its contents (the "Information") belong to the Premier Farnell Group (the "Group") or are licensed to it. No licence is granted for the use of it other than for information purposes in connection with the products to which it relates. No licence of any intellectual property rights is granted. The Information is subject to change without notice and replaces all data sheets previously supplied. The Information supplied is believed to be accurate but the Group assumes no responsibility for its accuracy or completeness, any error in or omission from it or for any use made of it. Users of this data sheet should check for themselves the Information and the suitability of the products for their purpose and not make any assumptions based on information included or omitted. Liability for loss or damage resulting from any reliance on the Information or use of it (including liability resulting from negligence or where the Group was aware of the possibility of such loss or damage arising) is excluded. This will not operate to limit or restrict the Group's liability for death or personal injury resulting from its negligence. SPC MULTICOMP is the registered trademark of the Group. © Premier Farnell plc 2008.

TOLERANCES:

UNLESS OTHERWISE SPECIFIED, DIMENSIONS ARE FOR REFERENCE PURPOSES ONLY.

DRAWN BY:

Veena

DATE:

12/08/08

CHECKED BY:

Suresh

DATE:

12/08/08

APPROVED BY:

G.Cook

DATE:

26/08/08

DRAWING TITLE:

DIL Switch - MCDHN Series, Top Tape Sealed

SIZE
A

DWG NO.

M10001608

ELECTRONIC FILE
(F)NHDS-V_2_DWGREV
A

SCALE: NTS

U.O.M.: mm (Inches)

SHEET: 5 OF 5