
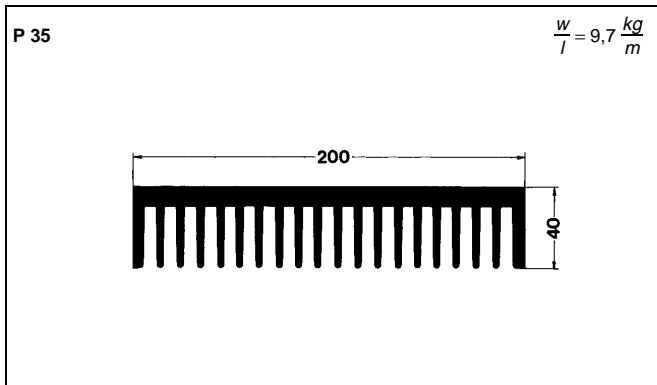


Heatsinks

P 35
P 38
P 39

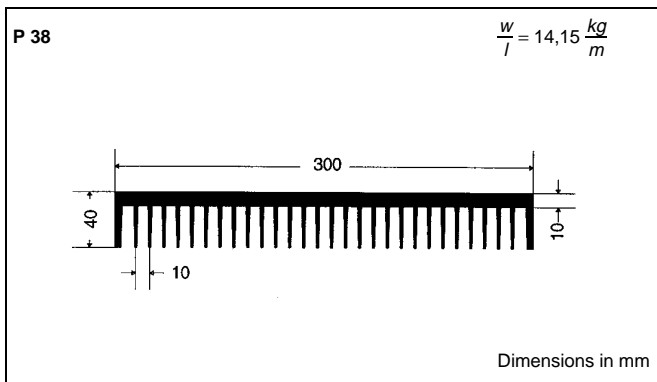


Standard lengths ¹⁾	n	R _{thha} ²⁾ natural cooling °C/W	w kg
P 35/150	1	0,63 (100 W)	1,5
	2	0,61 (100 W)	
P 35/200	2	0,51 (100 W)	2,0
	3	0,50 (100 W)	
P 35/250	3	0,41 (150 W)	2,4
P 35/350	3	0,37 (150 W)	2,9
P 38/200	1	0,28 (250 W)	2,8
P 39/150	1	0,38 (100 W)	2,1
	2	0,37 (100 W)	
P 39/200	2	0,37 (100 W)	2,8
P 39/250	3	0,27 (200 W)	3,5
P 39/300	3	0,35 (200 W)	4,2
P 39/350	3	0,34 (250 W)	5,0



Features

- Intended for isolated power modules: the SEMIPACK and SEMITRANS ranges, and also for the SEMIPONT bridge rectifier range
- Available in various lengths
- Mounting channels on P39 are provided for additional accessories



¹⁾ Non-standard lengths available on request

²⁾ At the given total power dissipation

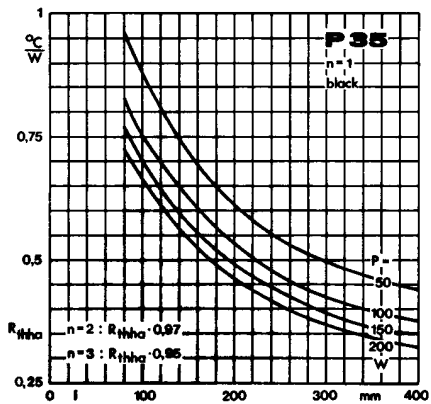


Fig. 2 a Thermal resistance per component vs. length

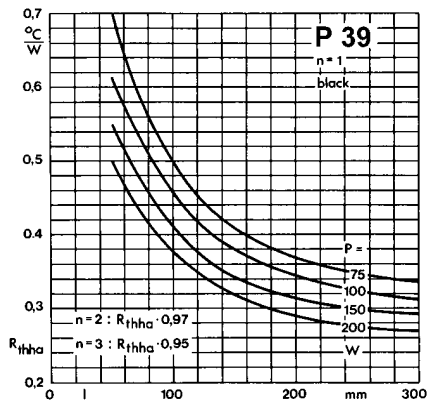


Fig. 2 b Thermal resistance per component vs. length

