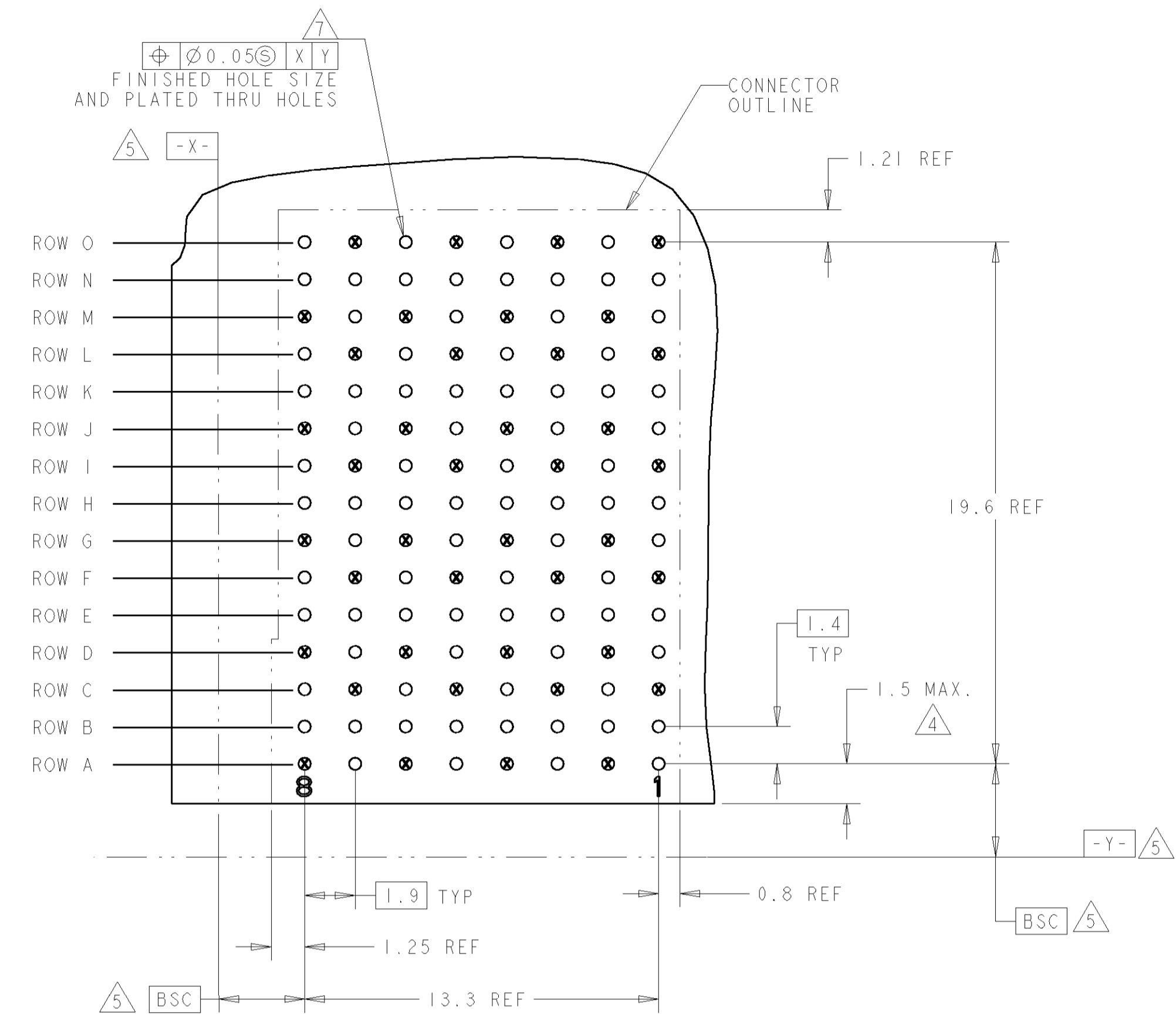



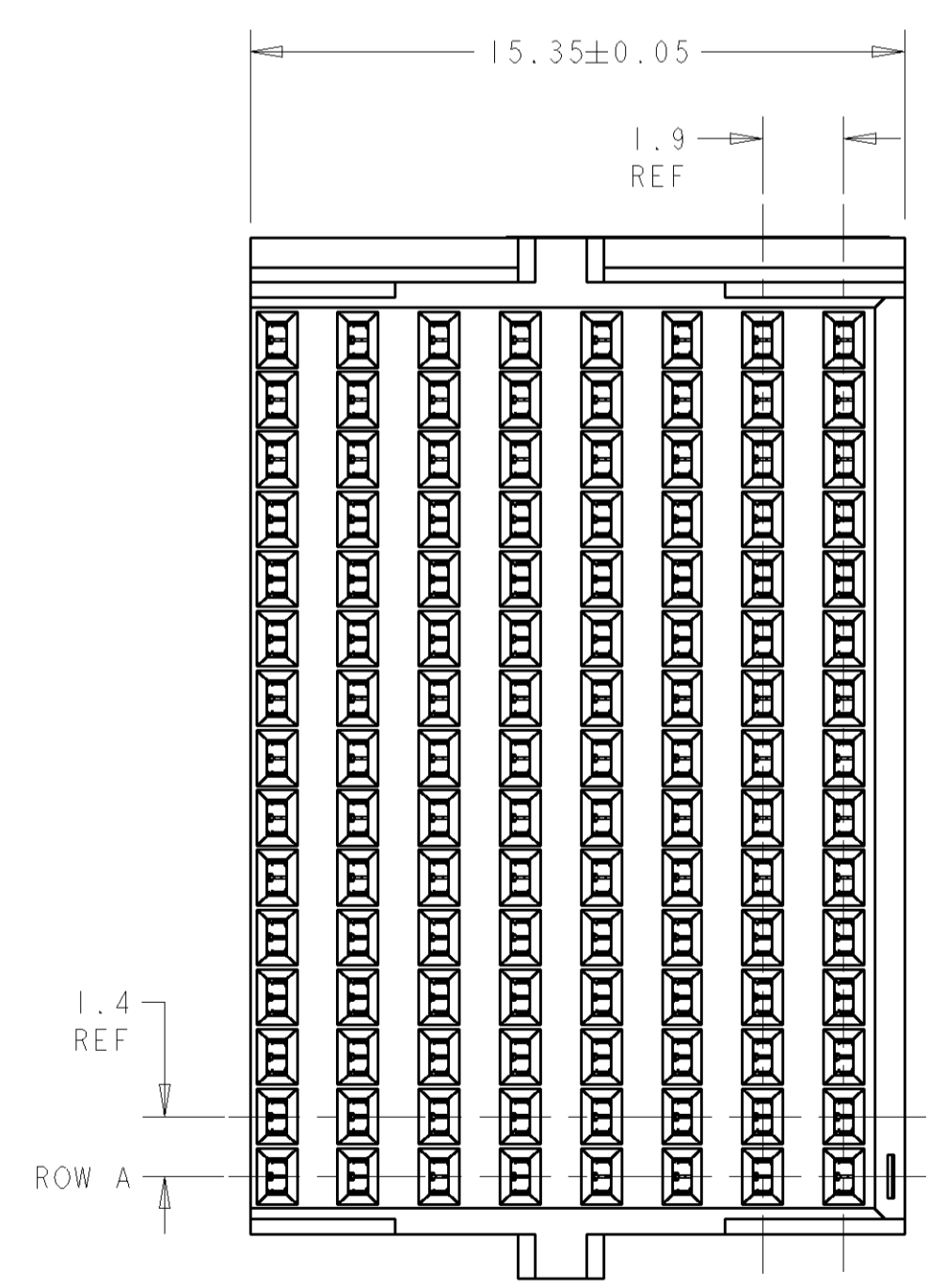
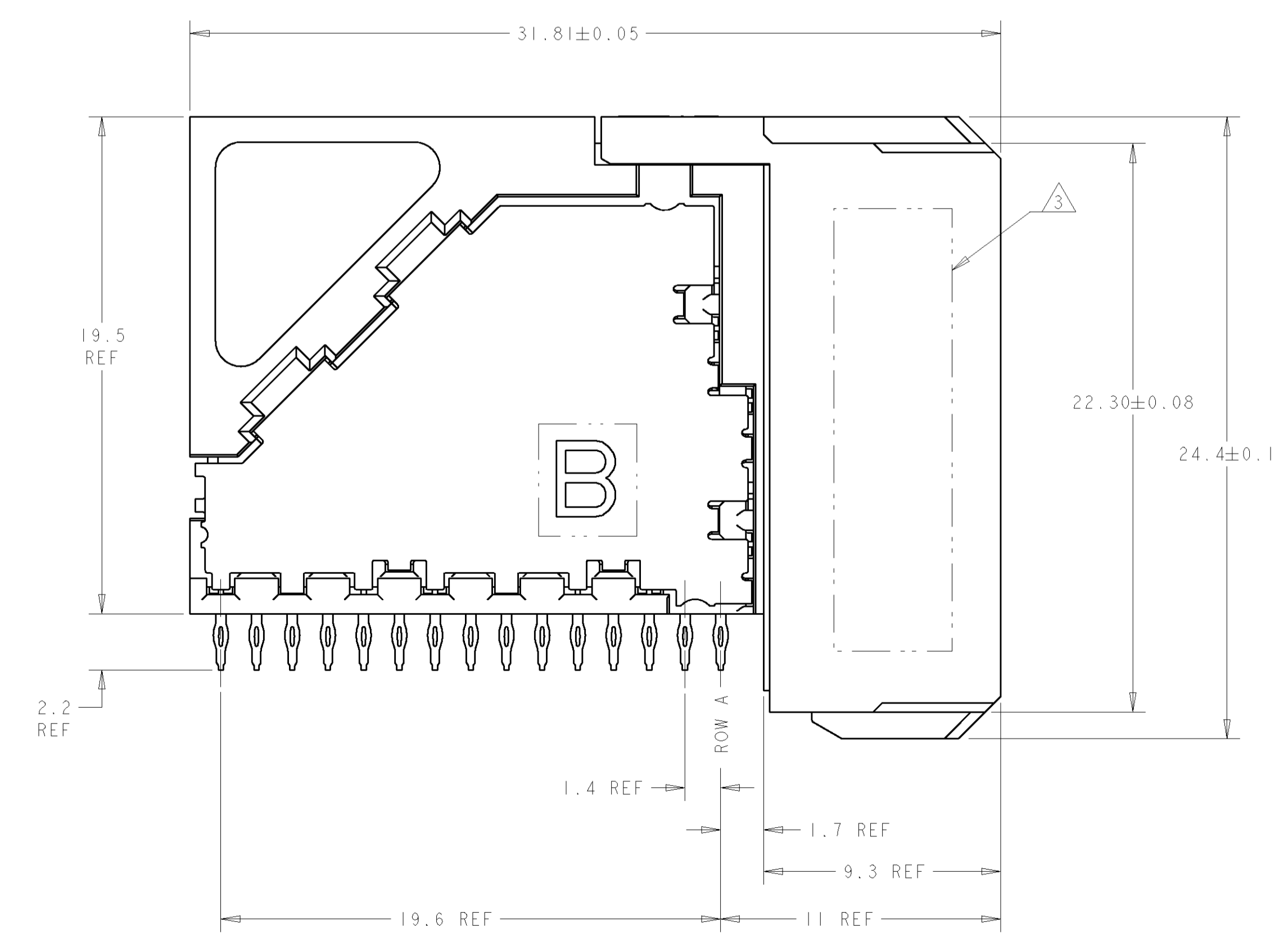
LOC	DIST	REV	DATE	BY	APPD
AD	00	A	27AUG2007	BC	RP



○ = SIGNAL
 ⊗ = GROUND
 RECOMMENDED PC BOARD LAYOUT
 DAUGHTER BOARD
 COMPONENT SIDE SHOWN
 SCALE 6:1



- △ MATERIAL:
CONTACT AND SHIELD - PHOS BRONZE
HOUSING AND CHICKLET - LCP, UL 94V-0, COLOR - BLACK
- △ FINISH:
CONTACT: MATING AREA - 0.76µm MIN GOLD OVER 1.27µm MIN NICKEL
COMPLIANT PIN AREA - 0.5µm MIN MATTE TIN OVER 1.27µm MIN NICKEL
SHIELD: 1.27µm MIN NICKEL
- △ CONNECTOR MARKED ON EITHER SIDE OF HOUSING WITH PART NUMBER, DATE CODE AND STANDARD IN APPROXIMATE AREA SHOWN.
- △ DIMENSION APPLIES TO CENTERLINE OF THRU HOLE.
- △ DATUMS AND BASIC DIMENSIONS ESTABLISHED BY CUSTOMER.
- 6. CONTACT AREA LUBRICATED WITH BELLCORE APPROVED LUBRICANT. TECHNICAL REFERENCE: GR-1217-CORE, ISSUE 1, NOVEMBER 1995.
- △ REFERENCE APPLICATION SPEC 114-13202 FOR RECOMMENDED PLATED THRU HOLE DIAMETER AND PLATING THICKNESSES.
- △ THE GROUNDS IN EACH COLUMN ARE COMMONED.



1934218-1
 PART NUMBER

DIMENSIONS: mm 		TOLERANCES UNLESS OTHERWISE SPECIFIED: 0 PLC ± 1 PLC ± 2 PLC ± 3 PLC ± 4 PLC ± ANGLES ±		DWN S. J. MAGARO 31 JAN 2007 ENR W. DAVIS 31 JAN 2007 APPD P. PATTERSON 27 AUG 2007 PRODUCT SPEC APPLICATION SPEC WEIGHT CUSTOMER DRAWING		Tyco Electronics Harrisburg, PA 17105-3608 NAME RECEPTACLE ASSEMBLY, 5 PAIR, 8 COLUMN SIZE CAGE CODE DRAWING NO A 100779 C-1934218 SCALE 6:1 SHEET 1 OF 1 REV A	
-----------------------	--	---	--	---	--	--	--