

storm

5000 Series Toughened Display Bezel



For menu driven applications in the toughest environments

- Impact resistant
(10J BS EN 60068-2-75: 1997)
- Weather sealed for outdoor use
- Clear, scratch resistant,
anti-reflective display window
- Responsive menu navigation and
option select keys
- Under-panel fixing through panel
thickness of up to 2mm
- Supplied complete with panel gasket
- Resistant to petrochemicals and most
commonly used cleaning agents
- -20°C (dry) to +60°C (bezel only –
display temp range specified
according to application)
- Accommodates most LCDs with
mounting centers at 93 x 55mm
or 89.9 x 48.8mm
- Available with or without
optional 122 x 32 dot graphic LCD
or 4 x 20 character LCD



www.storm-interface.com

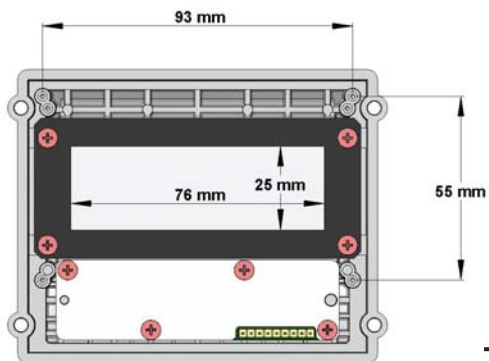
Storm Interface
products include
technology protected by
international patents
and design registration.
All rights reserved.

storm

5000 Series – Toughened Display Bezel

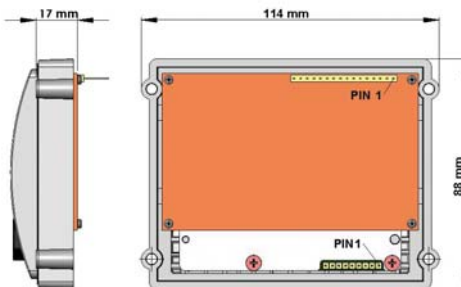


Rear View (No LCD)

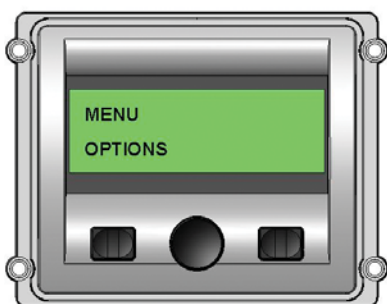


WINDOW VIEW AREA IS 76 mm x 25 mm
LCD MOUNTING CENTRES AT 93 mm x 55 mm

Overall Dimensions

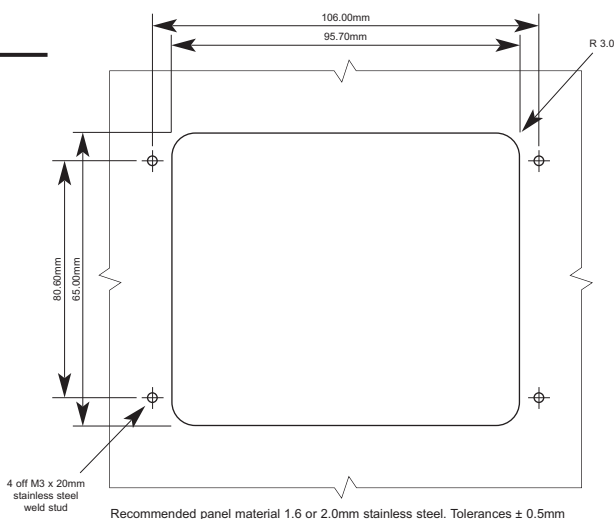


Unit with LCD fitted



| Position 1 | Position 2 | Position 3 |
|------------|------------|------------|
| R1C1 | R1C2 | R1C3 |

Host Panel Cutout



Matrix Keypad Connections

Contact Connections (viewed from rear of keypad)

| PINS | 9 | 8 | 7 | 6 | 5 | 4 | 3 | 2 | 1 |
|---------|---|---|---|---|---|---|---|---|---|
| PIN NO. | | | | | | | | | |

Contact Matrix

| PINS | ROW / COLUMN |
|------|--------------|
| 7 | C1 |
| 6 | C2 |
| 5 | C3 |
| 3 | R1 |

Specifications

Responsive menu navigation and option select keys

Matrix Output to 0.1" square pins compatible with Molex KK Housing

Overall Size 110 mm wide x 88 mm high

Optional backlight 4 line x 20 character LCD fitted with a single row of 16 0.1" square pins LCD Operating Voltage +5V to +9V (see note *)

PowerTips PC2004-A-LRU-H

Panel Mount Gasket included

Responsive key action travel 1.5 mm (nominal) force 130 gm (nominal)

Panel Cutout 96 mm x 81 mm

Operating Temp -20°C to +60°C

Switch Rating 24 V dc (Max), 50 mA (Max)

Contact Resistance 100 Ohms (Max)

Installation

1. Prepare host panel and connection cable(s). For keypad use Molex 2695 Connector 5 way (PN22-01-2051) or 9 way (PN 22-01-2091). For LCD use PN 22-01-2161.
2. Fit the supplied gasket over the 4 weld studs on the rear of the host panel.
3. Slide the display bezel over the studs and secure with M3 Nyloc Nuts or similar.

Ordering Details [x] denotes packaging variant

| Item | Stock No. |
|---|---------------|
| Display Bezel 3 Key | 5001-20010[x] |
| Display Bezel 3 Key with 4 x 20 character display | 5001-20020[x] |

Note*: LCD Rating – Temperature Compensation

An LCD operating voltage varies at different temperatures. The operating voltage must rise as temperature lowers or the contrast will degrade. Conversely, the operating voltage must fall as the temperature rises or the contrast will degrade. A temperature compensation circuit is required to control the input voltage as the temperature changes.

For Connection Information for LCD see:

PowerTip PC 2004-A Datasheet for 4 x 20 Character LCD

Whilst every effort is made to ensure details are correct at time of print, specifications are subject to change without notice.



Storm is a trademark of Keymat Technology Ltd
Storm Interface is a trading name of Keymat Technology Ltd
Storm Interface products include technology protected by international patents and design registration. All rights reserved.