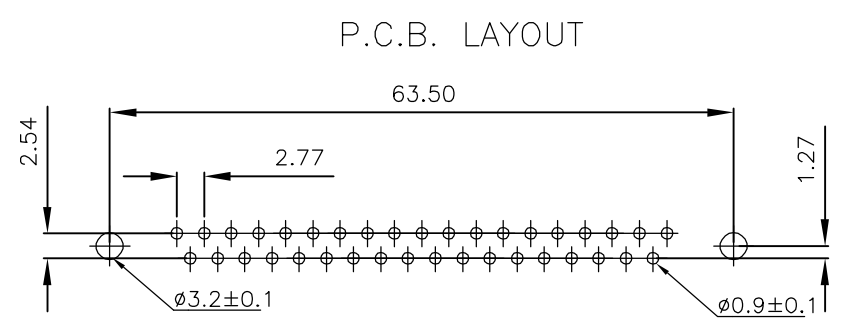
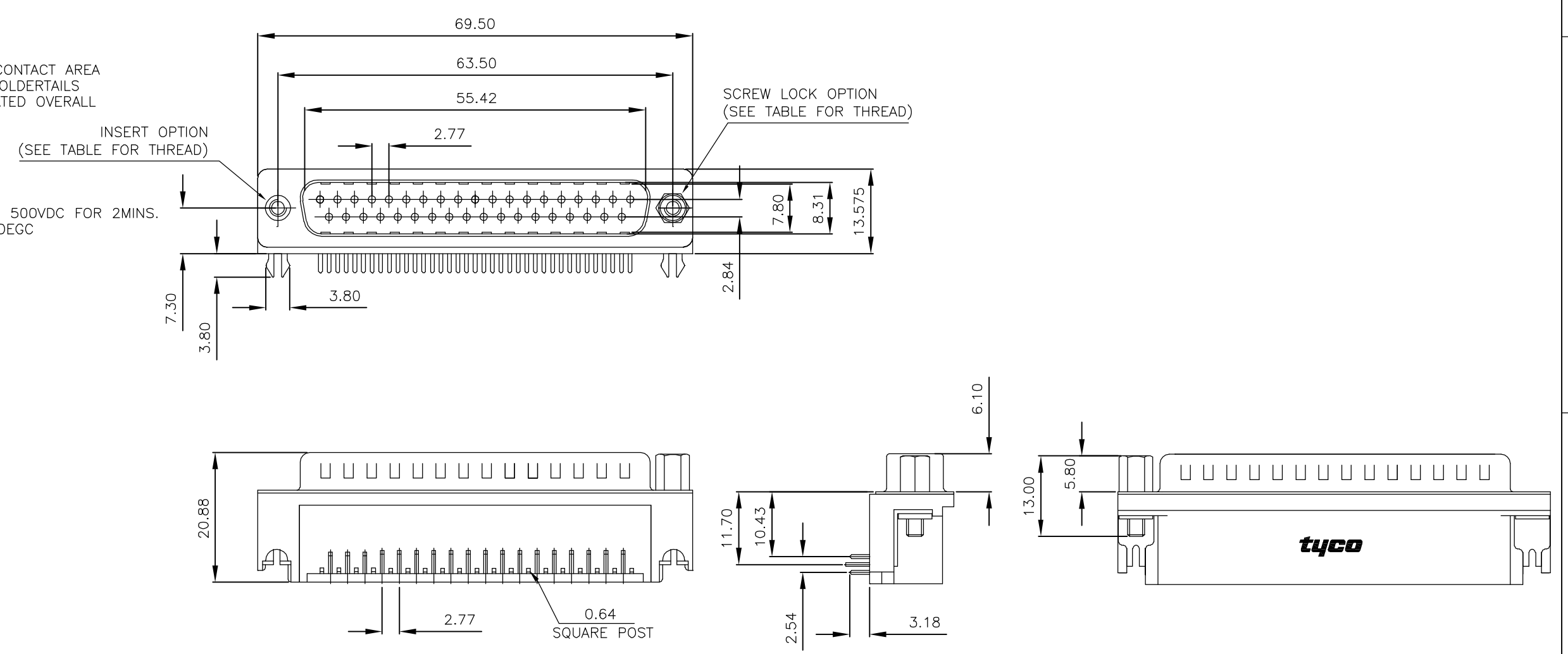


THIS DRAWING IS UNPUBLISHED. RELEASED FOR PUBLICATION OCT, 2003.  
 © COPYRIGHT 2003 BY TYCO ELECTRONICS CORPORATION. ALL RIGHTS RESERVED.

LOC	DIST	REVISIONS			
P	LTR	DESCRIPTION	DATE	DWN	APVD
E	B	B	EBDO-0068-04	27JAN2004	JMS FWK

- NOTES:
- FOR LOCAL DATA REFER TO YOUR LOCAL TYCO ELECTRONICS SALES OFFICE.
  - ALL DIMENSIONS ARE NOMINAL FOR REFERENCE ONLY UNLESS OTHERWISE STATED.
  - MATERIAL :  
 HOUSING : THERMOPLASTIC, UL94V-0  
 BLACK COLOR  
 CONTACTS : BRASS  
 SHELL : STEEL  
 BOARDLOCK : BRASS  
 SCREW : BRASS
  - FINISH :  
 CONTACT : 0.38µm MIN. GOLD PLATED ON CONTACT AREA  
 2.54µm MIN. TIN PLATED ON SOLDER TAILS  
 1.27µm MIN. NICKEL UNDERPLATED OVERALL  
 SHELL : 1.52µm MIN. TIN PLATED  
 BOARD LOCK : 1.52µm MIN. TIN PLATED  
 SCREW : 1.27µm MIN. NICKEL PLATED.
  - CHARACTERISTICS  
 CURRENT RATING : 5A  
 INSULATION RESISTANCE : 1000MOHMS MIN, 500VDC FOR 2MINS.  
 TEMPERATURE RATING : -55DEGC ~ +105DEGC  
 VOLTAGE RATING : 250VDC

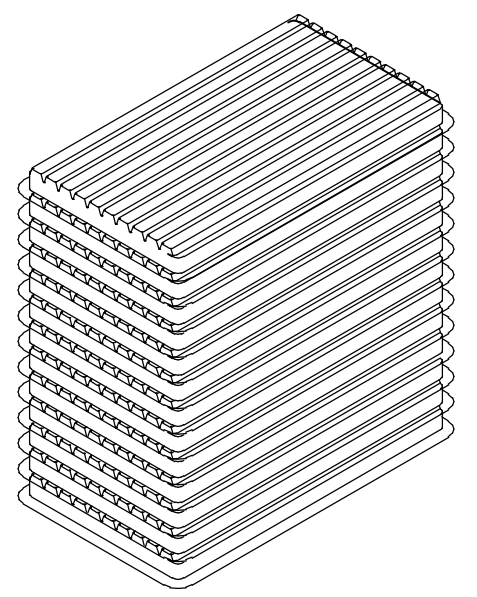


37 WAY D PLUG WITH BOARD LOCKS & 2 x M3 SCREW LOCKS, 0.38µm GOLD, RIGHT ANGLE	4-1634583-2
37 WAY D PLUG WITH BOARD LOCKS & 2 x 4-40 SCREW LOCKS, 0.38µm GOLD, RIGHT ANGLE	3-1634583-2
37 WAY D PLUG WITH BOARD LOCKS & 2 x M3 INSERTS, 0.38µm GOLD, RIGHT ANGLE	2-1634583-2
37 WAY D PLUG WITH BOARD LOCKS & 2 x 4-40 INSERTS, 0.38µm GOLD, RIGHT ANGLE	1-1634583-2
DESCRIPTION	TYCO PART No.

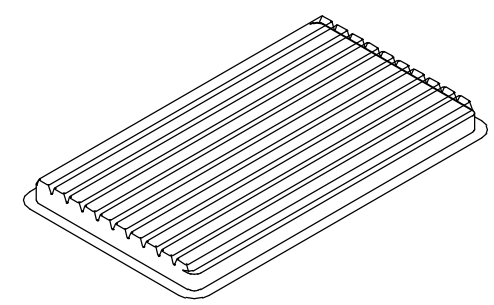
THIS DRAWING IS A CONTROLLED DOCUMENT.		DWN J.SANDWELL 15SEP2003	Tyco Electronics Corporation Stanmore, Middlesex, HA7 4RS													
DIMENSIONS: MM		CHK S.EBBUTT 15SEP2003														
TOLERANCES UNLESS OTHERWISE SPECIFIED:		APVD F.WHEELER-KING 15SEP2003	NAME 37 WAY D-SUB PLUG WITH BOARD LOCK													
<table border="1"> <tr><td>0 PLC</td><td>± -</td></tr> <tr><td>1 PLC</td><td>± -</td></tr> <tr><td>2 PLC</td><td>± -</td></tr> <tr><td>3 PLC</td><td>± -</td></tr> <tr><td>4 PLC</td><td>± -</td></tr> <tr><td>ANGLES</td><td>± -</td></tr> </table>		0 PLC	± -	1 PLC	± -	2 PLC	± -	3 PLC	± -	4 PLC	± -	ANGLES	± -	PRODUCT SPEC	SIZE	
0 PLC	± -															
1 PLC	± -															
2 PLC	± -															
3 PLC	± -															
4 PLC	± -															
ANGLES	± -															
MATERIAL SEE NOTE		APPLICATION SPEC	CAGE CODE	DRAWING NO												
FINISH		WEIGHT	RESTRICTED TO													
		CUSTOMER DRAWING		SCALE NTS												
		A3 00779 C-1634583		SHEET 1 OF 2												
				REV B												

THIS DRAWING IS UNPUBLISHED. RELEASED FOR PUBLICATION OCT , 2003.  
 © COPYRIGHT 2003 BY TYCO ELECTRONICS CORPORATION. ALL RIGHTS RESERVED.

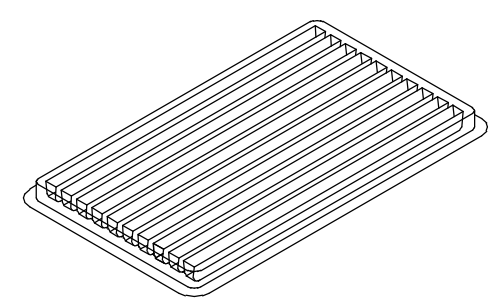
LOC	DIST	REVISIONS			
P	LTR	DESCRIPTION	DATE	DWN	APVD
	B	SEE SHEET 1	-	-	-



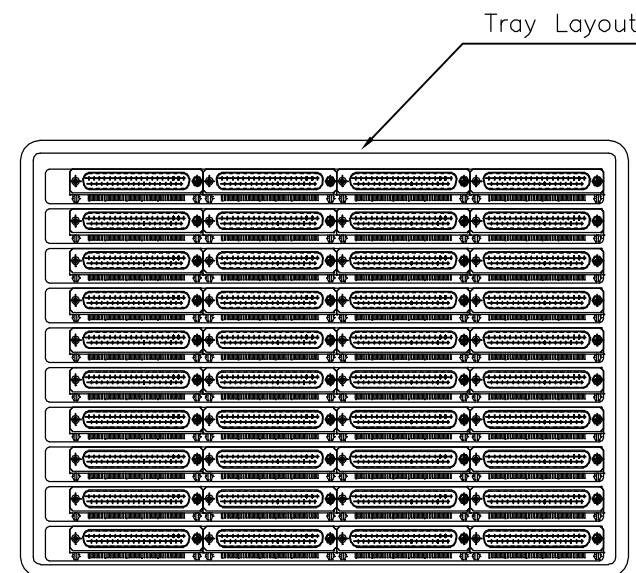
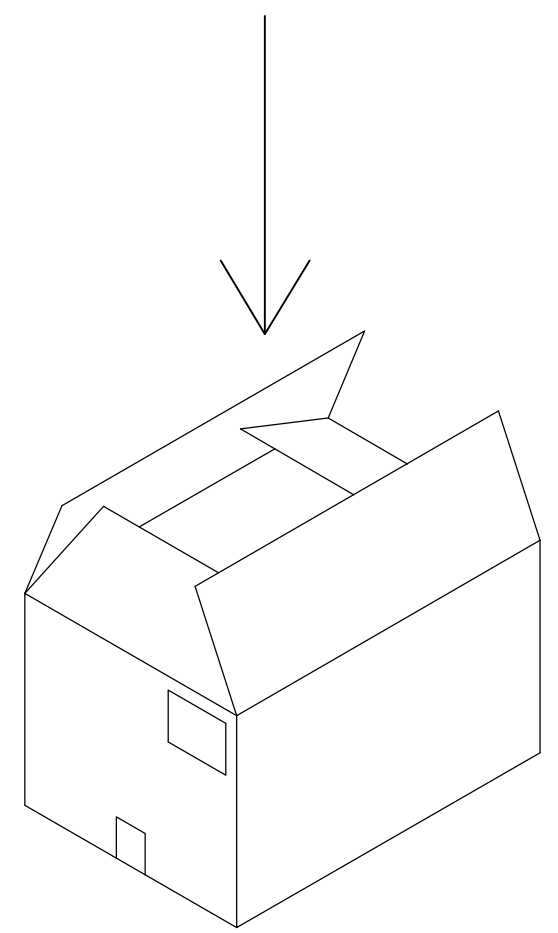
NOTES:  
 1.DIMENSION:  
 TRAY:L=310,W=220,H=23  
 SHIPPING BOX:L=335,W=230,H=320  
 2.QUANTITY:  
 40 PCS/TRAY  
 13 TRAY/SHIPPING BOX



COVER



TRAY



THIS DRAWING IS A CONTROLLED DOCUMENT.		DWN J.SANDWELL 15SEP2003	<b>tyco</b> Tyco Electronics Corporation													
DIMENSIONS: MM		CHK S.EBBUTT 15SEP2003	Stanmore, Middlesex, HA7 4RS													
TOLERANCES UNLESS OTHERWISE SPECIFIED:		APVD F.WHEELER-KING 15SEP2003	NAME 37 WAY D-SUB PLUG WITH BOARD LOCK													
<table border="0"> <tr><td>0 PLC</td><td>± -</td></tr> <tr><td>1 PLC</td><td>± -</td></tr> <tr><td>2 PLC</td><td>± -</td></tr> <tr><td>3 PLC</td><td>± -</td></tr> <tr><td>4 PLC</td><td>± -</td></tr> <tr><td>ANGLES</td><td>± -</td></tr> </table>		0 PLC	± -	1 PLC	± -	2 PLC	± -	3 PLC	± -	4 PLC	± -	ANGLES	± -	PRODUCT SPEC -	-	
0 PLC	± -															
1 PLC	± -															
2 PLC	± -															
3 PLC	± -															
4 PLC	± -															
ANGLES	± -															
MATERIAL SEE NOTE		FINISH -	APPLICATION SPEC -	RESTRICTED TO -												
		WEIGHT -	SIZE A3	CAGE CODE 00779												
		DRAWING NO C-1634583		SCALE NTS												
		CUSTOMER DRAWING		SHEET 2 OF 2												
				REV B												