

DATA SHEET

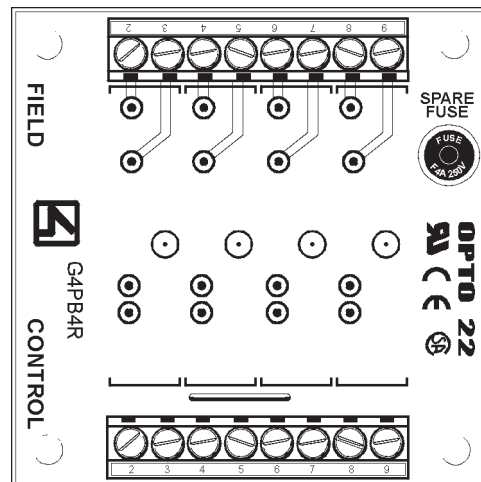
Form 249-010208

Part Number	Description
G4PB4R	G4 4-Channel Output Module Rack

Description

The G4PB4R output mounting rack compactly accommodates up to four G4 output modules and features channel-to-channel isolation between all field and control circuits. Positive-true and standard negative-true control signals from computer I/O ports may be connected to the racks.

Modules are inserted and removed easily and quickly without disturbing the field wiring. The threaded captive hold-down screw on each module securely attaches them to the rack. Barrier strips with screw terminals provide the field, control, and mounting rack power connections.



Features

- Requires minimum panel space
- Spare fuse on board
- UL recognized, CSA certified, CE approved
- Uses a single 5, 15, or 24 VDC power supply for control power

Specifications

Operating temperature:	0 to 70°C
Interface connector (field and control):	Screw-type barrier strip accommodates up to 10 AWG wire

OPTO 22

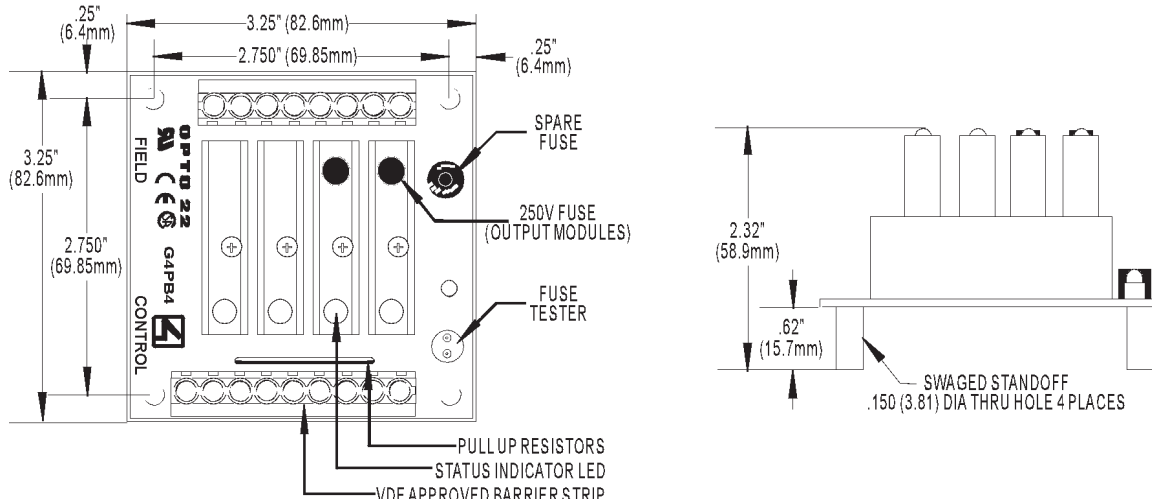
DATA SHEET

Form 249-010208

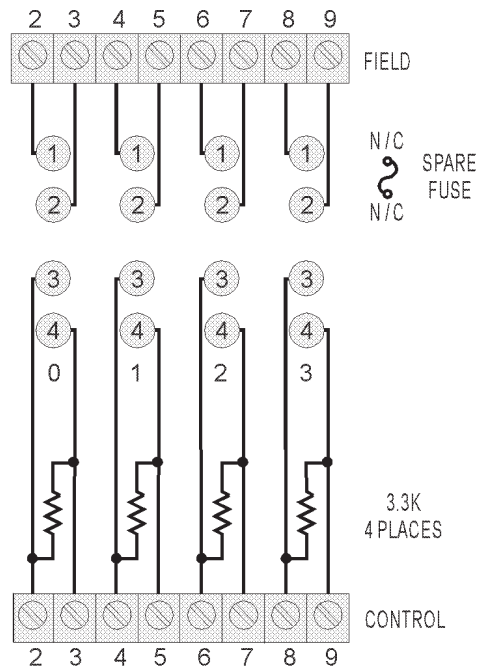
RACKS CLASSIC G4 4-CHANNEL

page 2/2

Dimensions



Connections



NOTE: G40DC5R, G40DC5R5, G40AC5AMA, G40AC5MA, G40DC5MA
WILL NOT PLUG INTO THIS RACK.

Opto 22 • 43044 Business Park Drive • Temecula, CA 92590 • Phone: (909) 695-3000 • (800) 321-OPTO • Fax: (909) 695-3095 • Internet: www.opto22.com

Inside Sales: (800) 452-OPTO • Product Support: (800) TEK-OPTO • (909) 695-3080 • Fax: (909) 695-3017 • E-mail: support@opto22.com • FaxBack: (800) 474-OPTO

© 1990–2001 Opto 22. All rights reserved. All trademarks, trade names, logos, and service marks referenced herein belong to their respective companies.