
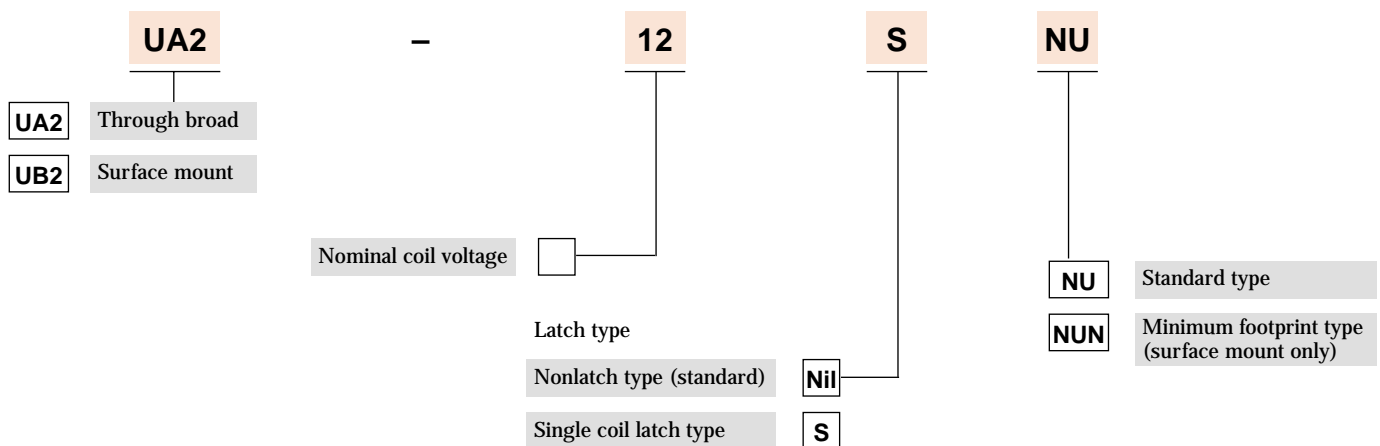


- Compact and Light Weight
- 2 Form C Contact Arrangement
- Low Power Consumption (140mW)
- UL Recognised, CSA Certified
- Tube or Taped Packaging
- Super high density mounting
- Meets Bell-Core standard requirements
- Meets IEC950/UL1950/EN60950 insulation distance



NEC

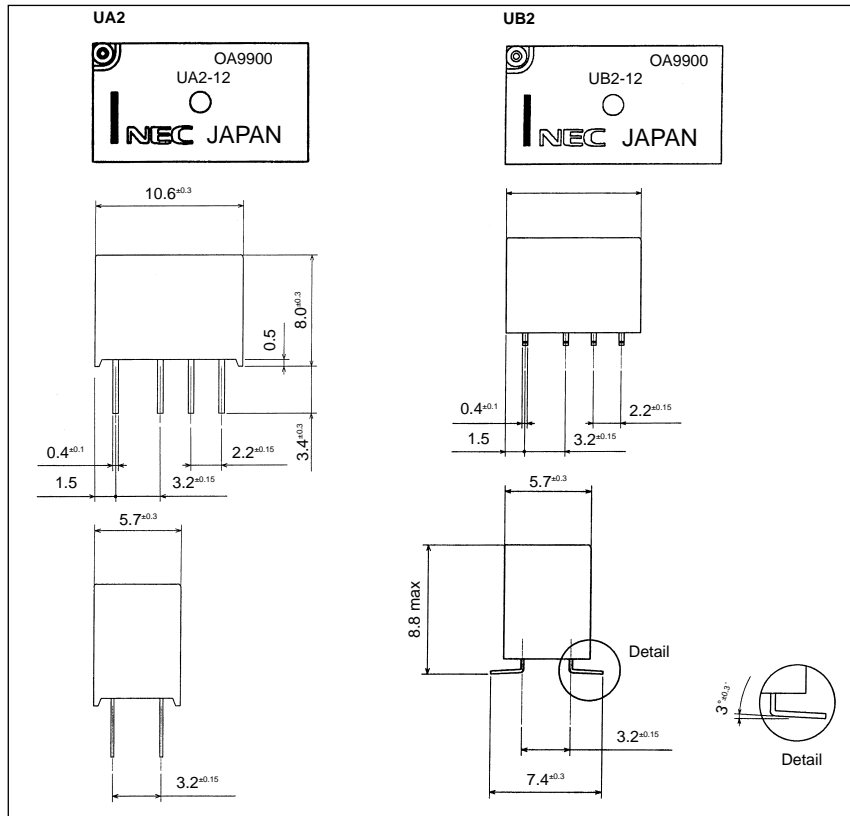
Options and ordering codes



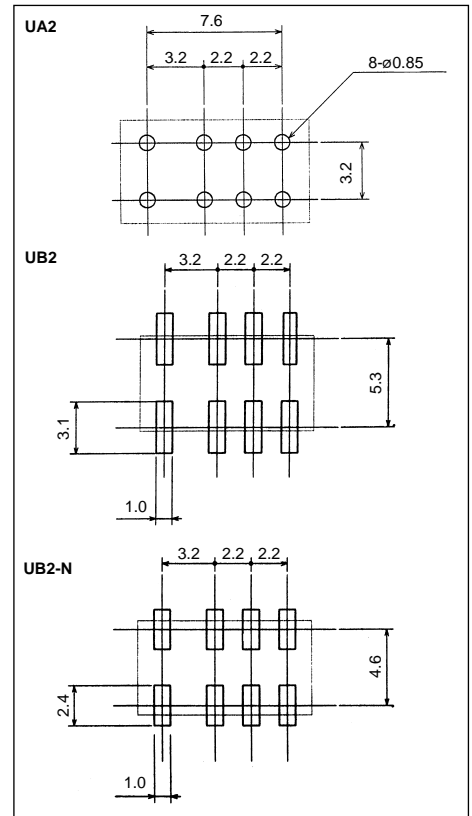
Specifications

Contact form		2 Form C (DPDT)
Contact material		Silver alloy with gold alloy overlay
Contact rating	Maximum switching power	30W, 37.5 VA (resistive)
	Maximum switching voltage	110VDC, 125VAC
	Maximum switching current	1A
	Maximum carrying current	1A
Initial contact resistance		Maximum 100mΩ
Nominal operating power	Nonlatch type	140mW (230mW for 24V)
	Single coil latch type	100mW (120mW for 24V)
	Double coil latch type	Refer to IMO
Operate time (excluding bounce)		Approximately 4ms without diode
Release time (excluding bounce)		Approximately 4ms without diode
Insulation resistance		1000 MΩ at 500 VDC
Breakdown voltage	Between open contacts	1000 VAC for one minute (1500 V surge, 10 x 16μs FCC Part 68)
	Between adjacent contacts	1000 V surge for one minute (1500 V surge, 10 x 160μs FCC Part 68)
	Between coil to contacts	1500 VAC (for one minute) 2500V surge (2 x 10 μs BELCORE)
Shock resistance		750mm/S ²
Vibration resistance		10-55Hz, double amplitude 3.3mm
Ambient temperature		-40°C to+ 85°C
Running specifications	Nonload	50 million operations/10 million for latching types
	Load	0.1 million (30VDC-1A resistive) 0.1 million (125VAC-0.3A resistive)
Weight		Approximately 1 g

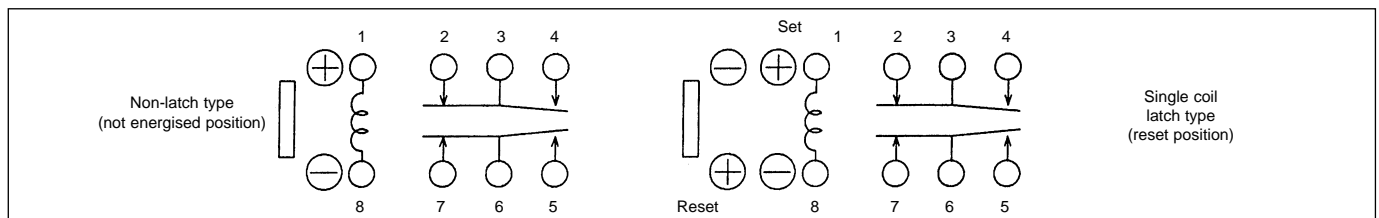
Dimensions mm



Pad layout bottom view



Schematics bottom view



Coil specification

Nonlatch type

at 20°C

Part Number	Nominal Coil Voltage VDC	Coil Resistance $\Omega \pm 10\%$	Must Operate Voltage VDC	Must Release Voltage VDC	Nominal operate power (mW)
UA2-1.5NU/UB2-1.5NU	1.5	16	75% of nominal voltage	10% of nominal voltage	140
UA2-3NU/UB2-3NU	3	64.3			140
UA2-4.5NU/UB2-4.5NU	4.5	145			140
UA2-5NU/UB2-5NU	5	178			140
UA2-6NU/UB2-6NU	6	257			140
UA2-9NU/UB2-9NU	9	579			140
UA2-12NU/UB2-12NU	12	1028			140
UA2-24NU/UB2-24NU	24	2504			230

Single coil latch type

at 20°C

Part Number	Nominal Coil Voltage VDC	Coil Resistance $\Omega \pm 10\%$	Must Operate Voltage VDC	Must Release Voltage VDC	Nominal operate power (mW)
UA2-1.5SNU/UB2-1.5SNU	1.5	22.5	75% of nominal voltage	10% of nominal voltage	100
UA2-3SNU/UB2-3SNU	3	90			100
UA2-4.5SNU/UB2-4.5SNU	4.5	202.5			100
UA2-5SNU/UB2-5SNU	5	250			100
UA2-6SNU/UB2-6SNU	6	360			100
UA2-9SNU/UB2-9SNU	9	810			100
UA2-12SNU/UB2-12SNU	12	1440			100
UA2-24SNU/UB2-24SNU	24	4800			120

Double coil latch type – Please refer to IMO