

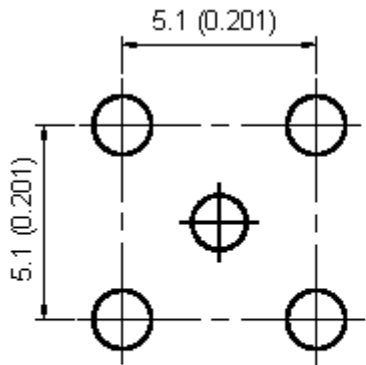


PART NO.

24-14-2-TGG

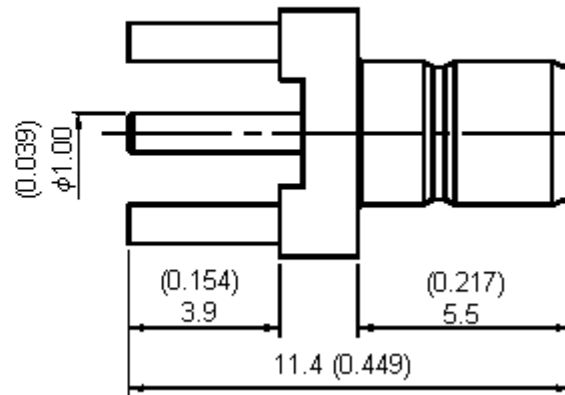
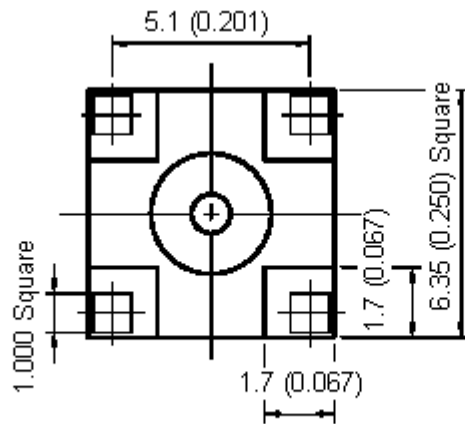
REVISIONS

ECN #	REV	DESCRIPTION	DRAWN	DATE	CHECKD	DATE	APPRVD	DATE
-	A	RELEASED	Poori	04/9/07	Suresh	04/9/07	G. C	19/9/07



(4)  $\phi$ 1.5 (0.059) Minimum  
 (1)  $\phi$ 1.4 (0.055) Minimum

**Mounting Hole**



Dimensions : Millimetres (Inches)

**Specifications:**

- Bodies : Brass per JIS-C3604.
- Centre Contact : Brass per JIS-C3604.
- Insulation : Teflon per ASTM D1457 and ASTM D1710.
- Connector interface per MIL-STD-348A.
- Part to be clean and free of burrs.

**Specification Table**

Number	Description	Material	Finish	Part Number
1	Body	Brass	Gold 3 $\mu$ " Minimum	24-14-2-TGG
2	Insulation	Teflon	None	
3	Centre Contact	Brass	Gold 30 $\mu$ " Minimum	

<http://www.farnell.com>  
<http://www.newark.com>  
<http://www.cpc.co.uk>

This data sheet and its contents (the "Information") belong to the Premier Farnell Group (the "Group") or are licensed to it. No licence is granted for the use of it other than for information purposes in connection with the products to which it relates. No licence of any intellectual property rights is granted. The Information is subject to change without notice and replaces all data sheets previously supplied. The Information supplied is believed to be accurate but the Group assumes no responsibility for its accuracy or completeness, any error in or omission from it or for any use made of it. Users of this data sheet should check for themselves the Information and the suitability of the products for their purpose and not make any assumptions based on information included or omitted. Liability for loss or damage resulting from any reliance on the Information or use of it (including liability resulting from negligence or where the Group was aware of the possibility of such loss or damage arising) is excluded. This will not operate to limit or restrict the Group's liability for death or personal injury resulting from its negligence. SPC MULTICOMP is the registered trademark of the Group. © Premier Farnell plc 2007.

**TOLERANCES:**  
 UNLESS OTHERWISE SPECIFIED, DIMENSIONS ARE FOR REFERENCE PURPOSES ONLY.

DRAWN BY:	DATE:
Poornima	04/09/07
CHECKED BY:	DATE:
Suresh	04/09/07
APPROVED BY:	DATE:
G.Cook	19/09/07

DRAWING TITLE:			
24-14-2-TGG			
SIZE	DWG NO.	ELECTRONIC FILE	REV
A	M10000500	1169641_DWG	A
SCALE: NTS	U.O.M.: mm (Inches)	SHEET: 1 OF 1	