


**True-Off Delay - 1 Change Over**



D6DA

- Housing for industrial environment
- With 22.5mm
- 4 time ranges, selected by rotating switch
- Integrated voltage selector

**1 Function**

A ... true-off delay

**2 Time ranges**

End of scale	Range of adjustment
1sec.	100ms....1sec.
10 sec.	1sec....10sec.
1 min.	6sec....1min.
3 min.	18sec....3min.

**3 Accuracy**

Base accuracy: -2% +8%  
 max. of range adjusted  
 Repetition accuracy under constant condition:  
 < 2% of end value of scaling  
 Adjusting accuracy: ≤ 6%

**4 Display**

Green LED on: Power applied

**5 Mechanical Specifications**

Housing: out of self-extinguishing plastic material, degree of protection IP40 / terminals IP 20  
 Mounting on DIN rails according EN 50 0222  
 Dimensions: 63 x 22,5 x 70mm (H x W x D)

**6 Supply Voltage**

Nom. Voltage	Permissible voltage range
24V AC	-15% +10%
24V DC	± 10%
110-240V AC	-15% +10%

Ripple at DC: 10%  
 Frequency range: 48-63Hz  
 Minimum periode of energizing 2 sec.  
 Reset time: 500ms  
 Reset voltage: >10% of nominal supply  
 Nominal Consumption:  
 24V AC/DC 1,5VA / 1W  
 110V AC 4 VA / 1,2W  
 230V AC 15VA / 2,2W

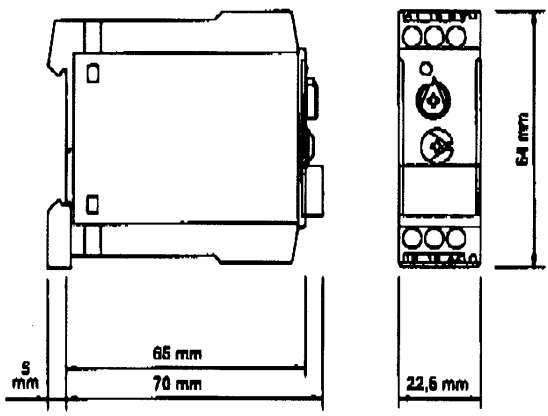
**7 Output**

1 potential free change over contact  
 Nominal switching voltage: 250V AC  
 Continuous current: 5A AC  
 Switching capacity 1250VA  
 Device protection: 8A fast-acting fuse  
 Mechanical life: 30x10<sup>6</sup> operations  
 Electrical life: 100.000 operations at 1000VA resistive load  
 Max switching rate : max. 720/h at 100VA resistive load (IEC 947-5-1)

**8 Environmental conditions**

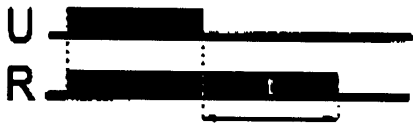
Ambient temperature: -25°C ... +55°C  
 Storage temperature: -25°C ... +70°C  
 Relative humidity: 15% ... 85%  
 according IEC 721-3-3 Klasse 3K3

**Dimensions:**



A ②

## Function



Legend:

- U... supply voltage
- t ... timing period
- R... output relay (NO-contact)

When supply voltage U is engaged the relays energize (contacts 15-18). When the supply voltage is removed the set time t begins to run. On expiration of time t the output falls back to the off position (contacts 15-16).

If the supply voltage U is reengaged to the unit before time t has elapsed, the time already elapsed is cancelled and starts again next the supply voltage is interrupted.

## Standards

### Duty cycle:

100% , IEC class 1c

### Climate resistance:

HVF according DIN 40040, pr IEC 1812-1(1994) and IEC 721-3-3 class 3K3 (1g...25g H<sub>2</sub>O/m<sup>3</sup>)

**Protection degree against contact:** according VDE 0106 and VBG4

**Standard:** VDE 0110 iGr.C/250

### Low voltage Directive:

4kV, Kat.III according IEC 664-1

### Electromagnetic compatibility

#### Electrostatic discharge:

Level 3, 6kV contact, 8kV air according IEC 1000-4-2

#### Immunity against HF-fields:

Level 3, 10V/m acc. IEC 1000-4-3

**Fast transients:** level 4, 4kV/2,5Hz, 5/50ns acc. IEC 1000-4-4

**Surge immunity:** Level 3, 2kV

Com., 1kV Dif. acc. IEC 1000-4-5

#### Immunity against conducted HF:

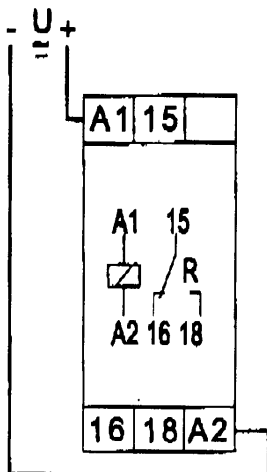
Level 3, 10VRMS according to

IEC 1000-4-6

**EMC- Emmissions :** class B according to CISPR 22

**Production standard :** according to ISO 9001

## Connection



### Germany

Tele Steuergeräte GmbH  
D-82069 Hohenschäftlarn  
Eichendorffweg 1  
Tel. +49 (0)8178/9600-0  
Fax: +49 (0)8178-9600-30  
email: info@tele-steuergeraete.de  
www.tele-steuergeraete.de

### Austria

Tele-Haase Steuergeräte Ges.m.b.H.  
A-1151 Wien, Haldmangasse 4  
Tel. +43 (0)1-89126-0,  
Fax +43 (0)1-89126-20  
e-mail: info@tele-haase.at  
www.tele-haase.at

### Great Britain

Tele Control Ltd.  
Europa House, Gresley Road,  
Castlemham Ind. Est., St. Leonards-on-Sea, East  
Sussex TN38 9PN  
Tel. +44-1-424-853844,  
Fax: +44-1-424-851120

**serie delta**