5252 Series

Full Color | Middle Power LED

SLTRGB35066N

- Top View LED (Full Color)
- Dimension(mm) : 5.2 X 6.0 X 1.3T
- GaN/Al_2O_3 Chip
- Long Time Reliability
- Indoor & Outdoor Display

Radiation Diagram

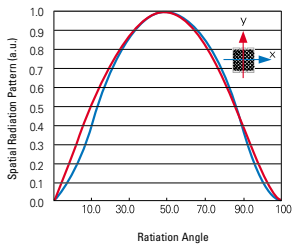

Package Outline

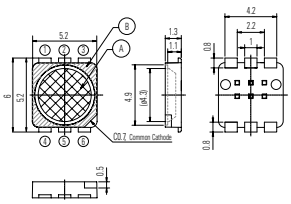

1. Tolerance is ±0.1mm
2. Do not place pressure on the encapsulating resin ("A")
3. The maximum compressing force is 15N on the polymer ("B")

Polarity

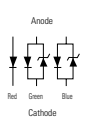

Recommended Soldering Pattern

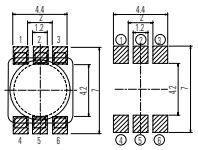

Carrier Tape

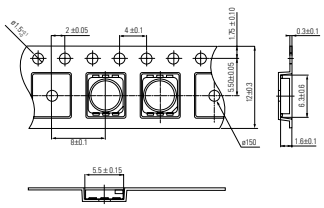

Absolute Maximum Ratings

T_a=25℃

Item	I_F (mA)	*I_{FP} (mA)	T_{Stg} (℃)	T_{Opr} (℃)
Red / Green / Blue	30	100	-40 ~ 100	-30 ~ 85

* Pulse condition : 10% Duty and 10ms width

Electrical Characteristics

T_a=25℃

Item	Symbol	Condition	Color	Min.	Typ.	Max.	Unit
Forward Voltage*	V_F	I_F=20mA	Red	1.8	2.1	2.6	V
			Green	2.9	3.2	3.7	
			Blue	2.9	3.2	3.6	
Reverse Current	I_R	V_R=5V	Red	-	-	100	μA
Reverse Voltage	V_a	I_F=10mA	Green	0.6	-	2.0	V
			Blue				

* Tolerance : V_F: ±0.1, I_V:±5%, CIE(x, y):±0.01

Chromaticity Coordinate

T_a=25℃, @20mA

Rank	x				y				Rank	x				y			
A1	0.220	0.250	0.250	0.220	0.310	0.315	0.280	0.275	C1	0.220	0.250	0.250	0.220	0.240	0.245	0.210	0.205
A1	0.250	0.280	0.280	0.250	0.315	0.320	0.285	0.280	C2	0.250	0.280	0.280	0.250	0.245	0.250	0.215	0.210
A3	0.220	0.250	0.250	0.220	0.275	0.280	0.245	0.240	C3	0.220	0.250	0.250	0.220	0.205	0.210	0.175	0.170
A4	0.250	0.280	0.280	0.250	0.280	0.285	0.250	0.245	C4	0.250	0.280	0.280	0.250	0.210	0.215	0.180	0.175
B1	0.280	0.310	0.310	0.280	0.320	0.330	0.295	0.285	D1	0.280	0.310	0.310	0.280	0.250	0.260	0.225	0.215
B2	0.310	0.340	0.340	0.310	0.330	0.340	0.305	0.295	D2	0.310	0.340	0.340	0.310	0.260	0.270	0.235	0.225
B3	0.280	0.310	0.310	0.280	0.285	0.295	0.260	0.250	D3	0.280	0.310	0.310	0.280	0.215	0.225	0.190	0.180
B4	0.310	0.340	0.340	0.310	0.295	0.305	0.270	0.260	D4	0.310	0.340	0.340	0.310	0.225	0.235	0.200	0.190

Item	Symbol	Condition	Rank	Min.	Typ.	Max.	Unit
Luminous Intensity*	I_V	I_F=20mA	Red	450	600	-	mcd
			Green	1200	1400	-	
			Blue	250	400	-	
		I_F=60mA (I_F=20mA) (RGB)	-	1900	2400	-	

* Luminous intensity measuring equipment : CAS140B

Relative Luminous Intensity vs.Forward Current

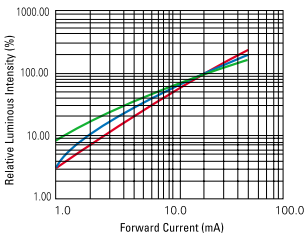

Forward Current vs. Forward Voltage

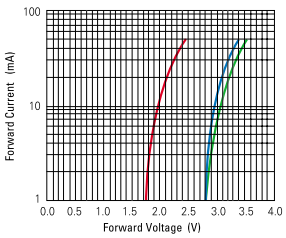

Forward Current Derating Curve

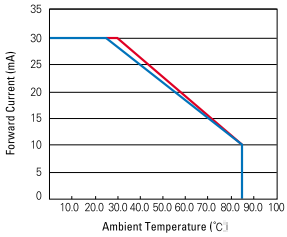

Spectrum Distribution

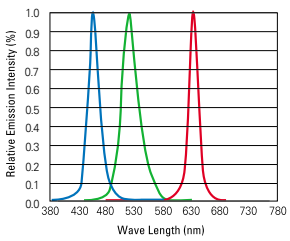
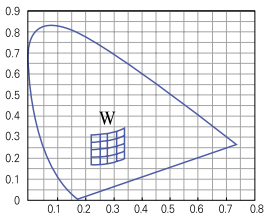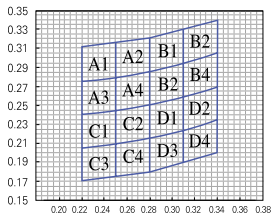
CIE Coordination