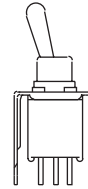
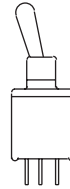
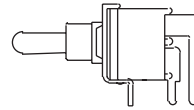


SERIES 34D Sealed Sub-Miniature Toggle Switches

FEATURES

- Save Space and Weight
- SPDT and DPDT Circuitry
- Choice of Actuators, Bushings, and Terminations
- Sealed per IP67



MODELS In inches (and millimeters)

SPDT

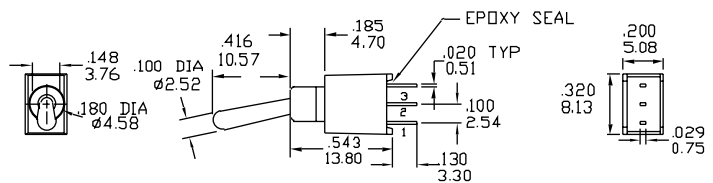


Model No.	Switching Position		
WMSP1	ON	NONE	ON
WMSP2	ON	NONE	(ON)
WMSP3	ON	OFF	ON
WMSP4	(ON)	OFF	(ON)
WMSP5	ON	OFF	(ON)
Term. Comm.	2-3	OPEN	2-1

Schematic

() = Momentary

O2Comm.



DPDT

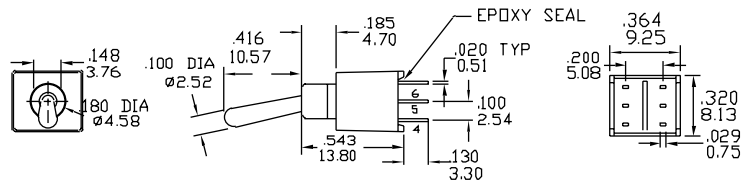



Model No.	Switching Position		
WMDP1	ON	NONE	ON
WMDP2	ON	NONE	(ON)
WMDP3	ON	OFF	ON
WMDP4	(ON)	OFF	(ON)
WMDP5	ON	OFF	(ON)
Term. Comm.	2-3, 5-6	OPEN	2-1, 5-4

Schematic

() = Momentary

O2Comm. O5Comm.

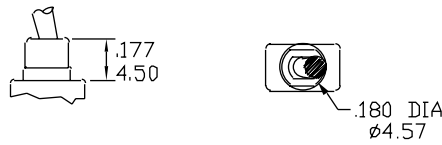


ACTUATOR OPTIONS In inches (and millimeters)

1	2	3	4	5 ESD Resistant Plastic Toggle	6 ESD Resistant Plastic Toggle

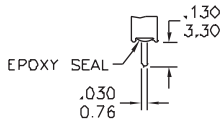
BUSHING OPTION In inches (and millimeters)

B4



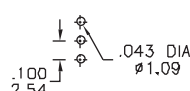
TERMINATION OPTIONS In inches (and millimeters)

M2 P.C. Mount

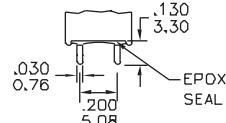


Single Pole

P.C. MOUNTING

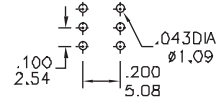


M2 P.C. Mount




Double Pole

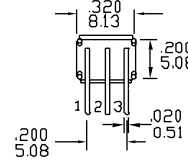
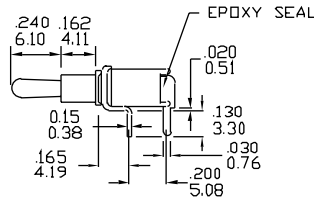
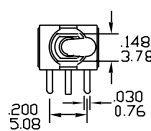
P.C. MOUNTING




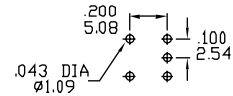
M6 Right Angle P.C. Mount, Horizontal Actuation



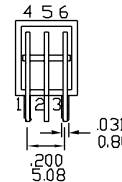
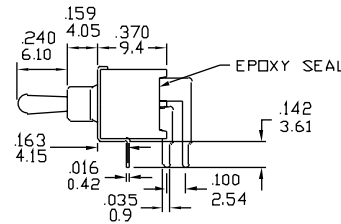
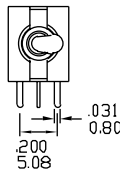
SPDT



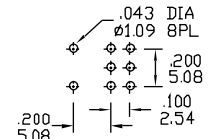
P.C. MOUNTING



DPDT



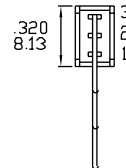
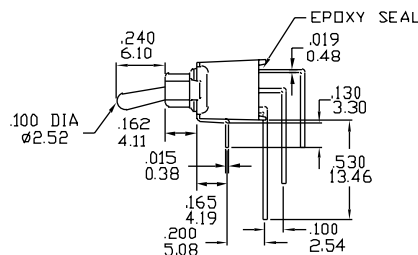
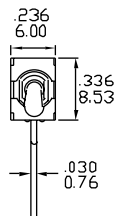
P.C. MOUNTING



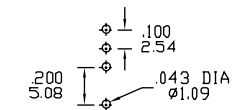
M7 Right Angle P.C. Mount, Vertical Actuation



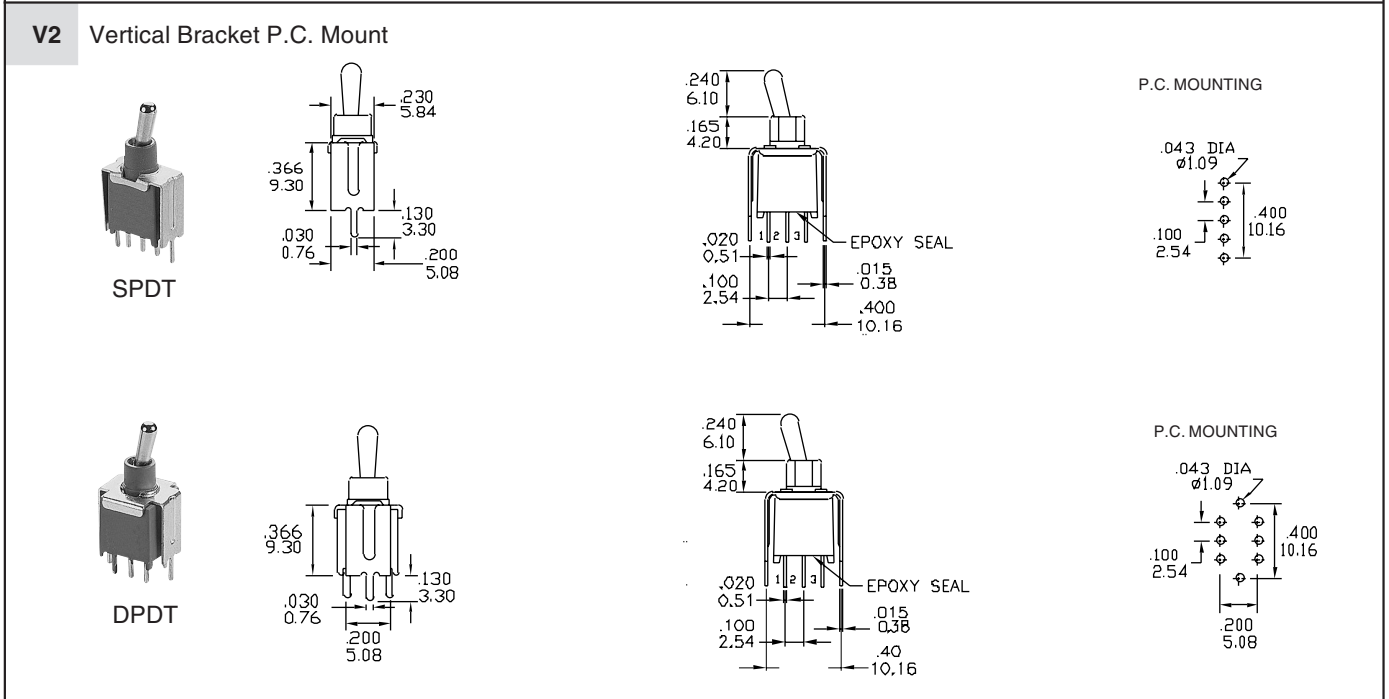
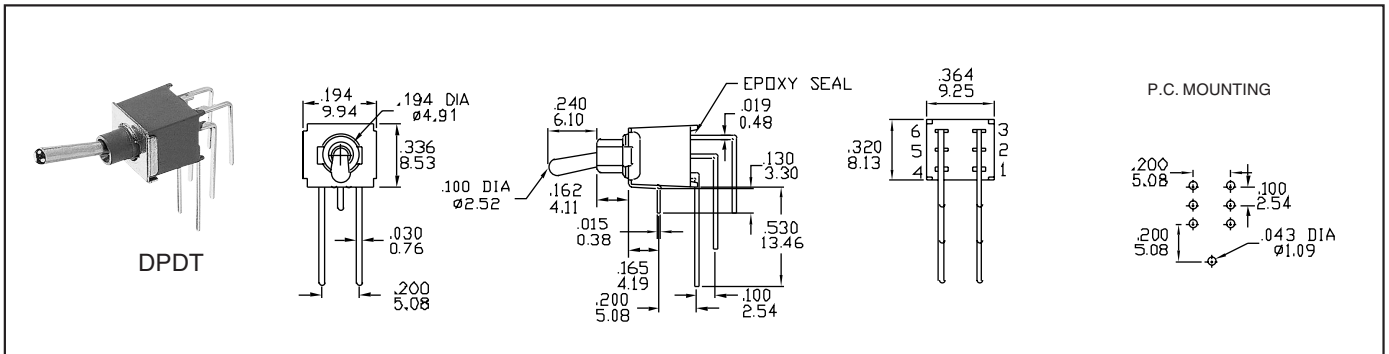
SPDT



P.C. MOUNTING



TERMINATION OPTIONS In inches (and millimeters)



SPECIFICATIONS RATINGS

Contact Rating: Q option- 3A with resistive load @ 125 VAC or 28 VDC; 1.5A with resistive load @ 250 VAC. R option- 0.4VA max @ 20 Vmax (AC or DC)
Electrical Life: 30,000 make-and-break cycles at full load

Contact Resistance: 20 milliohms max. initial @ 2-4 VDC, 100 mA
Insulation Resistance: 1,000 megaohms minimum
Dielectric Strength: 1,000 V RMS @ sea level
Operating Temperature: -30°C to 85°C

MATERIALS

Case: Diallyl phthalate (DAP) (UL94V-0)
Toggle Handle: Brass, chrome plated
Bushing: Brass, nickel plated
Housing: Stainless steel
Terminal/Switch Support: Brass, electroplated
Terminal Seal: Epoxy

ORDERING INFORMATION

SERIES	MODEL NO.	ACTUATOR	BUSHING	TERMINATION	CONTACT	SEAL
34D	WMSP1	2	B4	M2	R	E
34D = Sealed Sub-Miniature Toggle Switches	Options: WMSP1, WMSP2, WMSP3, WMSP4, WMSP5, WMDP1, MDP2, MDP3, WMDP4, WMDP5 (see models for switching positions)	Options: 1, 2, 3, 4, 5, 6 (see actuator options)	B4 (see bushing options)	Options: M2, M6, M7, V2 (see termination options)	R = Copper alloy, gold plate over nickel plate. Q = End terminal contact surface: coin silver Center terminal contact surface: copper alloy, silver plated	E = Epoxy seal

Example Part Number: 34DWMSP12B4M2RE

Available from your local Grayhill Component Distributor. For prices and discounts, contact a local Sales Office, an authorized local Distributor or Grayhill.