

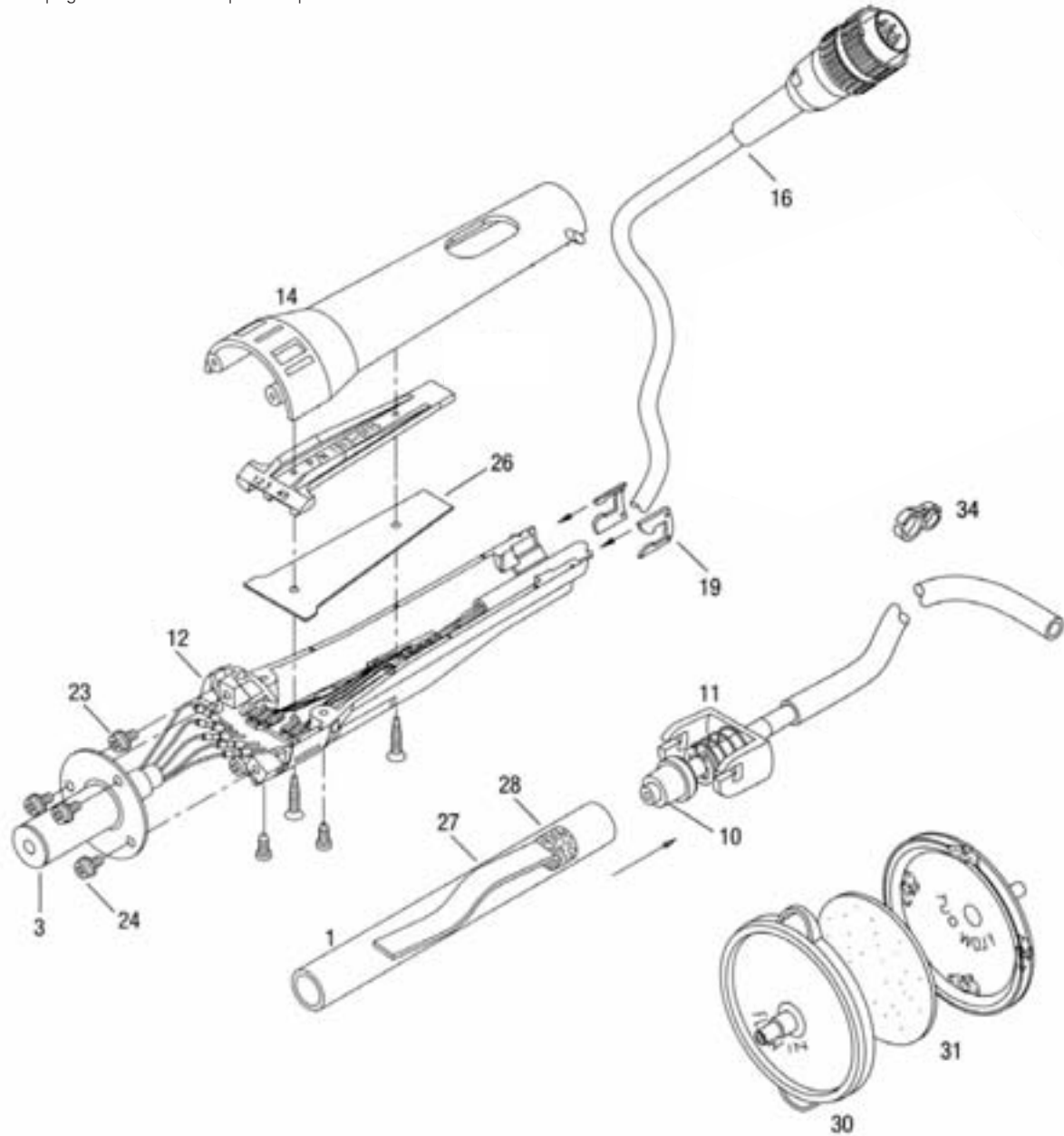
SX-70 Handpiece

SX-70 Replacement Parts Diagram



SX-70 parts Diagram

See page 12 for the description of parts



Part Catalog

SX-70 Handpiece

SX-70 Replacement Parts



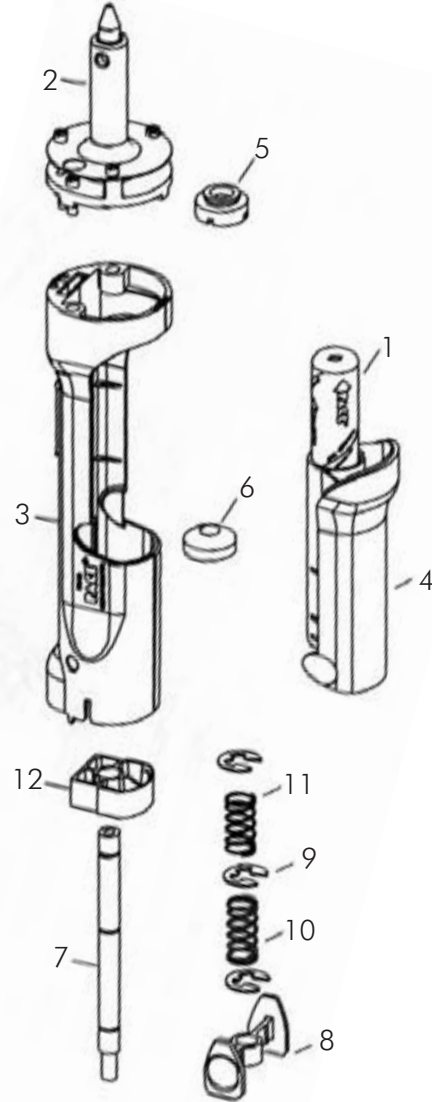
ITEM	DESCRIPTION	PART NUMBERS
1	Glass Chamber	1265-0009-P1
3	SX-70 Heater and Seal Assembly	6010-0080-P1
	Front Seal, Heater	1213-0033-P1
10	Rear Seal	1213-0001-P1
11	Rear Seal Retainer Assembly	4010-0106-P1
12	Heat Dissipator	1360-0005-P1
14	Replacement Handle Kit (SX, TP, TJ) (includes Top/Bottom Plates, Heat Dissipator, and Hardware)	6993-0140
	Replacement Hardware Kit (SX, TP, TJ) (includes Screws and Handle Clips)	6993-0189-P1
14	Switch and Cord Assembly (SX-70 only)	4010-0098-P1
16	Handle Clips	1209-0006-P5
19	Replacement Button	1119-0119-P1
	Dissipator Mounting Screws (mounts dissipator to handle)	1405-0534-P3
23	Heater Mounting Screws	1405-0395-P3
24	Solder Shield (comes with the purchase of any Heater Assembly)	1213-0072-P10
26	"S" Baffle	4010-0033-P1
27	Sodr-X-Tractor Filter	
28	Package of 10	1309-0018-P10
	Package of 50	1309-0018-P50
	VisiFilter, Fixed	1309-0020-P1
30	VisiFilter, Replaceable	1309-0028-P1
30	Replaceable VisiFilter Elements	
	Package of 10	1309-0027-P10
	Package of 25	1309-0027-P25
	Package of 50	1309-0027-P50
	Tubing, Length 1370mm (54") Black	1342-0015-08-P1
	Black Hose Clamps	1321-0085-01-P6
34	Hose Fitting, Female (Quick Disconnect)	1259-0086-P1
	Hose Fitting, Male (Quick Disconnect)	1259-0087-P1
	Tubing, Length (2 ") Translucent	1342-0001-01-P1
	6 Conductor Cable Assembly	1332-0148-P1
	Gender Bender Adaptor (Allows SensaTemp Handpieces to be used on IntelliHeat power sources)	6993-0278-P1
	SX Tool Stand (Available November 2007)	6019-0082-P1

SX-90 Handpiece

SX-90 Replacement Parts



ITEM	DESCRIPTION	PART NUMBERS
	SX-90 SensaTemp Handpiece	6010-0106-P1
	SX-90 SensaTemp Kit (includes Handpiece, Tip & Tool Stand and Tip Tool)	6993-0213-P1
	SX-90 Handpiece IntelliHeat	6010-0149-P1
	SX-90 Handpiece Kit IntelliHeat	6993-0266-P1
	SX-90 Tip and Tool Stand	6019-0060-P1
1	FLUX/SODR TRAP (Package of 10)	1309-0054-P10
1	FLUX/SODR TRAP (Package of 100)	1309-0054-P100
2	SX-90 Heater Assembly (Black Connector also fits SX-80)	6010-0107 -P1
	SX-90 Heater Assembly (Blue Connector only fits SX-90's that come with Blue Connector heater)	6010-0163 -P1
3	Handle Assembly (Includes the Switch, PCB, and Cord Assembly) SensaTemp	6010-0115-P1
3	Handle Assembly (Includes the Switch, PCB, and Cord Assembly) IntelliHeat	6010-0162-P1
4	Door Assembly	1119-0141-P1
5	Front Seal	1213-0087-P1
6	Rear Seal	1213-0086-P1
7	Plunger Shaft	1261-0154-P1
8	Plunger Lock	1500-0063-P1
9	"C" Clips (3 pieces)	1348-0387-P3
10	Spring "Long Side"	1221-0136-P1
11	Spring "Short Side"	1221-0137-P1
12	Door Lock	1119-0142-P1
	VisiFilter, Fixed	1309-0020-P1
	VisiFilter, Replacement	1309-0028-P1
	Replaceable VisiFilter Elements	
	Package of 10	1309-0027-P10
	Package of 25	1309-0027-P25
	Package of 50	1309-0027-P50
	Tubing, 1370mm (54") Length Black	1342-0015-08-P1
	Hose Clamps	1321-0085-01-P6
	Hose Fitting, Female (Quick Disconnect)	1259-0086-P1
	Hose Fitting, Male (Quick Disconnect)	1259-0087 -P1
	Tubing, Silicon, 2" Length	1342-0001-01-P1
	Heater Set Screws	1348-0547-P10
	Button	1500-0064-P1
	Heat Sleeve Kit	6993-0229-P1
	Heat Sleeve Clip	1211-0064-P1
	Glass Flux Solder Trap Kit	6000-0212-P1
	Z-Baffle (for Glass Chamber)	4010-0115-P2
	Glass Chamber	1265-0011-P1
	Sodr-X-Tractor Filters for Glass Chamber	
	Package of 10	1309-0018-P10
	Package of 50	1309-0018-P50
	SX Tool Stand (Available November 2007)	6019-0082-P1
	Replacement Sponge for new tool stand	4021-0013-P5
	Replacement brass tip cleaner for new tool stand	1129-0018-P1









Desoldering Tips

Tips Selection: One of the most important aspects for successful solder removal is the selection of the proper size tip.

There are several points to keep in mind.

1. The Inside Diameter (I.D.) of the tip must be large enough to fit over the lead, while providing sufficient room so that air and solder can be drawn through the tip.
2. The Outside Diameter (O.D.) of the tip must be slightly smaller than the diameter of the pad to prevent tip contact to the board laminate and minimize the possibility of damage.

for the SX-90 - 3/16" Shank Diameter


TIPS	DESCRIPTION	DIAMETER	SX-90 P/N's*	Endura P/N's**
	Thermo-Drive	0.76mm (0.030") I.D. X 2.03mm (0.080") O.D.	1121-0930-P5	1121-0625-P5
	Thermo-Drive	1.02mm (0.040") I.D. X 2.29mm (0.090") O.D.	1121-0931-P5	1121-0624-P5
	Thermo-Drive	1.52mm (0.060") I.D. X 3.05mm (0.120") O.D.	1121-0932-P5	1121-0626-P5
	Thermo-Drive	2.29mm (0.090") I.D. X 5.1mm (0.200") O.D.	1121-0933-P5	1121-0627-P5
	Thermo-Drive	4mm (0.16") I.D. X 5.1mm (0.200") O.D.	1121-0951-P5	
	Thermo-Drive, Flathead	(0.050") x (0.090") I.D. X (0.110") X (0.190") O.D.	1121-0934-P5	1121-0821-P5
	Extended Reach Thermo-Drive	0.78mm (0.030") I.D. X 2.29mm (0.090") O.D.	1121-0935-P5	1121-0628-P5
	Extended Reach Thermo-Drive	1.02mm (0.040") I.D. X 2.54mm (0.10") O.D.	1121-0936-P5	1121-0629-P5
	Extended Reach Thermo-Drive	1.52mm (0.060") I.D. X 3.05mm (0.120") O.D.	1121-0937-P5	1121-0630-P5
	ThermoMax	0.76mm (0.030") I.D. X 1.91mm (0.075") O.D.	1121-0938-P5	1121-0882-P5
	ThermoMax	1.02mm (0.040") I.D. X 2.20mm (0.085") O.D.	1121-0939-P5	1121-0883-P5
	ThermoMax	1.52mm (0.060") I.D. X 2.69mm (0.106") O.D.	1121-0940-P5	1121-0884-P5
	Precision	0.50mm (0.020") I.D. X 1.79mm (0.070") O.D.	1121-0941-P5	1121-0680-P5
	Precision	0.76mm (0.030") I.D. X 2.03mm (0.080") O.D.	1121-0942-P5	1121-0678-P5
	Precision	1.02mm (0.040") I.D. X 2.29mm (0.090") O.D.	1121-0943-P5	1121-0679-P5
	Precision	1.52mm (0.060") I.D. X 2.79mm (0.110") O.D.	1121-0944-P5	1121-0690-P5
	Precision	0.635mm (0.025") I.D. X 1.39mm (0.055") O.D.	1121-0949-P5	
	Precision	0.635mm (0.025") I.D. X 1.14mm (0.045") O.D.	1121-0950-P5	
 	Flo-D-Sodr	1.52mm (0.060") I.D. X 4.78mm (0.188") O.D.	1121-0945-P5	1121-0631-P5
	Flo-D-Sodr, Precision	0.50mm (0.020") I.D. X 1.78mm (0.070") O.D.	1121-0946-P5	1121-0681-P5
	Flo-D-Sodr, Precision	0.76mm (0.030") I.D. X 2.03mm (0.080") O.D.	1121-0947-P5	1121-0682-P5
	Flo-D-Sodr, Precision	1.02mm (0.040") I.D. X 2.29mm (0.090") O.D.	1121-0948-P5	1121-0683-P5

*SX-90 tips can only be used with SX-90 heaters date code 10-06 or later. **Endura tips can only be in the SX-80 or SX-90.



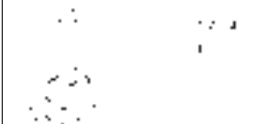
PS-90 Handpiece

Optional Items and Replacement Parts





























PS-90 Universal Soldering Iron

DESCRIPTION	PART NUMBERS
 <p>PS-90 Handpiece IntelliHeat PS-90 Handpiece Kit IntelliHeat PS-90 SensaTemp Soldering Iron Kit PS-90 SensaTemp Soldering Iron PS-90N SensaTemp Kit PS-90N SensaTemp handpiece PS-90N IntelliHeat handpiece PS-90N IntelliHeat handpiece kit PS-90 Cubby (Available November 2007) Lead Free Cubby (Nov 07) with Green insert Green Replacement handpiece insert for PS-90</p> <p>Replacement Parts PS-90 Heater Assembly (fits PS-80) PS-90N Heater Assembly PS-90 Heater Retaining Nut PS-90 Flared Ring PS-90 Flat Ring PS-90 Handpiece (IntelliHeat Version) with Green Comfort Grip PS-90 Tip & Tool Stand with Green Insert Replacement Sponge for new tool stand Replacement brass tip cleaner for new tool stand</p>	6010-0150-P1 6993-0267-P1 6993-0199-P1 6010-0131-P1 6993-0275-P1 6010-0116-P1 6010-0157-P1 6993-0274-P1 6019-0081-P1 6019-0081-G-P1 1140-0083-G-P1
	6010-0095-P1
	6010-0117-P1
	1410-0122-P5
	1500-0074-P5
	1500-0076-P5
	6010-0159-P1
	6019-0074-P1
	4021-0013-P5
	1129-0018-P1

Surface Mount Removal Tips for PS-90

TIP (and application)	DESCRIPTION	TIP SIZE A x B	PART NUMBERS
	SOIC - 8 (JEDEC)	5.05mm x 5.08mm (0.199" x 0.200")	1121-0390-P1
	SOIC - 14 (JEDEC)	5.05mm x 8.99mm (0.199" x 0.354")	1121-0391-P1
	SOIC - 16 (JEDEC)	5.05mm x 10.2mm (0.199" x 0.404")	1121-0392-P1
	SOIC - 28 (EIAJ)	10.6mm x 17.5mm (0.416" x 0.690")	1121-0442-P1
	Flat Blade Tip	A = 7.6mm (0.3")	1121-0512-P1
		A = 10.2mm (0.4")	1121-0514-P1
		A = 12.7mm (0.5")	1121-0473-P1
		A = 17.8mm (0.7")	1121-0416-P1
		A = 20.3mm (0.8")	1121-0497-P1
		A = 25.4mm (1.0")	1121-0448-P1
	Chip Component	3.56mm x 2.03mm (0.14" x 0.08")	1121-0303-P1
	SOT-23	19.333mm x 8.1mm (0.76" x 0.32")	1121-0403-P1

PS-90 Single Point Soldering Tips



TIP	DESCRIPTION	SIZE	PART NUMBERS
	1/16" Chisel (High Capacity)	1.60mm (0.063")	1121-0414-P5
	1/64" Conical	0.40mm (0.016")	1121-0357-P5
	1/64" Sharp Bent Conical	0.40mm (0.016")	1121-0830-P5
	1/32" Conical	0.80mm (0.031")	1121-0336-P5
	1/16" Chisel	1.60mm (0.063")	1121-0335-P5
	1/16" Chisel Long Reach	1.60mm (0.063")	1121-0499-P5
	1/8" Chisel	3.20mm (0.125")	1121-0337-P5
	1/32" Chisel	0.80mm (0.031")	1121-0359-P5
	3/32" Chisel	2.40mm (0.094")	1121-0360-P5
	1/16" Chisel, Extended Reach	1.60mm (0.063")	1121-0533-P5
	1/64" Bent Conical	0.40mm (0.016")	1121-0363-P5
	1/64" Bent Conical	0.40mm (0.016")	1121-0828-P5
	1/32" Conical, Extended Reach	0.80mm (0.031")	1121-0527-P5
	3/16" Chisel	4.80mm (0.188")	1121-0358-P5
	1/16" Chisel (MicroFine)	1.60mm (0.063")	1121-0349-P5
	1/16" Chisel, Thermo-Drive	1.60mm (0.063")	1121-0510-P5
	1/32" Bent Chisel	0.80mm (0.031")	1121-0361-P5
	1/8" Chisel, Thermo-Drive	3.20mm (0.125")	1121-0518-P5
	3/32" Chisel, Extended Reach	2.40mm (0.094")	1121-0529-P5
	1/16" Bent Chisel, Long Reach	1.60mm (0.063")	1121-0500-P5
	1/64" Conical Long Reach	0.40mm (0.016")	1121-0528-P5
	Angled Mini-Wave, Fine Pitch	1.80mm (0.07")	1121-0564-P5
	Angled Mini-Wave	2.40mm (0.09")	1121-0610-P5
	Single-Sided Chisel, Fine Pitch	1.50mm (0.06")	1121-0563-P5
	Single-Sided Chisel	3.30mm (0.13")	1121-0406-P5
	Mini-Wave	3.30mm (0.13")	1121-0490-P5
	Flat Blade	6.60mm (0.25")	1121-0402-P1
	Flat Blade	10.2mm (0.40")	1121-0305-P5

TT-65 ThermoTweez Handpiece

TT-65 ThermoTweez/Replacement Parts

DESCRIPTION		PART NUMBERS
	ThermoTweez SensaTemp Handpiece	7025-0001-P1
	Heater Assembly, with Sensor	6010-0082-P1
	Heater Assembly, without Sensor	6010-0083-P1
	Cushion Grip Kit	6993-0184
	Pads for Cushion Grips	1317-0029-P2
	Plastic Grip (2 ea.)	1119-0123-P1
	Replacement Hinge Kit	6993-0156-P1
	TT-65 Handpiece IntelliHeat	6010-0151-P1
	TT-65 Handpiece Kit IntelliHeat	6993-0268-P1
	TT-65 Cubby (Available November 2007)	6019-0083-P1

TT-65 ThermoTweez Handpiece Tips

TIP	DESCRIPTION	TIP SIZE	PART NUMBERS
	Narrow-body connectors, and SOIC Components	A=7.6mm (0.3") A=10.2mm (0.4")	1121-0512-P1 1121-0514-P1
	SOIC, SOJ, SIMMs Component	A=12.7mm (0.5") A=17.8mm (0.7") A=20.3mm (0.8") A=25.4mm (1.0")	1121-0473-P1 1121-0416-P1 1121-0497-P1 1121-0448-P1

Continued overleaf




TT-65 ThermoTweez Handpiece Tips

SMT Removal Tips

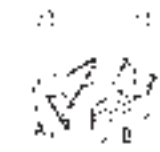
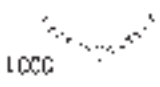
TIP	DESCRIPTION	TIP SIZE	PART NUMBERS
	<p>Chip Component (vertical)</p> <p>Chip Component (vertical)</p> <p>Chip Component (vertical)</p> <p>Chip Component (vertical) Small SOIC</p>	<p>A=0.76mm (0.03")</p> <p>A=2.0mm (0.08")</p> <p>A=4.1mm (0.16")</p> <p>A=6.4mm (0.25")</p>	<p>1121-0398-P1</p> <p>1121-0313-P1</p> <p>1121-0399-P1</p> <p>1121-0401-P1</p>
	<p>Thin-Walled Chip Component (vertical)</p> <p>Thin-Walled Chip Component (vertical)</p>	<p>A=0.76mm (0.03")</p> <p>A=2.0mm (0.08")</p>	<p>1121-0520-P1</p> <p>1121-0521-P1</p>
	<p>1/64" Angled Fine Point Conical Chip Component</p>	<p>A=0.43mm (0.017")</p>	<p>1121-0517-P1</p>

TT-65 ThermoTweez Handpiece Tips



PLCC/PQFP Removal Tips

TIP	DESCRIPTION	TIP SIZE A x B	PART NUMBERS
 <p>Standard Wall Thickness = 0.3mm (0.036")</p> <p>Application</p>  <p>PLCC</p> <p>The ThermoTweez can also remove wireless components LQFPs if used correctly.</p>  <p>PQFP</p>	PLCC-20	6.86mm x 6.86mm (0.27" X 0.27")	1121-0316-P1
	PLCC-28	9.4mm x 9.4mm (0.37" x 0.37")	1121-0317-P1
	PLCC-32	12.2mm x 9.65mm (0.48" x 0.38")	1121-0352-P1
	PLCC-44, PQFP-84	14.5mm x 14.5mm (0.57" x 0.57")	1121-0318-P1
	PLCC-52, PQFP-100	17.0mm x 17.0mm (0.67" x 0.67")	1121-0319-P1
	PLCC-68, PQFP-132	21.9mm x 21.9mm (0.86" x 0.86")	1121-0320-P1
	PLCC-84, PQFP-160	26.9mm x 26.9mm (1.06" x 1.06")	1121-0321-P1

Thin-Walled Surface Mount Removal Tips


TIP	DESCRIPTION	TIP SIZE A x B	PART NUMBERS
 <p>Application</p>  <p>LCCC</p>	Removal Tips for Motorola Pager LCCC Packages and small, Fine-Pitch PQFPs	6.6mm x 6.6mm (0.26" x 0.26") 9.16mm x 8.89mm (0.40" x 0.35")	1121-0417-P1 1121-0425-P1
	Wall thickness = 0.025" (standard height = 0.275")		

LCCC Removal Tips

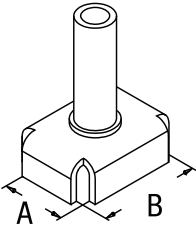
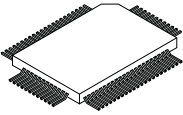
TIP	DESCRIPTION	TIP SIZE A x B	PART NUMBERS
 <p>Application</p>  <p>LCCC</p>	Removal Tips for LCCC Packages and small, Fine-Pitch PQFPs	8.89mm x 6.35mm (0.35" x 0.25") 21.6mm x 21.6mm (0.85" x 0.85")	1121-0452-P1 1121-0455-P1
	Wall thickness = 0.635mm (0.025") (reduced height = 0.2" for high mass boards)		

TP-65 ThermoPik Handpiece & Tips

TP-65 ThermoPik/Replacement Parts


HANDPIECE	DESCRIPTION	PART NUMBERS
	TP-65 ThermoPik Handpiece SensaTemp	7024-0001-P1
	Heater Assembly	6010-0081-P1
	Handle Kit	6993-0140-P1
	Hardware Kit	6993-0189-P1
	Gender Bender Adaptor (Allows SensaTemp Handpieces to be used on IntelliHeat power sources)	6993-0278-P1
	SX Tool Stand (Available November 2007)	6019-0082-P1


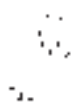

TP-65 ThermoPik Tips

TIP	DESCRIPTION	TIP SIZE	PART NUMBERS
 <p>Application Flat Pack</p>  <p>Note: The TP-65 ThermoPik requires an SX Tip & Tool Stand.</p>	FlatPack Tip	16.8mm x 22.9mm (0.66" x 0.90")	1121-0322-002-P1
	PQFP-68 Tip (bumper pack)	15.7mm x 15.7mm (0.62" x 0.62")	1121-0323-P1
	PQFP-64/80 (non-bumper)	15.7mm x 15.7mm (0.62" x 0.62")	1121-0484-P1
	PQFP-84 Tip	18.3mm x 18.3mm (0.72" x 0.72")	1121-0324-P1
	PQFP-100 Tip	20.8mm x 20.8mm (0.82" x 0.82")	1121-0325-P1
	PQFP-132 Tip	25.9mm x 25.9mm (1.02" x 1.02")	1121-0326-P1
	PQFP-144	29.2mm x 29.2mm (1.15" x 1.15")	1121-0456-P1
	PQFP-208	30.0mm x 30.0mm (1.18" x 1.18")	1121-0544-P1
	PQFP-160 Tip	31.0mm x 31.0mm (1.22" x 1.22")	1121-0351-P1
	PQFP-196	36.3mm x 36.3mm (1.43" x 1.43")	1121-0483-P1

TJ-70/85 ThermoJet Handpieces & Tips


TJ-70 ThermoJet/Replacement Parts & Handpiece Tips

HANDPIECE	DESCRIPTION	PART NUMBERS
	TJ-70 ThermoJet SensaTemp Handpiece	7023-0002-P1
	Heater assembly	6010-0084-P1
	Handle Kit	6993-0140-P1
	Hardware Kit	6993-0189-P1
	Gender Bender Adaptor (Allows SensaTemp Handpieces to be used on IntelliHeat power sources)	6993-0278-P1
	SX Tool Stand (Available November 2007)	6019-0082-P1

TIP	DESCRIPTION	TIP SIZE A x B	PART NUMBERS
	Small, Straight, Single Jet Tip	0.060" I.D.	1121-0366-P1
	Small, Curved, Single Jet Tip	0.060" I.D.	1121-0338-P1
	SOIC Tip (dual-jet)	A = 4.32mm (0.17")	1121-0330-P1
	Flat End Tip	A = 7.11 mm (0.28") B = 1.88mm (0.074")	1121-0365-P1
		A = 6.10mm (0.24") B = 1.88mm (0.074")	1121-0371-P1

TJ-85 ThermoJet/Replacement Parts & Handpiece Tips

HANDPIECE	DESCRIPTION	PART NUMBERS
	Heater Retaining Nut	1410-0122-P5
	Flared Ring	1500-0074-P5
	Heater Assembly	6010-0143-P1
	TJ-85 Handpiece IntelliHeat	6010-0153-P1
	TJ-85 Kit IntelliHeat	6993-0270-P1
	TJ-85 Cubby (Available November 2007)	6019-0081-P1
	TJ-85 Handpiece SensaTemp	6010-0142-P1
	TJ-85 Handpiece Kit SensaTemp	6993-0247-P1

TIP	DESCRIPTION	TIP SIZE A x B	PART NUMBERS
	Straight Nozzle	0.06" Inner Diameter	1259-0129-P1
	Curved Nozzle	0.06" Inner Diameter, Bent 60 Degrees	1259-0130-P1
	Flat Nozzle	0.24" X 0.074" Inner flow Dimensions	1259-0131-P1

PACE Tip Kits

Many customers would like to try a variety of different tip shapes and sizes. PACE Tip Kits provide a variety of popular tip shapes and sizes.

PS-80/90 Soldering Iron Tip Kit

DESCRIPTION	TYPE/SIZE	PART NUMBERS
Chisel Tip Kit Includes one of each of the following tips:	1/16" Chisel 1/8" Chisel 3/32" Chisel 1/32" Bent Chisel 1/16" Thermo-Drive Chisel 3/16" Chisel Extended Reach Single Sided Chisel 1/8" Thermo-Drive Chisel	6993-0210 1121-0414 1121-0337 1121-0360 1121-0361 1121-0510 1121-0358 1121-0532 1121-0518

SX-90 Desoldering Tip Kit

DESCRIPTION	TYPE/SIZE	PART NUMBERS
SX-90 Tip Kit Includes one of each of the following tips:	Thermo-Drive (0.030"ID) Thermo-Drive (0.040"ID) Thermo-Drive (0.00"ID) Thermo-Drive (0.090"ID) Precision (0.020"ID) Precision (0.030"ID) Precision (0.040"ID) Flo-D-Sodr (0.060"ID)	6993-0288-P1 1121-0930 1121-0931 1121-0932 1121-0933 1121-0941 1121-0942 1121-0943 1121-0945

Tip Heater Cartridge Handpiece

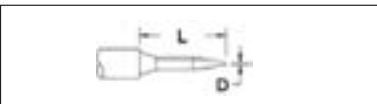
Optional Items and Replacement Parts

TD-100/Replacement Parts

HANDPIECE	DESCRIPTION	PART NUMBERS
	TD-100 Handpiece	6010-0132-P1
	TD-100 Tip & Tool Stand Kit (Includes TD-100 and Stand)	6993-0242-P1
	TD-100 Handpiece IntelliHeat	6010-0147-P1
	TD-100 Handpiece Kit IntelliHeat	6993-0263-P1
	Replacement O-rings	1213-0090-P5
	Replacement Cord Assembly for TD-100 Handpiece HeatWise/TempWise	3008-0131-P1
	Replacement Cord Assembly for TD-100 Handpiece IntelliHeat	3008-0296-P1
	Cleaning Sponge, Tip & Tool Stands (SX, PS, SP)	4021-0008-P3
	Soft Grip & Cubby Kit	6993-0241-P1
	Replacement Soft Grips	1119-0161-P5
	TD-100 Tip & Tool Stand (Available November 2007)	6019-0079-P1
	Lead Free Cubby (Nov 07) with Green insert	6019-0079-G-P1
	Replacement Sponge for new tool stand	4021-0013-P5
	Replacement brass tip cleaner for new tool stand	1129-0018-P1
	Tip Case – Holds 10 Tips (Tips not included)	1310-0034-P1
	Green Comfort Grip & Green Handpiece Insert for TD-100 Tip & Tool Stand	6993-0283-P1
	Replacement Green Comfort Grips for TD-100, pack of 5	1119-0176-P5
	Green replacement handpiece insert for TD-100 (Before Nov 2007)	1140-0075-G-P1
	Green replacement handpiece insert for TD-100	1140-0081-G-P1
	Lead Free Cubbies, inserts and Bushing part numbers:	
	Instant SetBack Tip & Tool Stand for TD-100 with Standard Insert	6019-0077-P1
	Instant SetBack Tip & Tool Stand for TD-100 with Green Insert	6019-0078-P1
	Fuse, 115V ST 25, 30, 50, 65, 75, 115	1159-0246-P5
	Fuse, 230V ST 25E, 30E, 50E, 65E, 75E, 115E	1159-0213-P5
	Fuse, 115V ST 100	1159-0275-01-P5
	Fuse, 230V ST 100E	1159-0275-02-P5

TD-100 Standard Soldering Tips

Tip Specifications



TIP	DESCRIPTION	TIP SIZE - L	SIZE - D	PART NUMBERS
	1/32" Conical Sharp Extended	13.4mm (0.530")	0.80mm (0.031")	1124-0001-P1
	1/64" Conical Sharp	7.8mm (0.310")	0.40mm (0.016")	1124-0002-P1
	1/64" Conical Sharp Bent 30 Degrees	7.8mm (0.310")	0.40mm (0.016")	1124-0003-P1
	1/64" Conical Sharp Extended	13.5mm (0.535")	0.40mm (0.016")	1124-0004-P1
	13/64" Conical Sharp Extended	4.7mm (0.188")	0.80mm (0.031")	1124-0005-P1
	3/128" Conical	4.6mm (0.184")	0.58mm (0.023")	1124-0006-P1
	1/16" 90 Degree Chisel	10.9mm (0.430")	2.03mm (0.080")	1124-0007-P1
	3/64" 30 Degree Chisel	9.7mm (0.380")	1.20mm (0.047")	1124-0008-P1
	3/64" 30 Degree Bevel	3.6mm (0.140")	1.20mm (0.047")	1124-0009-P1
	13/64" Extra Large Chisel	7.62mm (0.300")	5.15mm (0.203")	1124-0010-P1
	1/64" 60 Degree Bevel	14.7mm (0.580")	0.40mm (0.016")	1124-0011-P1
	1/32" 30 Degree Chisel	9.1mm (0.360")	0.80mm (0.031")	1124-0012-P1
	3/32" 30 Degree Chisel	9.9mm (0.390")	2.40mm (0.094")	1124-0013-P1
	5/64" 60 Degree Chisel	4.7mm (0.185")	2.00mm (0.078")	1124-0014-P1
	1/64" Conical, Sharp, Bent 30 Degrees, Extended	15.1mm (0.595")	0.40mm (0.016")	1124-0015-P1
	3/64" Chisel Bent 30 Degrees	11.7mm (0.460")	1.20mm (0.047")	1124-0016-P1
	1/16" 60 Degree Chisel	15.8mm (0.620")	1.60mm (0.063")	1124-0017-P1
	1/32" Conical Sharp Extended	16.7mm (0.660")	0.80mm (0.031")	1124-0018-P1
	1/16" 30 Degree Chisel	9.9mm (0.390")	1.60mm (0.063")	1124-0019-P1
	1/8" 90 Degree Chisel	4.8mm (0.190")	3.20mm (0.125")	1124-0020-P1
	3/128" Conical Sharp Bent 30 Degrees	14.4mm (0.570")	0.58mm (0.023")	1124-0021-P1
	1/16" Conical Sharp	9.9mm (0.390")	1.60mm (0.063")	1124-0022-P1
	1/8" 90 Degree Chisel Extended	8.6mm (0.340")	3.20mm (0.125")	1124-0023-P1
	1/16" 30 Degree Bevel	9.9mm (0.390")	1.60mm (0.063")	1124-0024-P1
	1/16" Conical Sharp Extended	12.1mm (0.478")	1.60mm (0.063")	1124-0025-P1
	1/16" Chisel Bent 30 Degrees	9.7mm (0.385")	1.60mm (0.063")	1124-0026-P1
	3/128" Conical Sharp	15.2mm (0.600")	0.58mm (0.023")	1124-0027-P1
	3/64" Chisel, Bent 30 Degrees, Extended	15.2mm (0.600")	0.91mm (0.36")	1124-0028-P1
	1/32" 30 Degree Bevel	9.1mm (0.360")	1.91mm (0.75")	1124-0029-P1
	1/32" Conical Sharp	9.9mm (0.390")	0.80mm (0.031")	1124-0030-P1

TD-100 Standard Soldering Tips

Tip Specifications

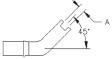






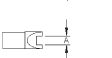

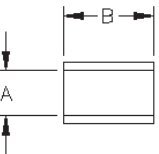
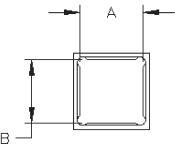
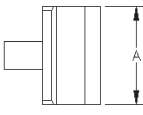


TIP	DESCRIPTION	TIP SIZE - L	SIZE - D	PART NUMBERS
	Heat Staking	N/A	4.04mm (0.159")	1124-0031-P1
	MiniWave	N/A	3.05mm (.120")	1124-0032-P1
	Angled MiniWave	N/A	3.05mm (.120")	1124-0033-P1
	Single Sided Chisel	N/A	3.05mm (.120")	1124-0034-P1
	Angled MiniWave	N/A	2.11mm (.083")	1124-0035-P1
	1/128" Conical	N/A	0.20mm (0.008")	1124-0036-P1
	1/4 Flat Blade	N/A	4.57mm (0.180")	1124-0037-P1
	Single Sided Chisel, Fine Pitch	N/A	1.5mm (.06")	1124-0038-P1
	Angled MiniWave, Fine Pitch	N/A	1.6mm (.064")	1124-0039-P1
	MicroFine Single Sided Chisel	N/A	0.9mm (.035")	1124-0040-P1
	MicroFine Single Sided Chisel	N/A	1.1mm (.045")	1124-0041-P1
	MicroFine Conical	N/A	0.25mm (.01")	1124-0042-P1
	MicroFine Bent Conical	N/A	0.76mm (.03")	1124-0043-P1
	MicroFine Bent Conical	N/A	0.5mm (.02")	1124-0044-P1
	Angled Micro-Wave	N/A	1.1mm (.045")	1124-0045-P1
	Micro-Wave	N/A	1.1mm (.045")	1124-0046-P1
	Angled Chisel	8.4mm (0.33")	1.33mm (0.051")	1124-0047-P1
	Single Sided Chisel	17.00mm (0.693")	4.55mm (0.178")	1124-0048-P1
	1/16" Chisel Tip with K type Thermo-couple welded to tip			7021-0008-P1

























Continued overleaf














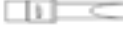










TD-100 Surface Mount Removal Tips

Tip Specifications

TIP	COMPONENT TYPE	DIMENSION A	DIMENSION B	PART NUMBERS
	Chip 402 Angle	2.2mm (.085")		1124-0518-P1
	Chip 1808	5mm (.195")		1124-0520-P1
	Chip 402	1mm (.04")		1124-0521-P1
	SOT 23	1.8mm (.07")		1124-0522-P1
	SOT 89	2.8mm (.11")		1124-0523-P1
	Chip 1206	3.6mm (.142")		1124-0524-P1
	Chip 0805	2.4mm (.095")		1124-0525-P1
	Chip 0201	1.22mm (.048")		1124-0533-P1
	Chip 0201	1.22mm (.048")		1124-0534-P1
	SOIC 14/16 SOIC 20 SOP 28 SOP 40 SOP 44 TSOP 56 TSOP 28 SOIC 8 TSOP 40	5.2mm (.205") 9.6mm (.377") 10.8mm (.426") 11.9mm (.467") 13.1mm (.516") 18.8mm (.739") 12mm (.471") 5.1mm (.202") 18.8mm (.74")	10.5mm (.415") 13.6mm (.535") 18.6mm (.734") 25.7mm (1.01") 28.4mm (1.12") 14.1mm (.557") 8.5mm (.333") 4.65mm (.183") 10.4mm (.410")	1124-0504-P1 1124-0505-P1 1124-0506-P1 1124-0507-P1 1124-0508-P1 1124-0509-P1 1124-0510-P1 1124-0519-P1 1124-0526-P1
	PLCC 28 Socket PLCC 32 PLCC 44 QFP 144 PLCC 28 QFP 100/128 PLCC 20 PLCC 18 TQFP 80 PLCC 52 QFP 80/100	9.3mm (.365") 14.2mm (.561") 16.8mm (.662") 20.6mm (.81") 11.8mm (.465") 22mm (.865") 9.3mm (.365") 7.6mm (.3") 12.5mm (.491") 19.4mm (.762") 26.6mm (1.05")	9.3mm (.365") 11.7mm (.459") 16.8mm (.662") 20.6mm (.810") 11.8mm (.465") 16mm (.628") 9.3mm (.365") 12.8mm (.505") 12.5mm (.491") 19.4mm (.762") 26.6mm (1.05")	1124-0511-P1 1124-0512-P1 1124-0513-P1 1124-0514-P1 1124-0515-P1 1124-0516-P1 1124-0527-P1 1124-0528-P1 1124-0529-P1 1124-0530-P1 1124-0531-P1
	Blade Blade Blade Blade Blade	10.8mm (.425") 16mm (.630") 21.2mm (.835") 25mm (.984") 6.7mm (.263")		1124-0501-P1 1124-0502-P1 1124-0503-P1 1124-0532-P1 1124-0536-P1

TD-100 Diamond Series Extended Life Soldering Tips


PROFILE	DESCRIPTION	PART NUMBERS
	.016 Conical	1126-0601-P1
	.039 Conical	1126-0602-P1
	.055 Conical, Blunt	1126-0603-P1
	.031 Conical, Blunt	1126-0604-P1
	.016 Conical, Long	1126-0605-P1
	.016 Conical	1126-0606-P1
	.016 Conical, Extended	1126-0607-P1
	.024 Conical	1126-0608-P1
	.039 Conical	1126-0609-P1
	.031 Conical	1126-0610-P1
	.047 Conical	1126-0611-P1
	.016 Conical Bent	1126-0612-P1
	.016 Conical, Blunt, Bent	1126-0613-P1
	.016 Conical, Blunt	1126-0614-P1
	.016 Conical Extended, Bent	1126-0615-P1
	.157 Bevel, 45 Degree	1126-0616-P1
	.078 Bevel, 60 Degree	1126-0617-P1
	.118 Bevel, 60 Degree	1126-0618-P1
	.157 Bevel, 45 Degree Tinned on edge/face	1126-0619-P1
	.039 Bevel, 60 Degree, Extended	1126-0620-P1
	.039 Bevel, 45 Degree Tinned on edge / face	1126-0621-P1
	.078 Bevel, 45 Degree Tinned on edge / face	1126-0622-P1
	.118 Bevel, 45 Degree Tinned on edge / face	1126-0623-P1
	.039 Bevel, 45 Degree	1126-0624-P1

PROFILE	DESCRIPTION	PART NUMBERS
	.06 Wide, Bevel 60 Degrees, .12x.06 Oval Face	1126-0625-P1
	.07 Bevel, 60 Degree	1126-0626-P1
	.078 Bevel, 45 Degree	1126-0627-P1
	.13 Bevel, 60 Degree	1126-0628-P1
	.118 Bevel, 45 Degree	1126-0629-P1
	.023 Bevel, Special	1126-0630-P1
	.031 Chisel Standard	1126-0631-P1
	.047 Chisel Standard	1126-0632-P1
	.062 Chisel Standard	1126-0633-P1
	.094 Chisel Standard	1126-0634-P1
	.157 Chisel Standard	1126-0635-P1
	.205 Chisel Standard	1126-0636-P1
	.157 Chisel Long Reach	1126-0637-P1
	.205 Chisel Long Reach	1126-0638-P1
	.078 Chisel Blunt	1126-0639-P1
	.125 Chisel Blunt	1126-0640-P1
	.055 Chisel, Bent 30 Degrees	1126-0641-P1
	.062 Chisel, Bent 30 Degrees	1126-0642-P1
	.055 Chisel, Bent, Extended	1126-0643-P1
	.185 Knife, 45 Degree	1126-0644-P1
	.181 Knife, 45 Degree	1126-0645-P1
	.185 Knife, 45 Degree, Blunt	1126-0646-P1
	.118 Knife, 45 Degree	1126-0647-P1
	Single Sided Chisel .08 Wide	1126-0648-P1

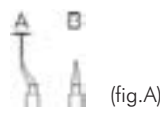

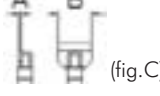
*Drawings are representative of tips actual shape. Actual tips may differ somewhat, other than front end geometry.

MT-100 & TP-100 Handpiece & Tips

MT-100/TP-100

HANDPIECE	DESCRIPTION	PART NUMBERS
	MT-100 HeatWise/TempWise Handpiece	6010-0140-P1
	MT-100 HeatWise/TempWiseTip & Tool Stand Kit (Includes MT-100 and Stand)	6993-0243-P1
	MT-100 Handpiece IntelliHeat	6010-0148-P1
	MT-100 Handpiece Kit IntelliHeat	6993-0264-P1
	TP-100 Handpiece IntelliHeat	6010-0158-P1
	TP-100 Handpiece Kit IntelliHeat	6993-0280-P1
	Cleaning Sponge, Tip & Tool Stands (SX, PS, SP)	4021-0008-P3
	MT-100 & TP-100 Tip & Tool Stand (Available November 07)	6019-0080-P1
	Soft Grip	1119-0165-P2
	Green Comfort grip & green Handpiece Insert for MT-100 Tip & Tool Stand	6993-0284-P1
	Replacement Green Comfort Grips for MT-100, pack of 5	1119-0177-P2
	Green replacement handpiece insert for	
	MT-100/TP-100 Green, Lead Free Handpiece Insert (Before Nov 07)	1257-0323-G-P1
	MT-100/TP-100 Green, Lead Free Handpiece Cubby (After 11-07)	6019-0080-G-P1
	MT-100/TP-100 Green, Lead Free Handpiece Insert (After 11-07)	1257-0383-G-P1

MT-100 Surface Mount Removal Tips

TIP	COMPONENT TYPE	DIMENSION A	DIMENSION B	PART NUMBERS
	Chip (fig.A)	0.2mm (.008")	0.2mm (.008")	1124-1001-P1
	Chip, SOT (fig.B)	0.7mm (.03")	0.5mm (.02")	1124-1002-P1
	Chip, SOT (fig.B)	0.7mm (.03")	1mm (.04")	1124-1003-P1
	Chip, SOT (fig.B)	0.7mm (.03")	2mm (.08")	1124-1004-P1
	SOIC, SOT, TSOPS (fig.C)	0.7 mm (.03")	6mm (.24")	1124-1005-P1
	SOIC, SOT, TSOPS (fig.C)	0.7mm (.03")	8mm (.31")	1124-1006-P1
	SOIC, SOT, TSOPS (fig.C)	0.7mm (.03")	10mm (.39")	1124-1007-P1
	SOIC, SOT, TSOPS (fig.C)	0.7mm (.03")	13mm (.51")	1124-1008-P1
	SOIC, SOT, TSOPS (fig.C)	0.7mm (.03")	18mm (.74")	1124-1009-P1
	SOIC, SOT, TSOPS (fig.C)	0.7mm (.03")	28mm (1.09")	1124-1010-P1

TP-100 Surface Mount Removal Tips


TIP	TYPE	LEAD COUNT	SIZE-A	SIZE-B	HEIGHT	FOOTPRINT	PART NUMBERS
	LQFP/TQFP	80	12mm (.472")	12mm (.472")	1.4mm	2.0mm	1124-2001-P1
	LQFP/TQFP	64, 80, 100, 120, 128, 168	14mm (.551")	14mm (.551")	1.4mm	2.0mm	1124-2002-P1
	LQFP/TQFP	128, 144, 160, 176	20mm (.788")	20mm (.788")	1.4mm	2.0mm	1124-2003-P1
	LQFP/TQFP	176, 216	24mm (.945")	24mm (.945")	1.4mm	2.0mm	1124-2004-P1
	LQFP/TQFP	208, 256	28mm (1.10")	28mm (1.10")	1.4mm	2.0mm	1124-2005-P1
	QFP	52, 64, 80, 100	14mm (.551")	14mm (.551")	2.7mm	3.2mm	1124-2006-P1
	QFP	52, 64, 80, 100	14mm (.551")	14mm (.551")	2.7mm	3.9mm	1124-2007-P1
	QFP	64, 80, 100, 128	14mm (.551")	20mm (.788")	2.7mm	3.2mm	1124-2008-P1
	QFP	64, 80, 100, 128	14mm (.551")	20mm (.788")	2.7mm	3.9mm	1124-2009-P1
	QFP	120, 128, 144, 160, 208	28mm (1.10")	28mm (1.10")	3.4mm	2.6/3.2mm	1124-2010-P1
	QFP	160	28mm (1.10")	28mm (1.10")	3.4mm	3.9mm	1124-2011-P1

SMR Handpieces


Optional Items and Replacement Parts




LF-15 LapFlo Pulse Heat Handpiece/Replacement Parts

HANDPIECE	DESCRIPTION	PART NUMBERS
	TLF-15 LapFlo Pulse Heat Handpiece (Static Dissipative)	7013-0004-02-P1
	LF-1 Single-Point SMD Soldering Tip (LapFlo)	6000-0008
	ThermoPart Coating Removal Tip	6000-0009
	LF-2 Multi-point SMD Soldering Tip (0.270")	1121-0298-P1
	LF-3 Multi-point SMD Soldering Tip (0.540")	1121-0299-P1
	LF-4 Multi-point SMD Soldering Tip (0.440")	1121-0300-P1
	Universal Power Cord	7000-0023


CT-15 ConducTweez Pulse Heat Handpiece /Replacement Parts

HANDPIECE	DESCRIPTION	PART NUMBERS
	CT-15 ConducTweez Pulse Heat Handpiece (Static Dissipative)	7020-0001-P1
	CT-1 Chip Component Tip	1121-0286-P1
	Guide Block Kit	6993-0105-P1
	CT-2 14, 16 lead SOIC Tip	1121-0271-P1
	CT-3 20 lead SOIC Tip	1121-0270-P1
	CT-4 24, 28 lead SOIC Tip	1121-0293-P1
	CT-5 SOT Tip	1121-0269-P1
	CT-6 Rounded End Auxiliary Heating Tip	1121-0004-P2
	Universal Power Cord	7000-0023
	Tip Mounting Screw	1405-0182-P5

TW-15 ResistTweez Pulse Heat Handpiece/Replacement Parts


HANDPIECE	DESCRIPTION	PART NUMBERS
	TW-15 ResistTweez Pulse Heat Handpiece (Static Dissipative)	7009-0005-P1
	Guide Block Kit	6993-0105-P1
	RT-1 18 Pin PLCC ThermoBond Tip	1121-0294-P1
	RT-2 20 Pin PLCC ThermoBond Tip	1121-0295-P1
	RT-3 28 Pin PLCC ThermoBond Tip	1121-0296-P1
	RT-4 44 Pin PLCC ThermoBond Tip	1121-0297-P1
	RT-5 Tapered Flat End Resistance Tips	1121-0301-P1
	RT-7 Flat End Resistance Tips	1121-0006-P2
	Universal Power Cord	7000-0023
Tip Mounting Screw	1405-0182-P5	

TS-15 StripTweez Pulse Heat Handpiece/Replacement Parts



















HANDPIECE	DESCRIPTION	PART NUMBERS
	TS-15 StripTweez Pulse Heat Handpiece (Static Dissipative)	7012-0002-P1
	Thermal Stripper Tips	1121-0003-P2
	Universal Power Cord	7000-0023
	Guide Block Kit	6993-0105-P1
	Tip Mounting Screw	1405-0106-P5

Handpieces


MicroChine Miniature Machining Handpiece/Replacement Parts

HANDPIECE	DESCRIPTION	PART NUMBERS
	MC-65 MicroChine Handpiece	7026-0001-P1
	Optional Items and Replacement Parts:	
	Deluxe Tool Kit (optional)	6005-0013-P1
	Probe Brake Patch Cord (PRC 2000 Systems Only)	1332-0159
	Collet Nut	4005-0012
	Collet 2.39mm (0.094") diameter - Standard Collet	4005-0014

MicroChine Miniature Machining Handpiece/Replacement Parts

ITEM	DESCRIPTION	PART NUMBERS	
2	Mandrel with Screw Top	1115-0001-P10	
4	Drill, 0.79mm (1/32")	1112-0031-P10	
4	Drill, 1.19mm (3/64")	1112-0032-P10	
4	Drill, 1.59mm (1/16")	1112-0033-P10	
4	Drill, 1.98mm (5/64")	1112-0034-P10	
4	Drill, 2.39mm (3/32")	1112-0035-P10	
5	Ball Mill, 0.40mm (1/64")	1112-0001-P10	
5	Ball Mill, 0.78mm (0.03")	1112-0010-P10	
5	Ball Mill, 0.79mm (1/32")	1112-0002-P10	
5	Ball Mill, 1.19mm (3/64")	1112-0003-P10	
5	Ball Mill, 1.59mm (1/16")	1112-0004-P10	
5	Ball Mill, 2.38mm (3/32")	1112-0005-P10	
5	Ball Mill, 3.18mm (1/8")	1112-0006-P10	
5	Ball Mill, 3.97mm (5/32")	1112-0007-P10	
5	Ball Mill, 4.75mm (3/16")	1112-0008-P10	
5	Ball Mill, 6.35mm (1/4")	1112-0009-P10	
6	Saw, 2.38mm (3/32"), Mounted	1112-0061-P10	
8	Abrasive Wheel 7/8 Red	1129-0001-P10	

Pik-Vac Handpiece/Replacement Parts

HANDPIECE	DESCRIPTION	PART NUMBERS
	PV-65 Pik-Vac Vacuum Wand u/c	7027-0001-P1
	HP-65 HandiPik (self-contained component handling wand)	7028-0001-P1
	Kit, 1 Small Vacuum Cup, 1 Medium Vacuum Cup, 1 Large Vacuum Cup and 3 Vacuum Needles	6993-0154-P1