

LED PANEL MOUNT INDICATORS

558 SERIES FOR .156" MOUNTING HOLE • SNAP-IN

PART NO. *	COLOR	V _f	mA	mcd	FIG.
558-0101-001	R	2	10	10	1
558-0201-001	G	2	10	16	1
558-0301-001	Y	2	10	6.3	1
558-0102-001	R	5	13	4.0	1
558-0202-001	G	5	12	8	1
558-0302-001	Y	5	10	8	1
558-1101-001	R	2	2	1.8	1
558-1301-001	G	2	2	1.6	1
558-1201-001	Y	2	2	1.6	1

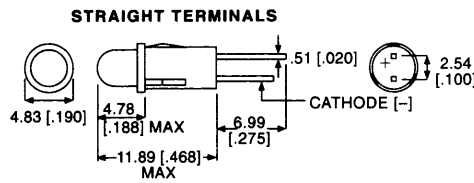
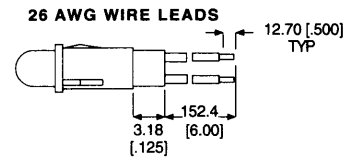


FIG. 1



NOTE: WIRE LEAD COLORS RED (ANODE) & BLACK (CATHODE)

FIG. 2

Housing Material: Black Polyester PBT

559 SERIES FOR .250" MOUNTING HOLE • SNAP-IN

PART NO. *	COLOR	V _f	mA	mcd	FIG.
559-0102-001	R	5	13	2	3
559-0202-001	G	5	12	8	3
559-0302-001	Y	5	10	8	3
559-0103-001	R	12	13	2	3
559-0203-001	G	12	13	4	3
559-0303-001	Y	12	13	4	3
559-1101-001	R	1.8	2	2	3
559-1301-001	G	1.8	2	1.8	3
559-1201-001	Y	1.9	2	1.8	3
559-2101-001	R	2	10	7	3
559-2201-001	G	2	10	10	3
559-2301-001	Y	2	10	6.3	3
559-3101-001	R/G	2	10	2.5	5
559-3001-003	R/G	2	10	2.5	6
559-3501-003	R/G	2.1	10	6	7
559-4101-001	R	1.9	5	0.45	8
559-4201-001	G	2.1	20	1	8
559-4301-001	Y	2.1	20	1	8
559-5101-001	R	2.1	20	34	3
559-5201-001	G	2.1	20	34	3
559-5301-001	Y	2.1	20	34	3
559-5501-001	R	2.2	20	125	3
559-5601-001	G	2.3	20	120	3
559-5701-001	Y	2.2	20	140	3

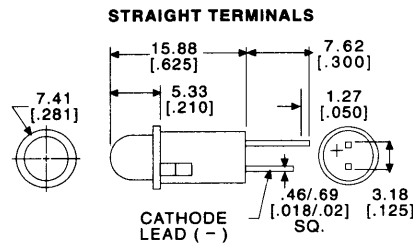
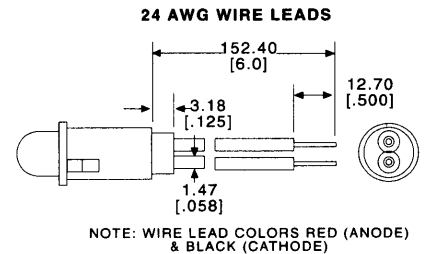


FIG. 3



NOTE: WIRE LEAD COLORS RED (ANODE) & BLACK (CATHODE)

FIG. 4

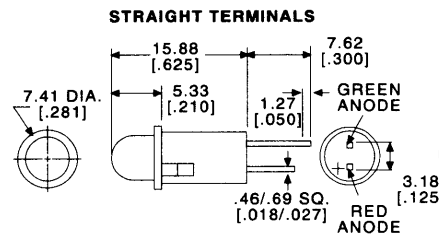
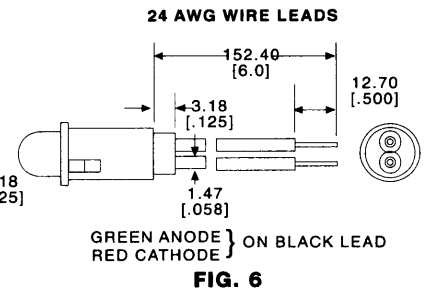


FIG. 5



GREEN ANODE } ON BLACK LEAD
RED CATHODE }

FIG. 6

Housing Material: Black Polyester PBT

Panel thickness from .787 [.031] to 1.574 [.062]

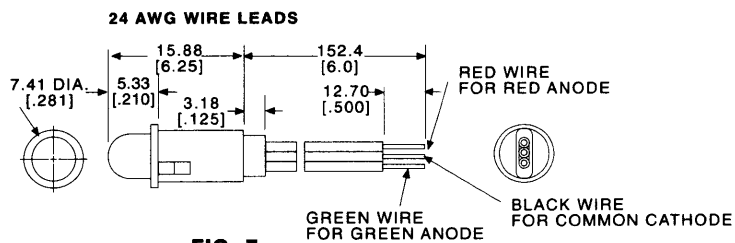


FIG. 7

***PART NUMBER ORDERING CODE**
558 - 0101 - 00x
559
 Series

Terminal Type:
 001 = Straight Terminals
 003 = 6" Wire Leads
 007 = 14" Wire Leads (Not Shown)

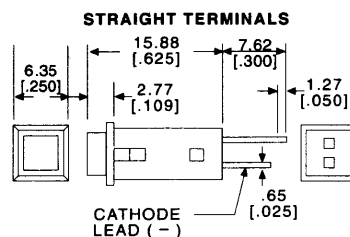


FIG. 8

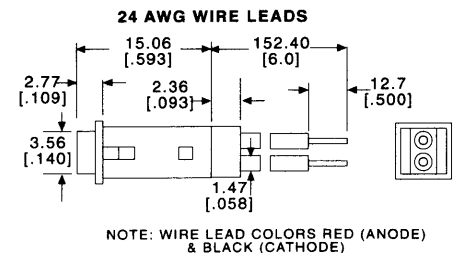


FIG. 9

RECOMMENDED MOUNTING HOLE FOR FIG. 8 & 9 IS 5.54 [.218] SQ.

Dimensions in mm [inches]

