

## LED SOCKETS FOR CIRCUIT BOARD MOUNTING



U.S. & Foreign Patents Issued and Pending

### VERSATILITY

P-C-LITE® sockets are soldered directly to the PCB which permits easy insertion or removal of the LED. PCH and SMD series mount horizontally, PCV series mounts vertically. STD series standoff can be used to make fine adjustments in the extended length of the LED.

### DESIGN

P-C-LITE® LED sockets are manufactured from U.L. listed thermoplastics. Unique three finger contact design permits automatic adjustment to the various sizes and shapes of LED leads.

### APPLICATION

P-C-LITE® mounts are relampable sockets for circuit board mounting of LEDs. They are used to display circuit condition for status, logic and fault detection. The sockets are also used for mounting photodetection type devices as well as incandescent bi-pin lamps.

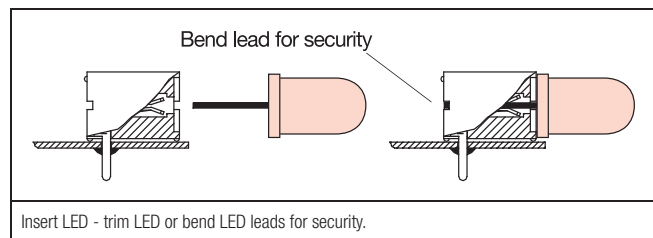
### INSTALLATION

P-C-LITE® sockets (PCH/PCV) are affixed to PCB by wave soldering. IR reflow is used for the SMD. Molded standoffs permit easy board cleaning. LED leads can be bent after insertion for added security.


### SPECIFICATIONS

<b>MATERIAL</b>	Housing - Thermoplastic, (black), U.L. 94 V0 Contacts - Phosphor bronze, tin plated
<b>MOUNTING</b>	PCH Series - Through-hole horizontal mounting sockets, .035" (.89mm) holes on .100" centers. PCV Series - Through-hole vertical mounting sockets, .035" (.89mm) holes on .100" centers. SMD Series - Surface mount, horizontal mounting sockets, .060" (1.52mm) X .060" (1.52mm) component pad.
<b>LED DATA</b>	Standard 3mm and 5mm devices. Leads - Min. .017" (.43mm) round or square.

### HORIZONTAL MOUNT PCH & SMD SERIES



### VERTICAL MOUNT PCV SERIES




### ORDERING CODES

#### PCH 330

#### MODEL

- PCH 330 Horizontal Mount (Single Unit)
  - \* PCH 660 Horizontal Mount (Dual Unit)
  - \* PCH 990 Horizontal Mount (Triple Unit)
  - PCV 220 Vertical Mount (Single Unit)
  - \* PCV 440 Vertical Mount (Dual Unit)
  - \* PCV 880 Vertical Mount (Triple Unit)
  - SMD 330 Horizontal Surface Mount (Single Unit)
  - \* SMD 660 Horizontal Surface Mount (Dual Unit)
  - \* SMD 990 Horizontal Surface Mount (Triple Unit)
- \* View outline drawings on the web  
direct url address [www.vcclite.com/pch\\_pcv](http://www.vcclite.com/pch_pcv)

### SOCKET CONFIGURATIONS



### OUTLINE DRAWING

