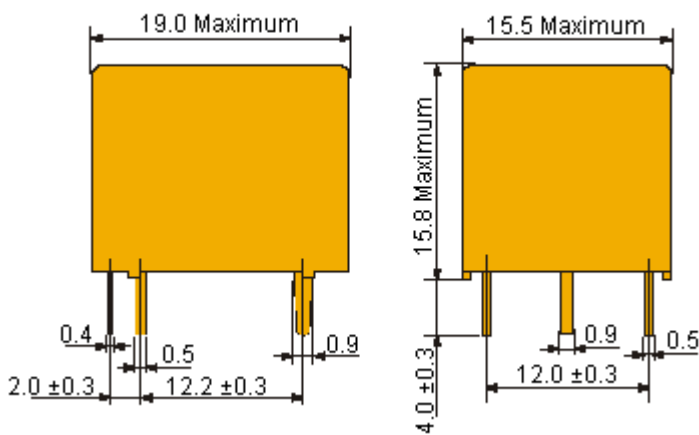


MCHRS4F

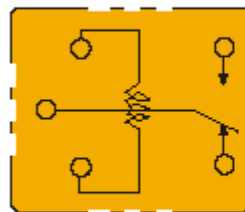
Relay



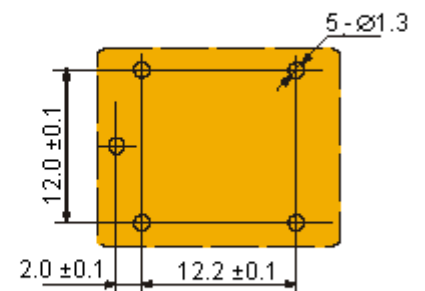
Outline Dimensions



Wiring Diagram



Mounting Hole Layout



Dimensions : Millimetres

Specifications:

Coil Data:

Nominal voltage : 5, 12, and 24 V dc.

Contact Data:

Contact form : 1 form C.
Contact material : Ag alloy.
Contact rating (resistive) : 10A 250V ac/30V dc.
Maximum switching voltage : 250V ac/30V dc.
Maximum switching current : 10A.
Maximum switching power : 2500VA, 300W.
Minimum switching load : 5V dc, 100mA.
Maximum contact resistance : 100mΩ (6V dc 1A).

Life:

Electrical : 100,000 operations.
Mechanical : 10,000,000 operations.

General Data:

Minimum insulation resistance : 1000MΩ, 500V dc.
Dielectric strength : 1000V ac, 1 minute between open contacts.
2500V ac, 1 minute between coil and contacts.
6000V ac surge voltage between contact to coil (1.2/50μS).

Maximum operating time : 10ms.
Maximum release time : 5ms.
Operating temperature : -40 to +85°C.

MCHRS4F

Relay



Specifications:

Shock Resistance:

Endurance : 1000m/s².

Misoperation : 100m/s².

Vibration Resistance:

Endurance : 10 to 55Hz, 1.5mm double amplitude.

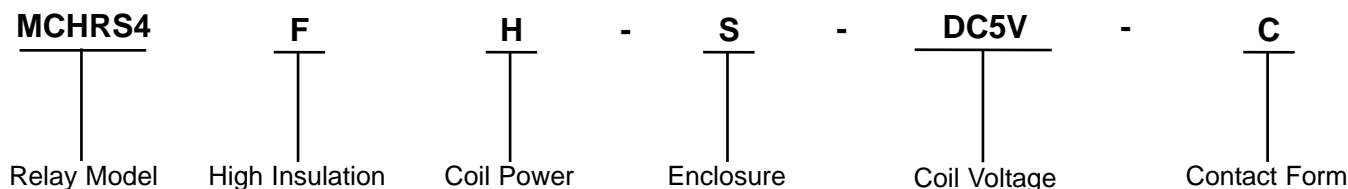
Misoperation : 10 to 55Hz, 1.5mm double amplitude.

Humidity : 35% to 95%RH, +40°C.

Coil Data Chart : 23°C

Nominal Voltage (V dc)	Coil Resistance ($\Omega \pm 10\%$)	Operate Voltage ($\leq V$ dc)	Release Voltage ($\geq V$ dc)	Coil Power (mW)	Part Number
5	70	3.5	0.5	360	MCHRS4FH-S-DC5V-C
12	400	8.4	1.2		MCHRS4FH-S-DC12V-C
24	1600	16.8	2.4		MCHRS4FH-S-DC24V-C

Part Number Explanation:



Coil Power : H = 360mW.

Enclosure : S = Plastic Sealed Type.

Coil Voltage : DC5V = 5, DC12V = 12 and DC24V = 24.

Contact Form : C = 1 Form C.

Disclaimer This data sheet and its contents (the "Information") belong to the Premier Farnell Group (the "Group") or are licensed to it. No licence is granted for the use of it other than for information purposes in connection with the products to which it relates. No licence of any intellectual property rights is granted. The Information is subject to change without notice and replaces all data sheets previously supplied. The Information supplied is believed to be accurate but the Group assumes no responsibility for its accuracy or completeness, any error in or omission from it or for any use made of it. Users of this data sheet should check for themselves the Information and the suitability of the products for their purpose and not make any assumptions based on information included or omitted. Liability for loss or damage resulting from any reliance on the Information or use of it (including liability resulting from negligence or where the Group was aware of the possibility of such loss or damage arising) is excluded. This will not operate to limit or restrict the Group's liability for death or personal injury resulting from its negligence. SPC Multicomp is the registered trademark of the Group. © Premier Farnell plc 2009.