


Comb busbars, connectors and assembled terminals



14881

Application for Comb busbar C60H

When fed by a single cable per phase the busbar is rated 100A at 40°C. If two connections (i.e. two cables) are used per phase the rating is increased to 120A. Short circuit rating compatible with the breaking capacity of the MCBs fitted. Short time ratings: 10kA for 30ms, 1800A for 1 second. Suitable for use with all Merlin Gerin MCBs with 18mm width poles (C60HB/HC/HD).

Technical data

Rated operational voltage 500V. Complies with BS EN 60439-1


- Fully insulated for protection against direct contact
- Supplied with insulated end covers
- Main connection: 16mm² direct 25mm² via connectors part n°. **14885**

Type suitable for C60H and STI			Part N°.
1P	1 row of 12 - 1P MCBs	(12)	14881
	1 row of 54 - 1P MCBs	(54)	14801
	2 row of 24 - 1P MCBs	(24)	14891
2P	1 row of 6 - 2P MCBs	(6)	14882
	1 row of 27 - 2P MCBs	(27)	14802
	2 row of 12 - 2P MCBs	(24)	14892
3P	1 row of 4 - 3P MCBs	(4)	14883
	1 row of 18 - 3P MCBs	(18)	14803
	2 row of 8 - 3P MCBs	(16)	14893
4P	1 row of 3 - 4P MCBs	(3)	14884
	1 row of 13 - 4P MCBs	(13)	14804
	2 row of 6 - 4P MCBs	(12)	14894
Cable connectors - pack of 4			14885

Type suitable for DPN		Part N°.
1P+N	1 row of 13 MCBs	14880
	2 row of 12 - 24 MCBs	14890

Type suitable for C120 NG125		Part N°.
1P	16 MCBs	14811
2P	8 MCBs	14812
3P	5 MCBs	14813
4P	4 MCBs	14814
Set of 20 boots for unused teeth		14818

Accessories		Part N°.
Set of 40 ends caps		
	for 1P and 2P combs	14886
	for 3P and 4P combs	14887
Set of 40 boots for unused teeth		
		14888




13514

Stepped terminals 125/140A (40°C) Installation

- Clipping on to Multifix or symmetrical rails
- Screwing on to plain or slotted plates, Multifix rails or asymmetrical rails

Terminals with holes 125A

	Isc (kA rms) 415V	Part N°.
4 x 10 holes (5 x 10 mm ²) + (4 x 16 mm ²) + (1 x 35 mm ²)	3.5kA/1s	13512
4 x 17holes (8 x 10 mm ²) + (8 x 16 mm ²) + (1 x 35 mm ²)	3.5kA/1s	13514
Terminals with clamps	10kA/1s	14949
140A 4 x 12 holes (12 clamps 6 mm ²)		



07105

Distribloc 125 and 160A

4 pole distribution block comprising:

- A fully insulated, one piece distribution system complying with IPXXB (protection against direct contact)
- A modular cover designed for a 45mm panel slot for integration in a row of DIN rail mounted modular products


Technical data

- $U_i = 690V$, $I_{cw} = 4.5kA/1s$ to IEC947-7-1
- **Peak withstand current:** $I_{pk} = 20kA$ to IEC439-1
- **Rated impulse withstand voltage:** $U_{imp} = 8kV$

Type	Part N°.
Distribloc 125	07105
Distribloc 160	07106
35mm ² x 210	07054 4 flexible connections

Cable capacity

Distribloc 125	Incoming	6 - 35mm ² flexible or 10 - 35mm ² rigid cables
Distribloc 160	Incoming	Flexible cable links fitted to device
Distribloc 125 & 160	Outgoing	Per pole: 2 x 10mm ² 3 x 6mm ² 7 x 4mm ² 1 x 25mm ² (16mm ² multicore)



Terminal blocks

Terminal blocks

For fixing to symmetrical DIN rails. 1P and 2P blocks can be fitted together to form 3P and 4P blocks.

Technical data

- Current rating: 80A

Type	Part N°.
1P (2 x 25mm ² + 4 x 16mm ²)	14936
1P (2 x 35mm ² + 4 x 25mm ²)	14938
2P (2 x 25mm ² + 4 x 16mm ²)	14937
2P (2 x 35mm ² + 4 x 25mm ²)	14939



Connection strips

Connection strips 80-125A (40°C)

Cross section for stranded cables. Each strip has one M4 threaded hole for screw attachment to any support. Also used with EK9 enclosures.

80A connection strip	Part N°.
4 holes (2 x 10mm ² + 2 x 16mm ²) length 32mm	14962
6 holes (3 x 10mm ² + 2 x 16mm ² + 1 x 35mm ²) length 50mm	14963
10 holes (5 x 10mm ² + 4 x 16mm ² + 1 x 35mm ²) length 74mm	14964

125A connection strip	Part N°.
14 holes (7 x 10mm ² + 6 x 16 mm ² + 1 x 35mm ²) length 98mm	14965



Terminal block supports

Terminal block supports

Terminal block support made of self-extinguishing insulating material: 960°C/5s. Beige in colour.

Each support can be individually identified using clip-on markers (optional):


- Blue for neutral
- Yellow/green for earth

Fixing:

- Clipped on to:
 - 12 x 2 flat bar
 - Multifix or symmetrical rail
- Screwed on to any support (plain or slotted plate) using 2 ears

Cross section for stranded cables	Part N°.
80A terminal block	
4 holes (2 x 10mm ² + 2 x 16mm ²) length 68mm	14975
6 holes (3 x 10mm ² + 2 x 16mm ² + 1 x 35mm ²) length 68mm	14976
10 holes (5 x 10mm ² + 4 x 16mm ² + 1 x 35mm ²) length 115mm	14977

125A terminal block	Part N°.
14 holes (7 x 10mm ² + 6 x 16mm ² + 1 x 35 mm ²) length 115mm	14979



14989

Identification card

The markers can be used to identify terminal blocks: neutral or earth.

Type	Part N°.
2 x 50 identification card (50 blue mark, 50 yellow/green mark)	14989
Flat bar 12 x 2	07046



Terminal bars

Terminal bar for earth/neutral connections

- For panel mounting
- Including support
- Current rating 200A

Type	Part N°.
For panel mounting	
1 x 20 holes, length 183mm (19 x 16 [□] + 1 x 120 [□])	99217
1 x 25 holes, length 222mm (24 x 16 [□] + 1 x 120 [□])	99219
1 x 38 holes, length 332mm (37 x 16 [□] + 1 x 120 [□])	99221
1 x 49 holes, length 419mm (48 x 16 [□] + 1 x 120 [□])	99223
1 x 73 holes, length 624mm (72 x 16+1 x 120 [□])	99225