


# FITTINGS & TUBING

## Pneufit Push-in Fittings

Metric

Ø 4-14 mm O/D tube

7d 2240 \*  
↓  
2287



Data sheet ref:  
370 00

### Features

Very compact units featuring retained collets and positive tube anchorage

Silicone free 'O'-ring seals

Non-PTFE based thread sealant on all BSP taper threads

Easy tube insertion for rapid assembly

Internal hexagon on straight adaptors allows assembly in confined spaces

For simple and quick assembly of pneumatic circuits

Wide range of types available

Reliable and corrosion resistant

### Technical data

Medium:

Compressed air

Operating pressure:

Vacuum - 18 bar unless otherwise stated (dependant upon tubing specification).

Ambient temperature:

-20°C to +80°C.

Consult our Technical Service for use below +2°C.

### Alternative models

Plastic push-in fittings, see page 426.

### Materials

Body: nickel plated brass or glass filled nylon

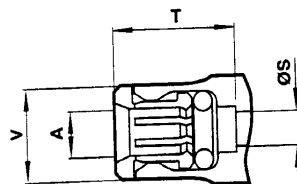
Collet: nickel plated brass

'O'-ring: silicone free nitrile rubber

Sealing washer (parallel threads): nitrile 'O'-ring

Thread sealant: non-PTFE

### Typical dimensions



A	St	T	V
O/D tube		tubing stop	
4	2,8	14,0	7,5
5	3,4	15,0	10,0
6	4,4	15,5	11,0
8	6,0	16,5	13,0
10	7,6	21,0	14,5
12	9,6	24,5	18,0
14	11,5	24,5	20,0

\* Dimensions here and in the individual tables refer to the collet being in the 'IN' position.

† Dimensions here (minimum bore diameter) are common per tube size for all connectors, elbows and tees unless otherwise stated.

### Tube sizes

4, 5, 6, 8, 10, 12, 14 mm O/D

Warning: The push-in tube fittings in this section must not be used in vehicle air braking and ancillary systems.

For push-in fittings suitable for these applications please consult our Technical Service for details.

### Tube types

Nylon 11 or 12, polyurethane\* and other plasticised or unplasticised tubing which conforms to the tolerances specified in BS5409/1: 1976, light and normal duty, DIN 73378, DIN 74234, NFE 49-100.

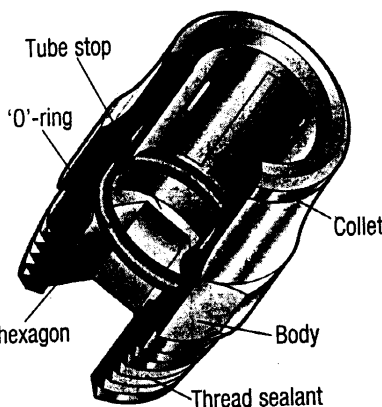

\* it is light-stable and has a hardness of 92 to 98 shore A.

### Torque figures

Thread sealant is applied to the full circumference of the thread. The recommended tightening torque figures for items with thread sealant are as in the following table:

Thread	Tightening torque (Nm)
R1/8	6,86 - 8,82
R1/4	11,76 - 13,72
R3/8	21,56 - 23,52
R1/2	27,44 - 29,40

PneuKit selection box



O/D tube size	Part number
4 mm	PNEUKIT-4
6 mm	PNEUKIT-6
8 mm	PNEUKIT-8

Contains a selection of the most popular push-in fittings, including adaptors, connectors, plugs and a tube cutter.


# FITTINGS & TUBING

## Pneufit Push-in Fittings


Metric

Ø 4-14 mm O/D tube

### Straight adaptor




O/D tube	Metric & BSPP	
4	M3x0,5	102250403
4	M5x0,8	102250405
4	1/8	102250418
4	1/4	102250428
5	M5x0,8	102250505
5	1/8	102250518
5	1/4	102250528
6	M5x0,8	102250605
6	1/8	102250618
6	1/4	102250628
8	1/8	102250818
8	1/4	102250828
8	3/8	102250838
8	1/2	102250848
10	1/8	102251018
10	1/4	102251028
10	3/8	102251038
10	1/2	102251048
12	1/4	102251228
12	3/8	102251238
12	1/2	102251248
14	3/8	102251438
14	1/2	102251448




### Straight stem adaptor

O/D stem	BSP taper	
4	1/8	101150418
4	1/4	101150428
5	1/8	101150518
5	1/4	101150528
6	1/8	101150618
6	1/4	101150628
8	1/8	101150818
8	1/4	101150828
8	3/8	101150838
10	1/4	101151028
10	3/8	101151038
10	1/2	101151048
12	3/8	101151238
12	1/2	101151248
14	1/2	101151448

### Straight adaptor



O/D tube	BSP taper	
4	1/8	101250418
4	1/4	101250428
5	1/8	101250518
5	1/4	101250528
6	1/8	101250618
6	1/4	101250628
8	1/8	101250818
8	1/4	101250828
8	3/8	101250838
8	1/2	101250848
10	1/8	101251018
10	1/4	101251028
10	3/8	101251038
10	1/2	101251048
12	1/4	101251228
12	3/8	101251238
12	1/2	101251248
14	3/8	101251438
14	1/2	101251448



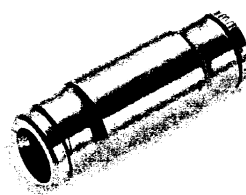
### Straight stem adaptor

O/D stem	BSP parallel	
4	1/8	102150418
4	1/4	102150428
5	1/8	102150518
5	1/4	102150528
6	1/8	102150618
6	1/4	102150628
8	1/8	102150818
8	1/4	102150828
8	3/8	102150838
10	1/4	102151028
10	3/8	102151038
10	1/2	102151048
12	3/8	102151238
12	1/2	102151248
14	3/8	102151438
14	1/2	102151448

### Straight adaptor



O/D tube	Metric & BSPP female	
4	M5x0,8	102260405
4	1/8	102260418
4	1/4	102260428
5	M5x0,8	102260505
5	1/8	102260518
5	1/4	102260528
6	1/8	102260618
6	1/4	102260628
8	1/8	102260818
8	1/4	102260828
10	1/4	102261028
10	3/8	102261038
12	3/8	102261238
12	1/2	102261248



### Straight connector

O/D tube	
4	100200400
5	100200500
6	100200600
8	100200800
10	* 100201000 *
12	100201200
14	100201400

### Bulkhead connector

O/D tube	
4	100290400
5	100290500
6	100290600
8	100290800
10	100291000
12	100291200
14	100291400

