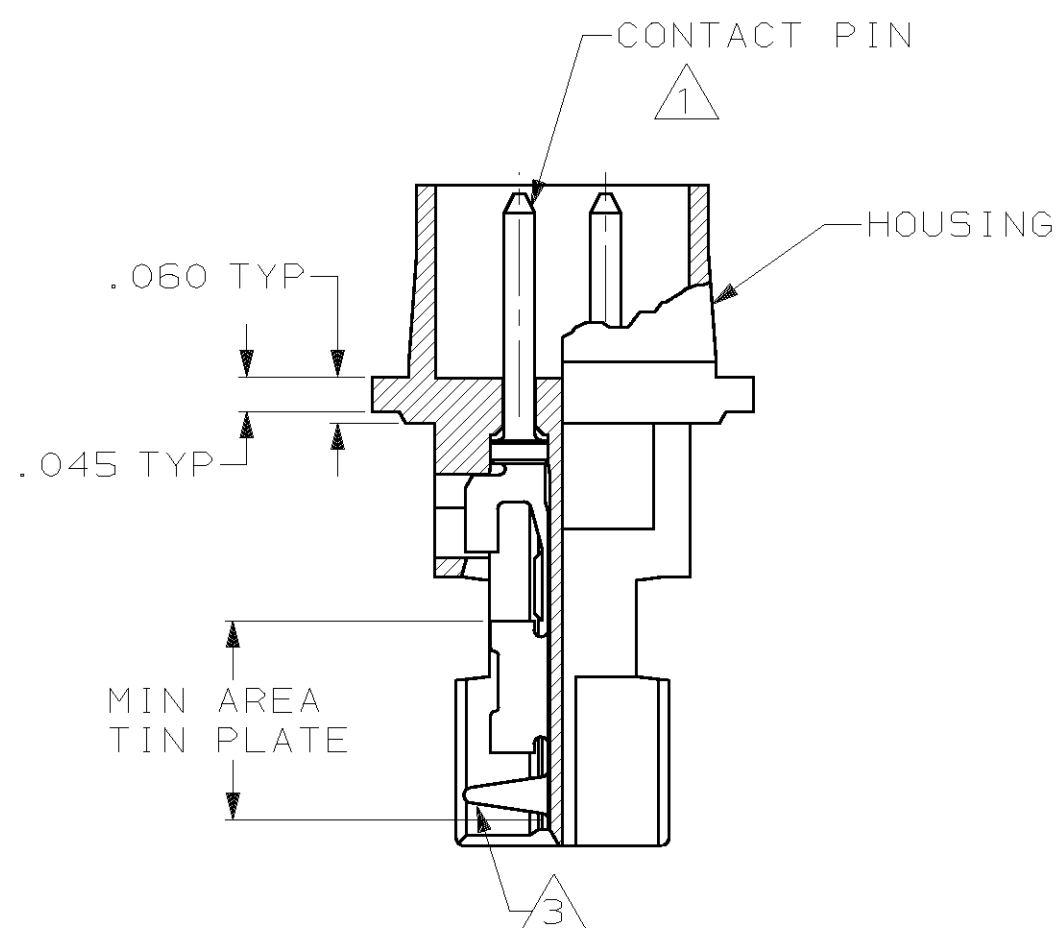
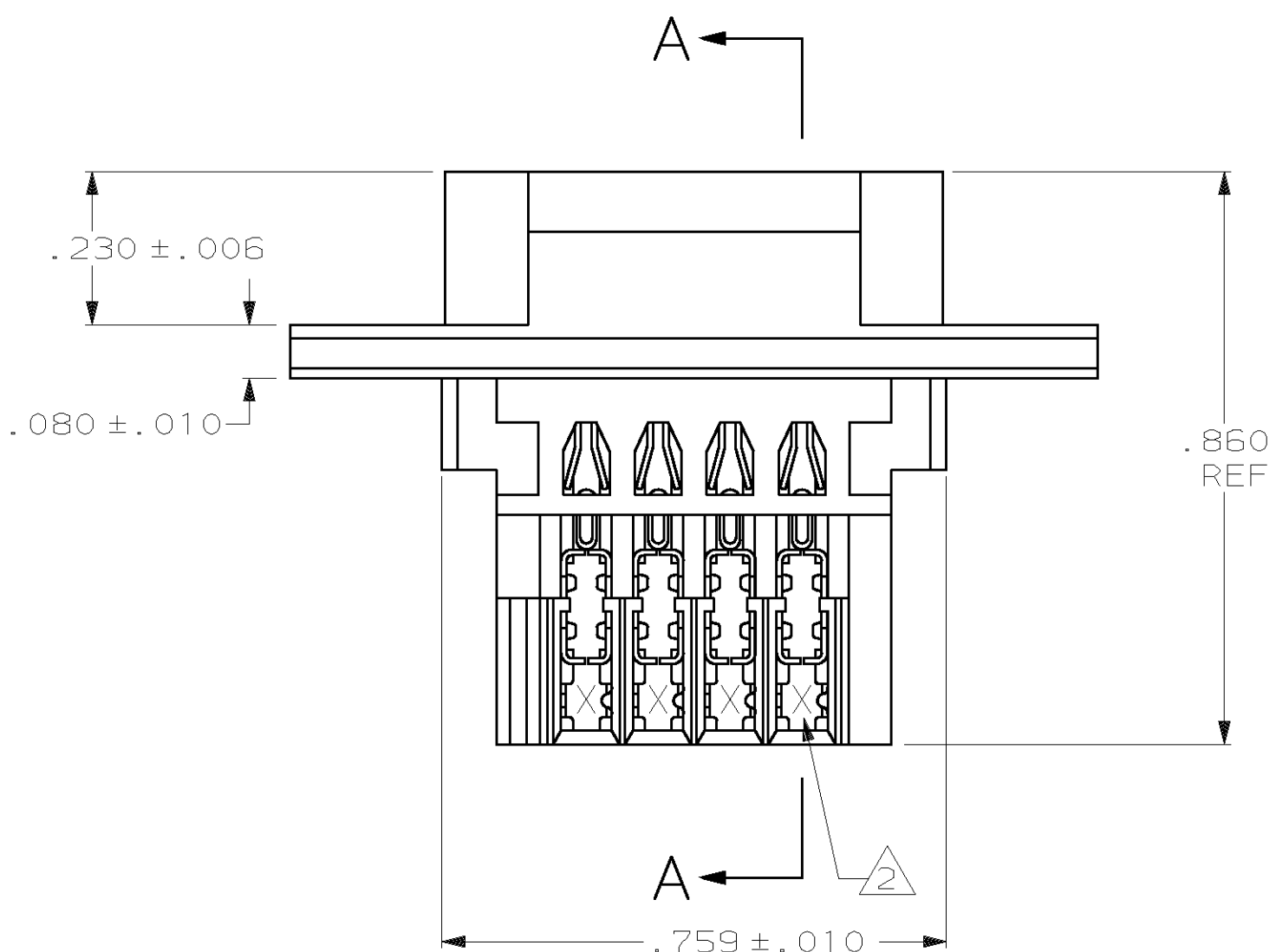
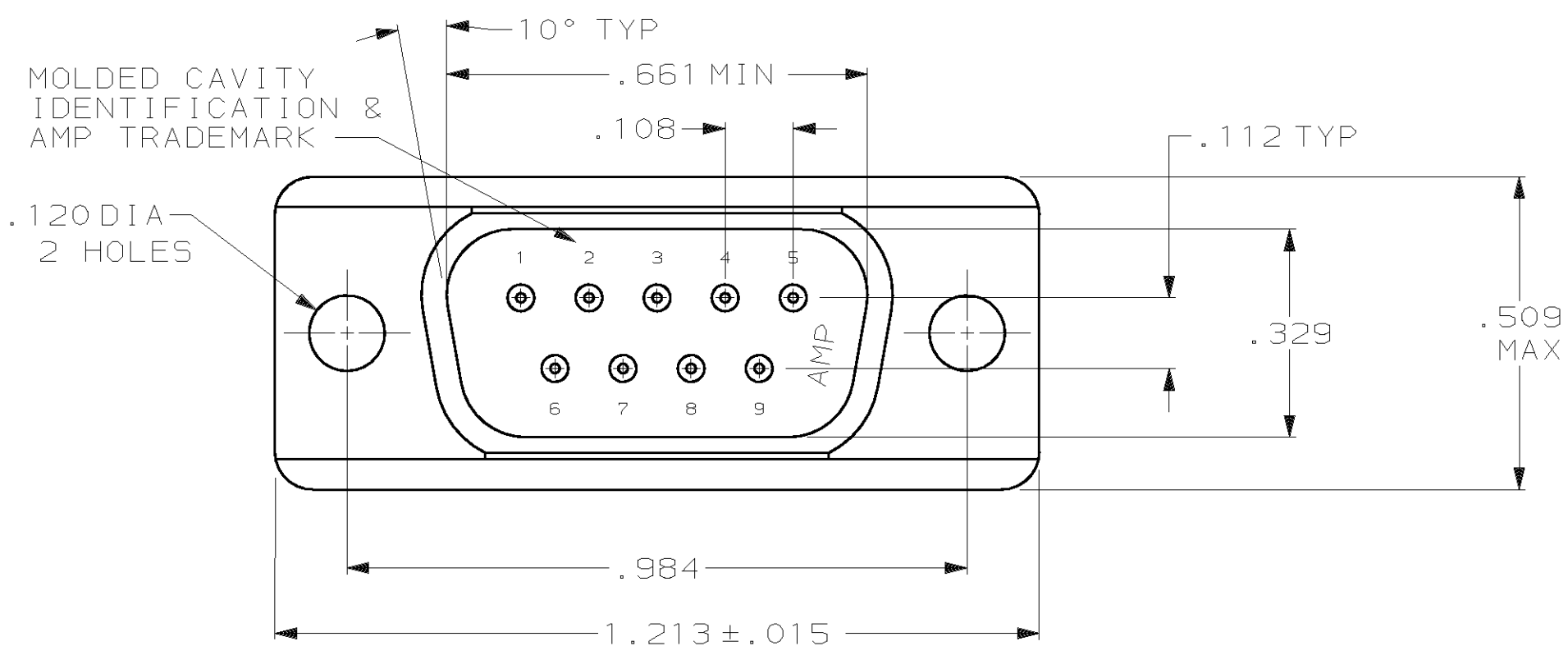


THIS DRAWING IS UNPUBLISHED. RELEASED FOR PUBLICATION ,19 .  
 © COPYRIGHT 19 BY AMP INCORPORATED. ALL INTERNATIONAL RIGHTS RESERVED.

LOC		DIST		REVISIONS				DATE	APPD
GP	00	P	F	ZONE	LTR	DESCRIPTION			
				G		REV PER EC OUE0-0002-01	09 JAN 02	JR	



SECTION A-A

- ① HOUSING FULLY LOADED WITH CONTACTS.
- ② NUMBER ON CONTACT INDICATES WIRE RANGE.
- ③ CONTACT INSULATION RANGE: .060 MAXIMUM O.D.
- ④ CONTACTS PLATED GOLD PLATED FOR LENGTH OF .150 MIN FROM MATING END, .000030 MIN GOLD IN MATED AREA. .000100-.000200 BRIGHT TIN OR BRIGHT IN TIN-LEAD AREA SHOWN. .000050 NICKEL UNDERPLATE ON ENTIRE CONTACT.
- ⑤ CONTACTS PLATED GOLD PLATED FOR LENGTH OF .150 MIN FROM MATING END, GOLD FLASH IN MATED AREA. .000100-.000200 BRIGHT TIN OR BRIGHT IN TIN-LEAD AREA SHOWN. .000030 NICKEL UNDERPLATE ON ENTIRE CONTACT.
- ⑥ CONTACTS PLATED .000100-.000200 THICK BRIGHT TIN OR BRIGHT TIN-LEAD WITH .000050 THICK NICKEL UNDERPLATE BOTH OVER ENTIRE CONTACT.

FINISH	②	AWG WIRE RANGE	PART NUMBER
OBSOLETE	⑥	1	#26-30 745203-7
SUPD BY 745203-3	⑤	3	#20-22 745203-6
	⑤	2	#22-26 745203-5
SUPD BY 745203-1	⑤	1	#26-30 745203-4
OBSOLETE	④	3	#20-22 745203-3
	④	2	#22-26 745203-2
	④	1	#26-30 745203-1

DO NOT SCALE PRINT. UNLESS SPECIFIED DIMENSIONS IN INCHES TOLERANCES ON : 2 PLC DEC ± - 3 PLC DEC ± .005 ANGLES ± 2°		DR 4/2/90 A.STAUB BG		AMP INCORPORATED Harrisburg, Pa. 17105	
MATERIAL HOUSING: BLACK THERMOPLASTIC 94V-0 RATED CONTACTS:PHOSPHOR BRONZE		CHK 6-21-90 W.LENKER			
FINISH SEE TABLE		APPD 6-22-90 J.WESTMAN		NAME	
		APPD 6-22-90 J.ASSINI		PLUG ASSEMBLY, SIZE 1, 9 POSITION, AMPLIMITE™	
		PRODUCT SPEC 108-40011		DRAWING NO 745203	
		APPLICATION SPEC 114-40002		SIZE C FSCM NO 00779	
		WEIGHT -		SCALE 4:1 SHEET 1 OF 1	