



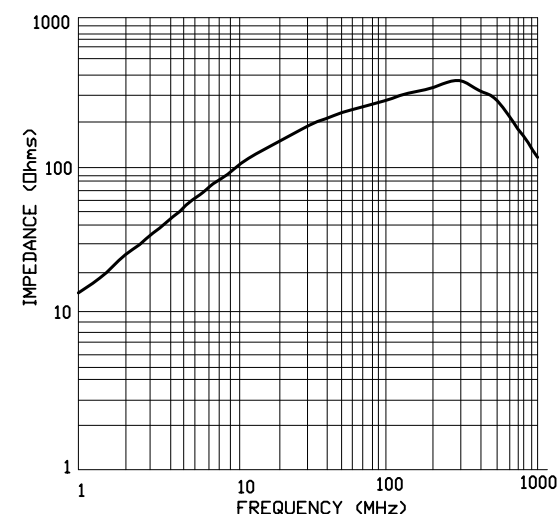
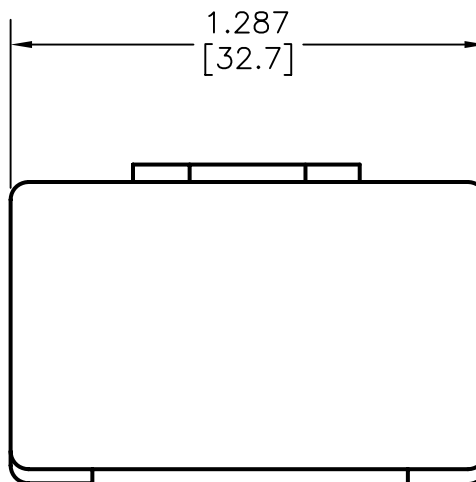
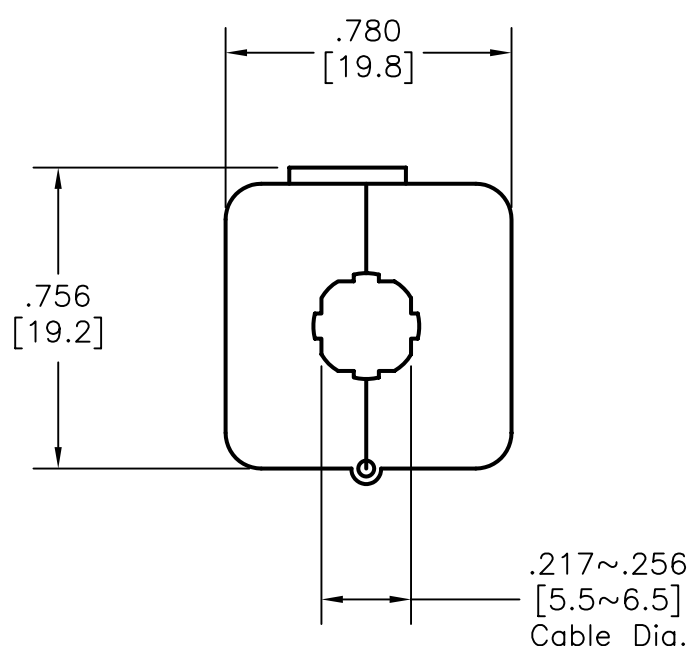
ALL RIGHTS RESERVED. NO PORTION OF THIS PUBLICATION, WHETHER IN WHOLE OR IN PART CAN BE REPRODUCED WITHOUT THE EXPRESS WRITTEN CONSENT OF SPC TECHNOLOGY.

SPC-F005.DWG

REVISIONS

DOC. NO. SPC-F005 * Effective: 7/8/02 * DCP No: 1398

DCP #	REV	DESCRIPTION	DRAWN	DATE	CHECKD	DATE	APPRVD	DATE
811	A	RELEASED	JWM	7/26/02	HO	7/26/02	DJC	7/26/02
1865	B	RoHS ADDED	DCM	10/18/05	JWM	10/19/05	JWM	10/19/05



NOTES:

1. Used as suppression cores for round cable.
2. Attenuates any form of EMI emissions.
3. Case Mat'l: Nylon, UL94V-2, Black

Impedance:
At 100MHz = 133 Ohms
At 25MHz = 308 Ohms

DISCLAIMER:
ALL STATEMENTS AND TECHNICAL INFORMATION CONTAINED HEREIN ARE BASED UPON INFORMATION AND/OR TESTS WE BELIEVE TO BE ACCURATE AND RELIABLE. SINCE CONDITIONS OF USE ARE BEYOND OUR CONTROL, THE USER SHALL DETERMINE THE SUITABILITY OF THE PRODUCT FOR THE INTENDED USE AND ASSUME ALL RISK AND LIABILITY WHATSOEVER IN CONNECTION THEREWITH.

TOLERANCES:

UNLESS OTHERWISE SPECIFIED, DIMENSIONS ARE FOR REFERENCE PURPOSES ONLY.

DRAWN BY:

JEFF MCVICKER

DATE:

7/26/02

CHECKED BY:

HISHAM ODISH

DATE:

7/26/02

APPROVED BY:

DANIEL CAREY

DATE:

7/26/02

DRAWING TITLE:

Ferrite, Split-Sleeve Core

SIZE

A

DWG. NO.

SPC5302

ELECTRONIC FILE

50N668.DWG

REV

B

SCALE: NTS

U.O.M.: INCHES [mm]

SHEET: 1 OF 1