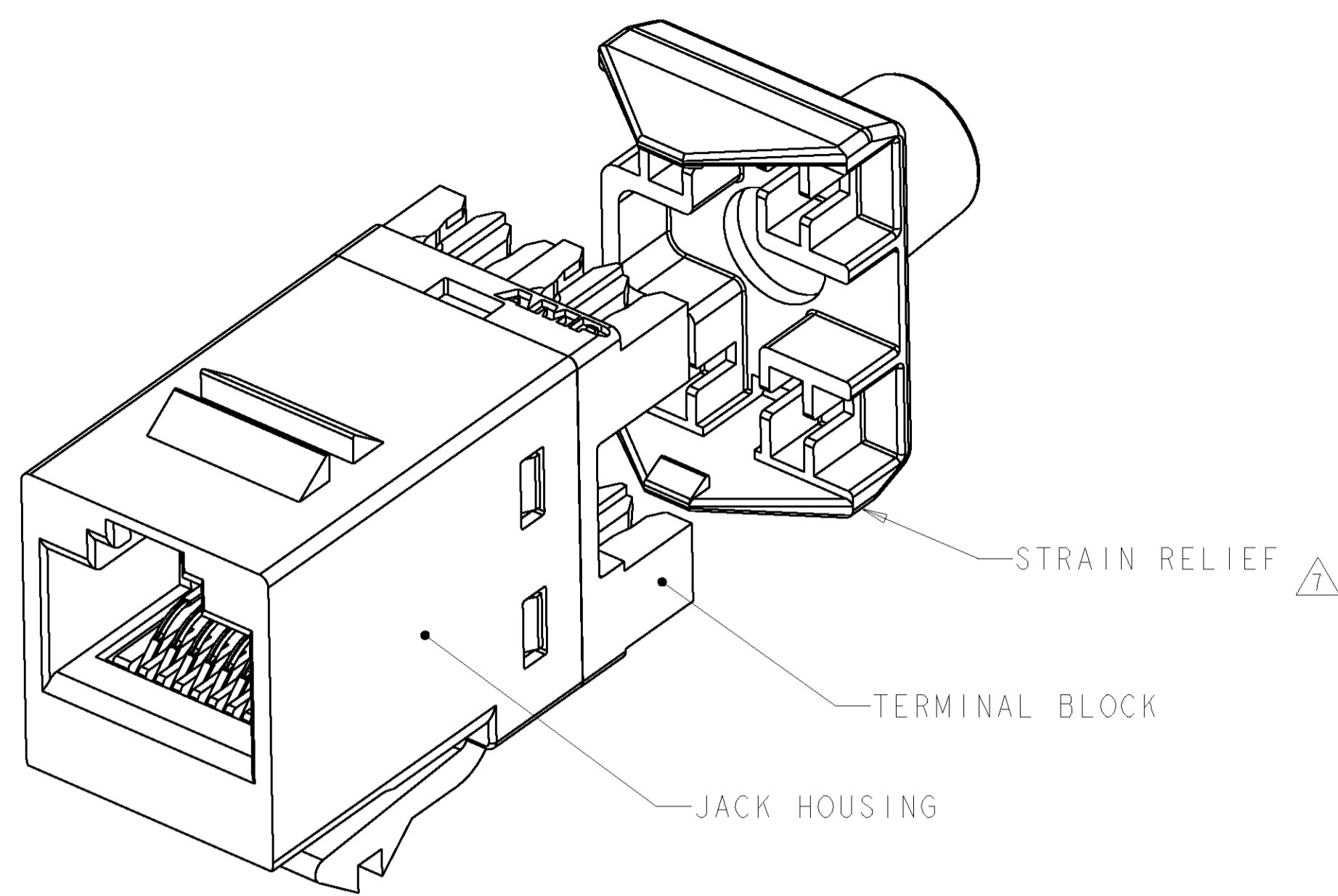
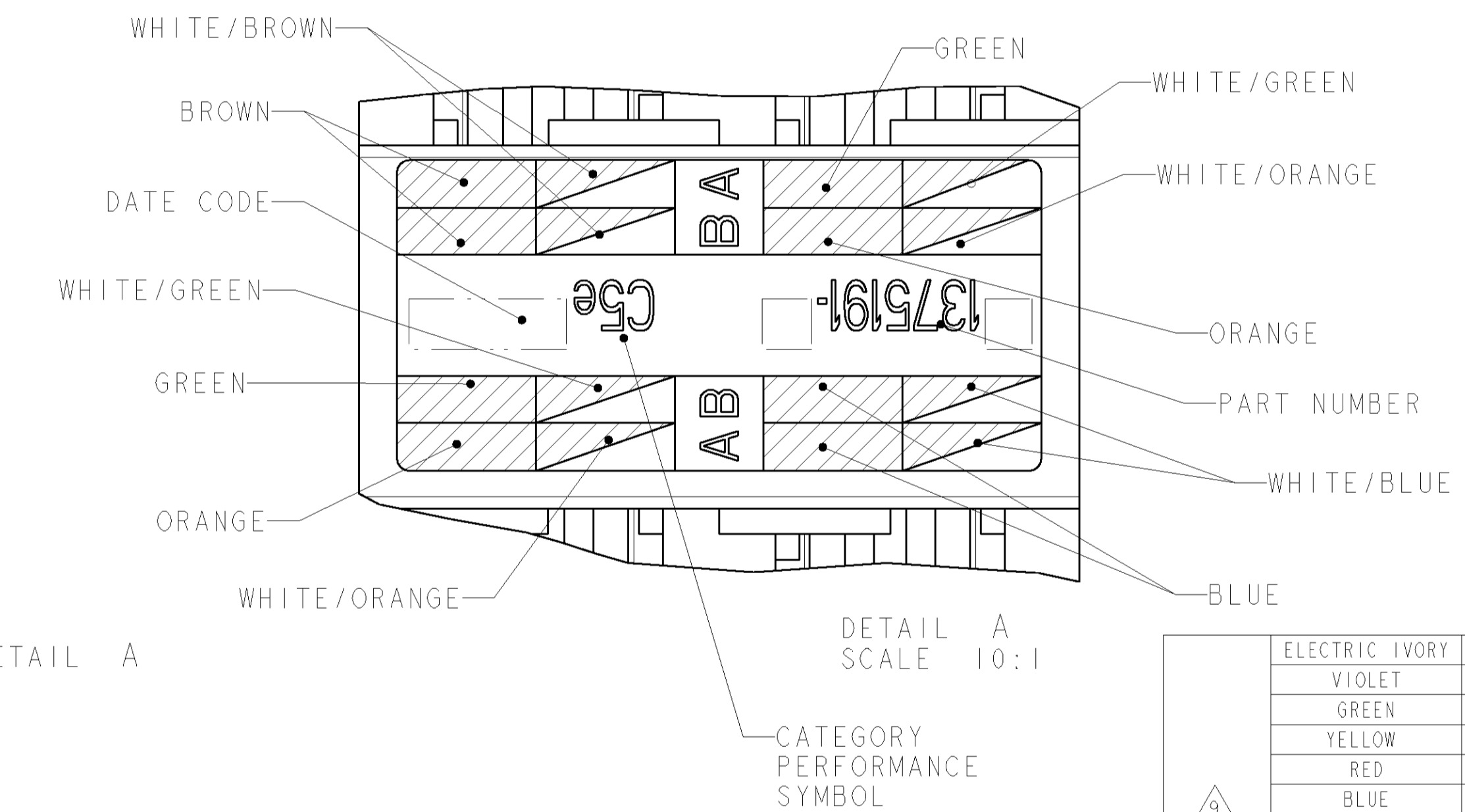
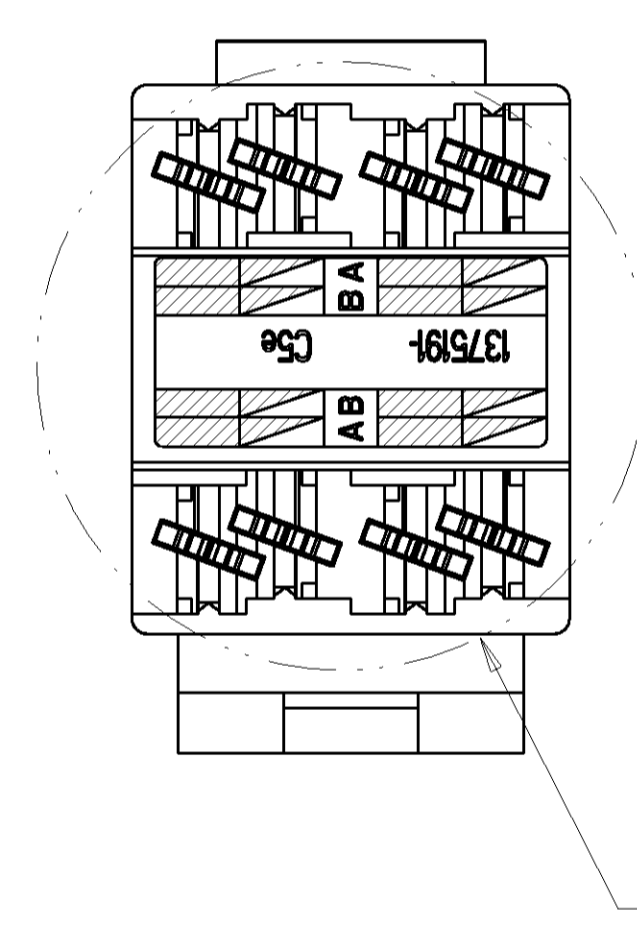
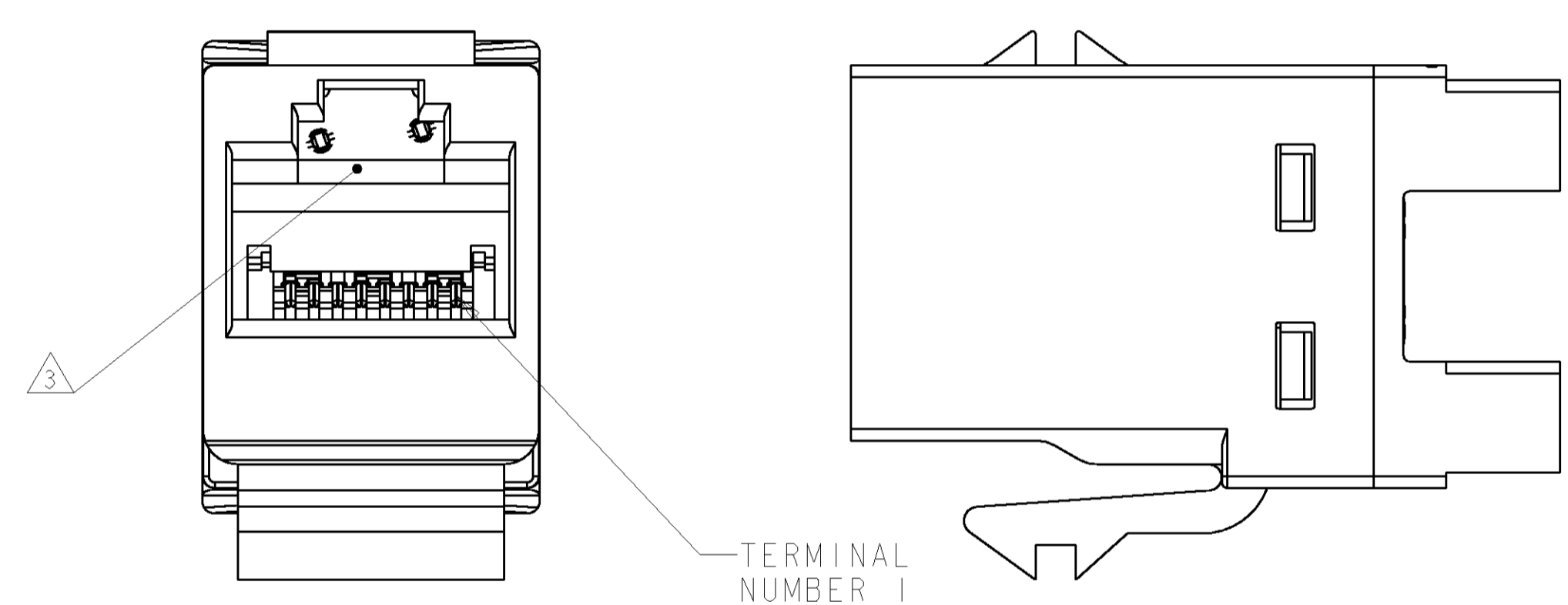


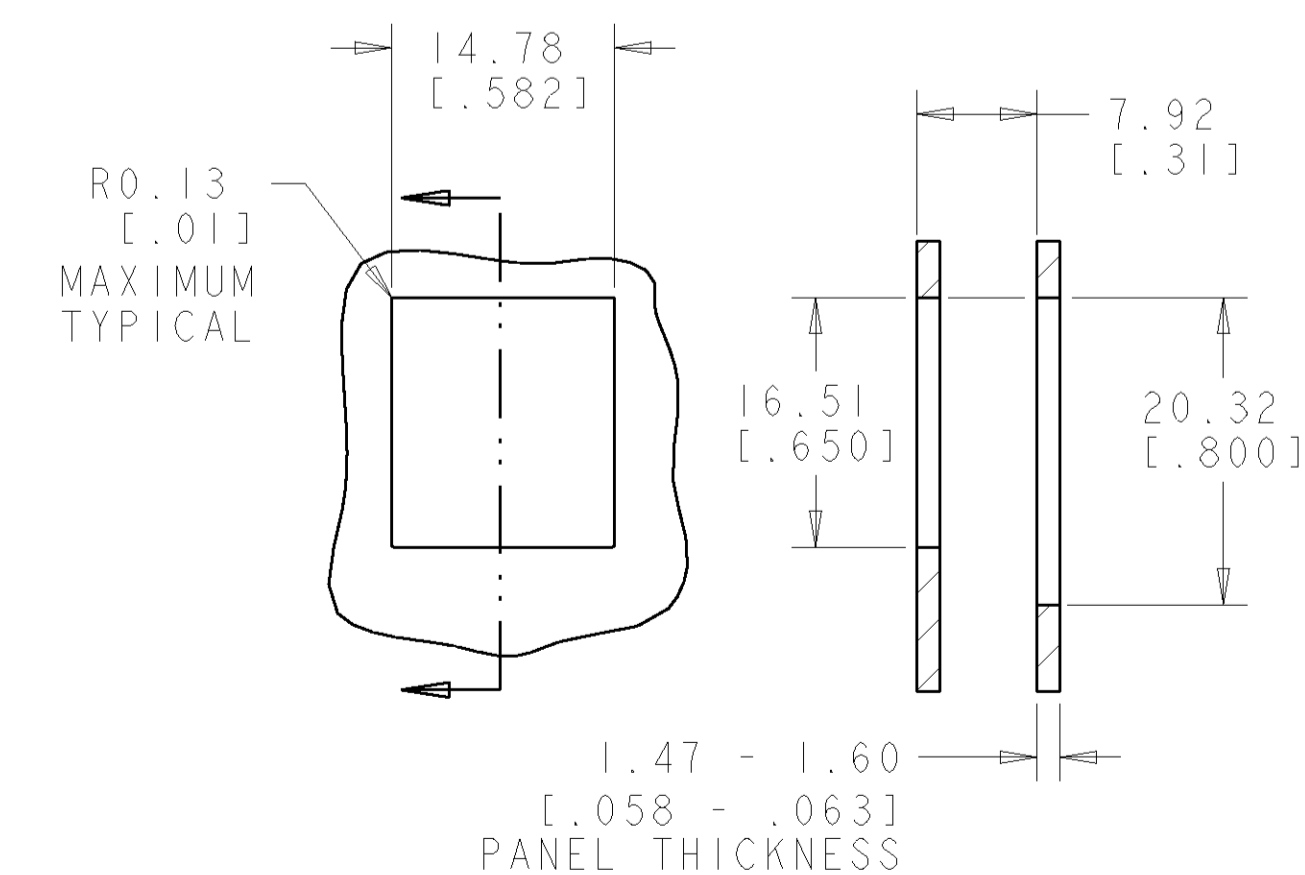
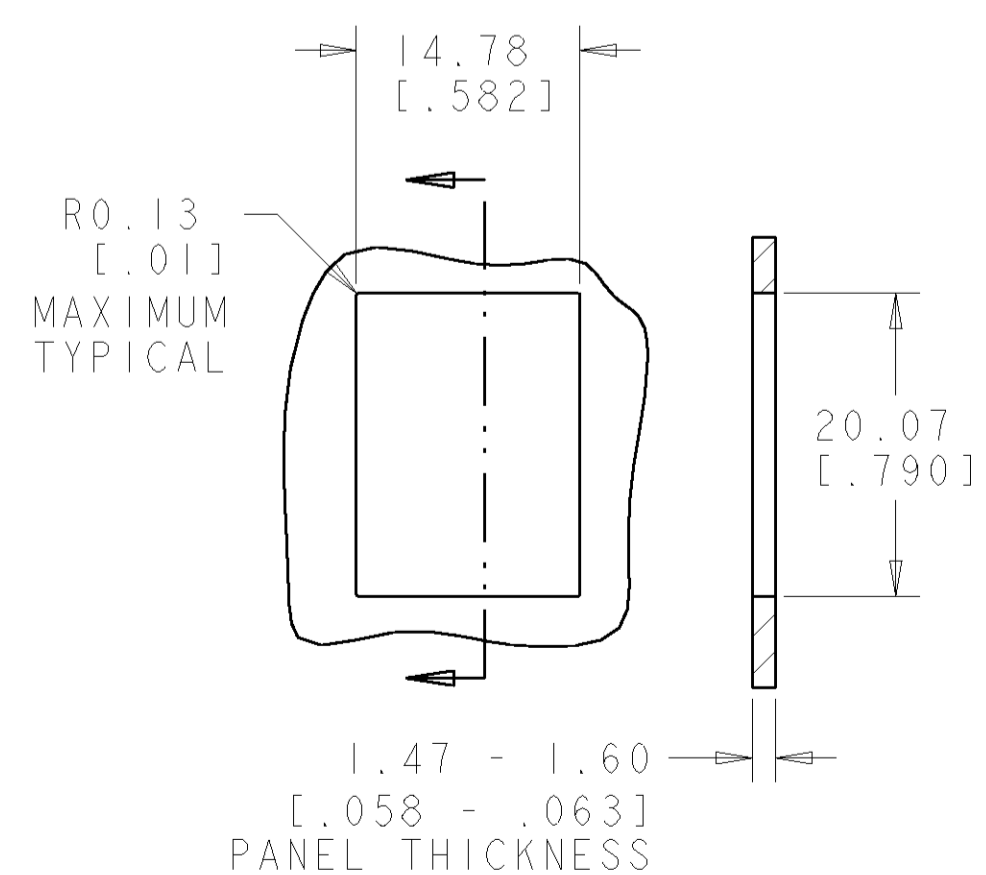
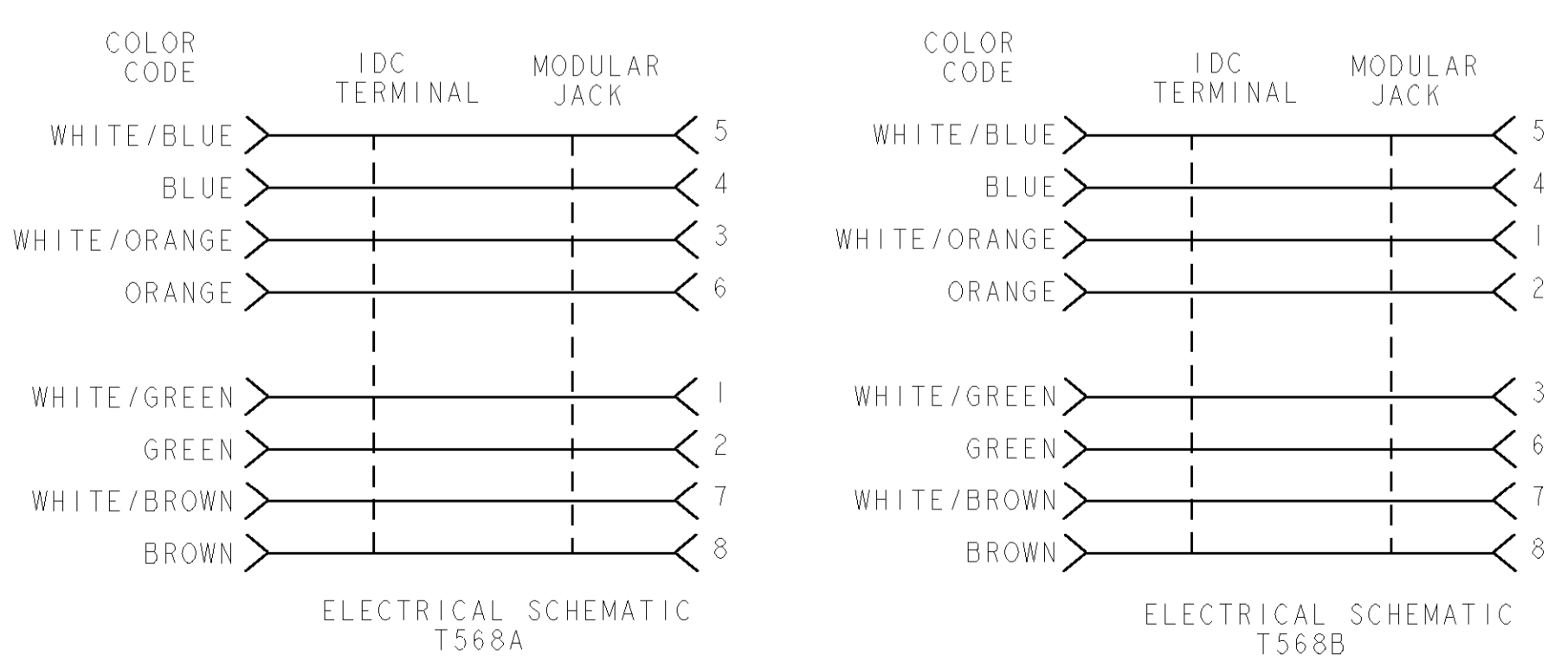
LOC	DIST	REV	DESCRIPTION	DATE	BY	APP'D
HM	00	D	ECO-06-011626	30MAY2006	JM	BM
		E	REV: ECO-06-025002	27OCT2006	GG	BM



- 1. MATERIAL: JACK HOUSING - POLYPHENYLENE OXIDE, 94V-0 RATED. 110 BLOCK AND STRAIN RELIEF- POLYCARBONATE. ARRAY TRAY - PBT POLYESTER. JACK CONTACTS ARRAY - BERYLLIUM COPPER, PLATED WITH 1.27µm [0.00050] MINIMUM THICK GOLD IN LOCALIZED AREA AND 3.81µm [0.00150] MINIMUM THICK MATTE TIN IN SOLDER AREA OVER 1.27µm [0.00050] MINIMUM THICK NICKEL UNDERPLATE. IDC TERMINALS - PHOSPHOROUS BRONZE, PLATED WITH 3.81µm [0.0015] MINIMUM THICK MATTE TIN OVER 1.27µm [0.0005] MINIMUM THICK NICKEL UNDERPLATE.
- 2. SL 110 JACK WILL TERMINATE 22-24 AWG SOLID CONDUCTORS, 1.27[.050] MAXIMUM INSULATION DIAMETER. JACK WILL ACCEPT CONDUCTORS UP TO 1.45 [0.057] BUT REQUIRE THE USE OF A STRAIN RELIEF.
- 3. CAVITY CONFORMS TO FCC RULES AND REGULATIONS) PART 68 SUBPART F REQUIREMENTS.
- 4. MOUNTING PANEL THICKNESS 1.47 - 1.60 [0.058 - .063].
- 5. THESE TWO SUGGESTED CUTOUT OPENINGS ARE USED IN TANDEM WITH DUAL FRONT AND BACK CUTOUTS.
- 6. ONE MODULAR JACK ASSEMBLY AND ONE STRAIN RELIEF PER POLYBAG.
- 7. USE OF STRAIN RELIEF IS OPTIONAL.
- 8. REFER TO 408-8858 FOR TERMINATION INSTRUCTIONS USING SL SERIES TOOL TERMINATION. REFER TO 408-8417 FOR TERMINATION INSTRUCTIONS USING 110 PUNCH DOWN TOOL.
- 9. TWENTY-FIVE MODULAR JACKS PER POLYBAG.



PACKAGE	HOUSING COLOR	PART NUMBER
9	ELECTRIC IVORY	3-1375191-1
	VIOLET	3-1375191-0
	GREEN	2-1375191-9
	YELLOW	2-1375191-8
	RED	2-1375191-7
	BLUE	2-1375191-6
	ORANGE	2-1375191-5
	NEMA GRAY	2-1375191-4
	WHITE	2-1375191-3
	BLACK	2-1375191-2
	LIGHT ALMOND	2-1375191-1
	ELECTRIC IVORY	1-1375191-1
	VIOLET	1-1375191-0
	GREEN	1375191-9
	YELLOW	1375191-8
	RED	1375191-7
	BLUE	1375191-6
	ORANGE	1375191-5
	NEMA GRAY	1375191-4
	WHITE	1375191-3
	BLACK	1375191-2
	LIGHT ALMOND	1375191-1



DIMENSIONS: MM [Inches] TOLERANCES UNLESS OTHERWISE SPECIFIED: 0 PLC ± 1 PLC ± 2 PLC ± 3 PLC ± 4 PLC ± ANGLES ±		DWN T. PITTS 05NOV01 ENR L. SMITH 15NOV01 APVD C. DOOLEY 15NOV01 PRODUCT SPEC 108-1990 APPLICATION SPEC 108-1990-2 WEIGHT - CUSTOMER DRAWING		Tyco Electronics Harrisburg, PA 17105-3608 ASSEMBLY, SL 110 JACK, CATEGORY 5e SIZE CAGE CODE DRAWING NO RESTRICTED TO A 00779 C-1375191 SCALE 4:1 SHEET 1 OF 1 REV E	
--	--	--	--	---	--