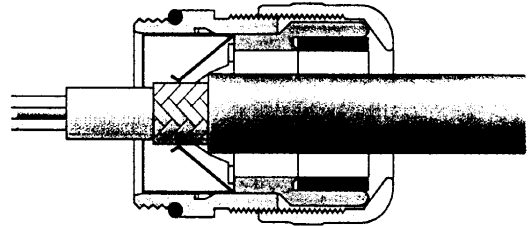


# SKINTOP® MS-SC

*Easy-to-mount gland, EMC-safe  
with PG connection thread*

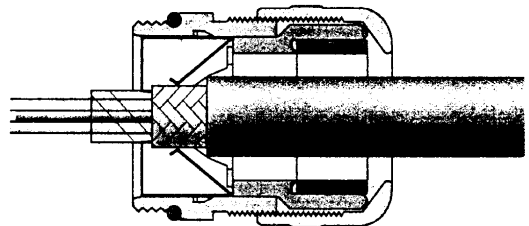
## With the standard contacting

- Strip back the outer sheath and screen
- Make a round cut in the outer sheath approx. 15 mm, along but do not remove the sheath
- Guide the cable through the cable gland
- Pull off the outer sheath
- Pull back the cable until the connection is made between the cable screen and contact spring
- Turn shut ... and it is ready for use!



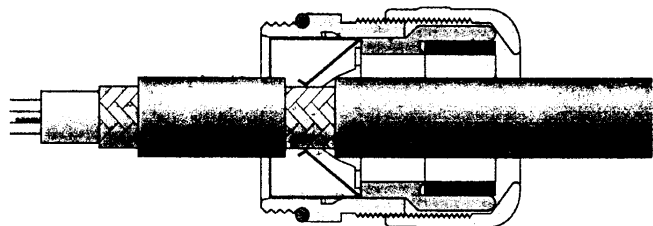
## With thin wires without an inner sheath

- Strip back the outer sheath
- Pull back the screen braid approx. 15-20 mm over the outer sheath
- Insert the cables into the cable gland until the contact is made between the cable screen and contact spring
- Turn shut ... and it is ready for use!



## When routing the cable screen to another connection

- Expose the screen braid approx. 10 mm
- Guide the cable through the cable gland until the connection is made between the cable screen and contact spring
- Turn shut ... and it is ready for use!



Part number	Type- PG-size	Outer-Ø mm from-to	Minimum-Ø over braid mm	Thread- length mm	Pack size pieces
<b>SKINTOP® MS-SC</b>					
5311 2210	MS-SC 9	4 - 7,5	4	6	50
5311 2220	MS-SC 11	4 - 10	4	6	50
5311 2230	MS-SC 13,5	5 - 12	4	6,5	25
5311 2240	MS-SC 16	8 - 14	6	6,5	25
5311 2250	MS-SC 21	11 - 17,5	8	7	25
5311 2260	MS-SC 29	16 - 25	13	8	10
5311 2270	MS-SC 36	19 - 32	16	15	5

<b>SKINTOP® MS-SC long</b>					
5311 2310	MS-SC 9 lang	4 - 7,5	4	12	50
5311 2320	MS-SC 11 lang	4 - 10	4	12	50
5311 2330	MS-SC 13,5 lang	5 - 12	4	12	25
5311 2340	MS-SC 16 lang	8 - 14	6	12	25
5311 2350	MS-SC 21 lang	11 - 17,5	8	12	25
5311 2360	MS-SC 29 lang	16 - 25	13	15	10