

Why Sta-Kon Terminals Are Better

Like any other value added manufacturing process, using the best material is only a start. Our Sta-Kon terminals are all manufactured with the customer in mind, not a price tag! The following product features are usually absent in competitive products.

Chamfered/Funneled Terminal Barrel Entry

This feature makes wire insertion faster and easier. Chamfering eliminates wire strand "hang up" and departure upon insertion into the terminal's barrel. The loss of even a couple of wire strands can have negative results on electrical efficiency and resistance to mechanical strain.

Deep Internal Serrations

After the insertion of a wire into the terminal's barrel, a deep serrated interior insures a large area of contact which lowers the resistance of a connection. Upon the mechanical force of tool applied pressure, the wire strands cold flow into the serrated interior. This guarantees electrical resistance lower than the wire to which it is applied. This feature also prevents pullout from vibration and mechanical strain. Deep internal serrations can be compared to the effective holding power of a well treaded tire on a wet highway.

Sta-Kon's Long Barrel Design

If lowering electrical resistance, preventing wire pullout, eliminating a "missed" crimp and an insulator that stays on the barrel during installation are your goals, then, you must design a terminal with a long barrel. The fact is that most competitive barrel lengths range from 20%-50% shorter than the Sta-Kon. The results are usually a stream of electrical failure, rework and added expense. This also provides the insulator with additional surface area, holding tight to the barrel. Many competitive insulators come off during crimping due to a limited barrel length.

Platings/Finish

Electroplated-Tin is standard. All others require minimum order quantities and are generally not stocked. Alternative platings as follows: Gold, Silver, Tin-alloys,

Finish	Suffix	Spec.
Gold Plate	GP	MIL-G-45204 Type II, Grade B, C, D, Class O
Nickel Plate	NP	QQ-N-290 Class 2, Grade G
Plain Finish	PF	None
Silver Plate	SP	MIL-T-16366 Type I or II, 400°F, 204°C
Tin Plate	TP	MIL-T-10727 Type I

To order add the indicated suffix to the regular catalog number.

Nickel, etc.

The following finishes are avail-

able on most 1-piece Sta-Kon terminals:

Why Sta-Kon Terminals Are Better—continued

Anti-Rotational Tongues

This is a unique feature to the Thomas & Betts ring tongue terminal. This design prevents terminal shorting by keeping the terminal secure in the terminal block. The installer can place a greater number of terminals, closer together without worry.

Brazed or Overlapped Seam

A long barrel design is of little value unless it is one solid piece. That is why Thomas & Betts brazes the seam on our vinyl insulated Sta-Kon and overlaps the seam on nylon insulated terminals. Many competitive terminals have butted seams. This means increased chances for wirestrand loss, poor resistance, wire pullout and electrical failure. If the installer doesn't position the tool exactly on the correct spot on the barrel, there's likely going to be an improper termination. The butted seam can also fold due to tool-applied pressure piercing the terminals insulation from the inside out. With a brazed or overlapped seam the installer can crimp anywhere along the barrel's surface providing up to 2½ times the tensile strength of a butted seam terminal, guaranteeing prop-

er electrical flow, void free.

Selective Annealing

Because of the mechanical strength of copper, an installer can experience fatigue associated with repeated installations. For this reason Thomas & Betts puts our terminals through one more step called selective annealing. This process leaves the barrel soft enough to crimp and form around the wire. However, we "cold form" the tongue during the manufacturing process so it remains strong. This is done so the tongue can withstand repeated bends and bolt tightening strain common in most electrical installations. Many competitors attempt to accomplish similar goals by removing valuable material or using a softer copper which has lower conductivity. This increases electrical resistance as well as the odds for shorting and downtime.

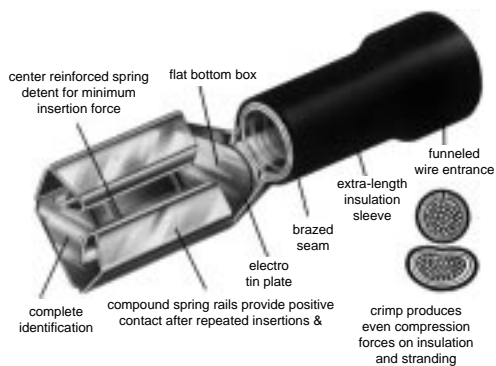
Thomas & Betts developed the first tool-applied solderless terminals and connectors nearly 50 years ago in response to industry awareness of the need for better performance of electrical systems.

Today, sophisticated electrical and electronic equipment requires an even higher degree of reliability.

Here are key factors built into the Sta-Kon terminal and connector line that deliver this reliability:

- Broad product selection
- Job suited tooling
- Testing and approvals
- Field proven performance
- New product development
- Service and availability

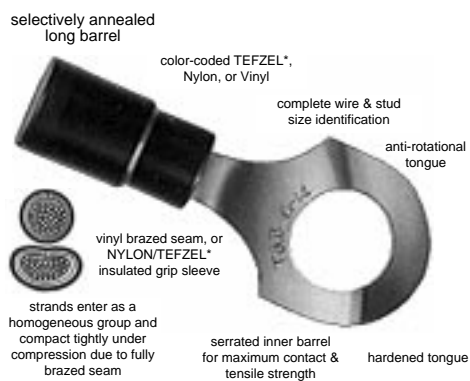
Sta-Kon® Technical Data



Terminals & Splices Insulation Rating	U.L. 94 Flammability	Voltage	Temperature
Nylon	V-2	600V**	105°C
Vinyl	V-0	600V**	105°C
TEFZEL*	V-0	600V**	150°C
Disconnects		300V	105°C

Sta-Kon® Disconnects

- Internal barrel serrations and long barrel provide for maximum tensile strength
- Complete line of installing tools, engineered to match tool with terminal
- Funnel entry insulators allow for easier inserting of wire into barrel
- Color-coded for easy installation



Sta-Kon® Ring, fork & locking fork

- Complete line of installing tools engineered to match tool with terminal
- First to gain military approval for pressure connections ... many styles available for military applications
- Sta-Kon products exceed test specification requirements of military, U.L. and CSA
- TEFZEL* & Nylon Terminals provided with extra metal sleeve to grip insulation
- Vinyl insulated and bare Sta-Kons feature brazed seam wire barrels which can be crimped at any place on the barrel circumference



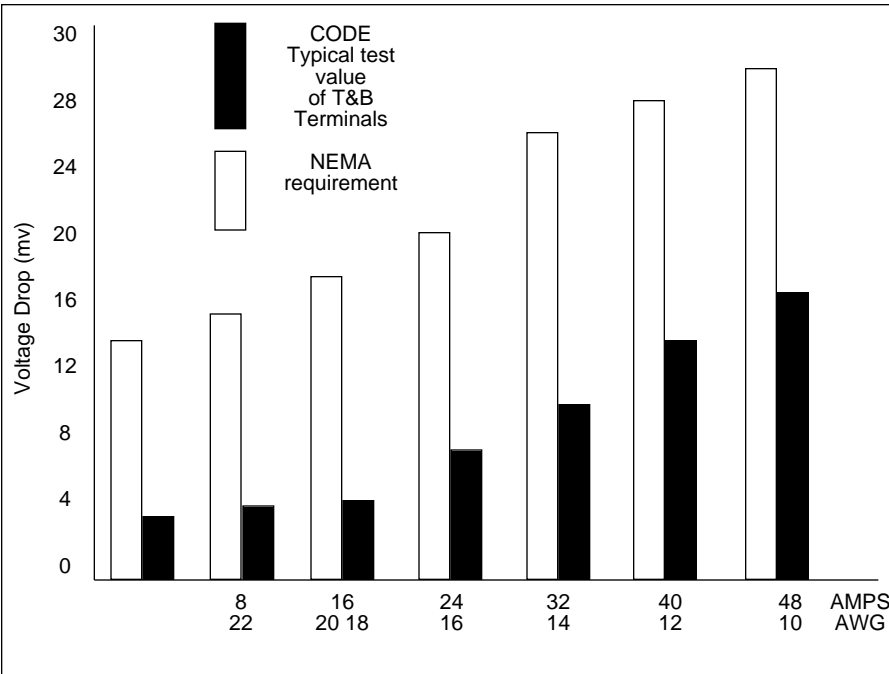
ERG-2001

The Shure Stake® tools are matched to terminals

The Shure Stake mechanism prevents the dies from releasing the terminal until the proper compression has been completed.

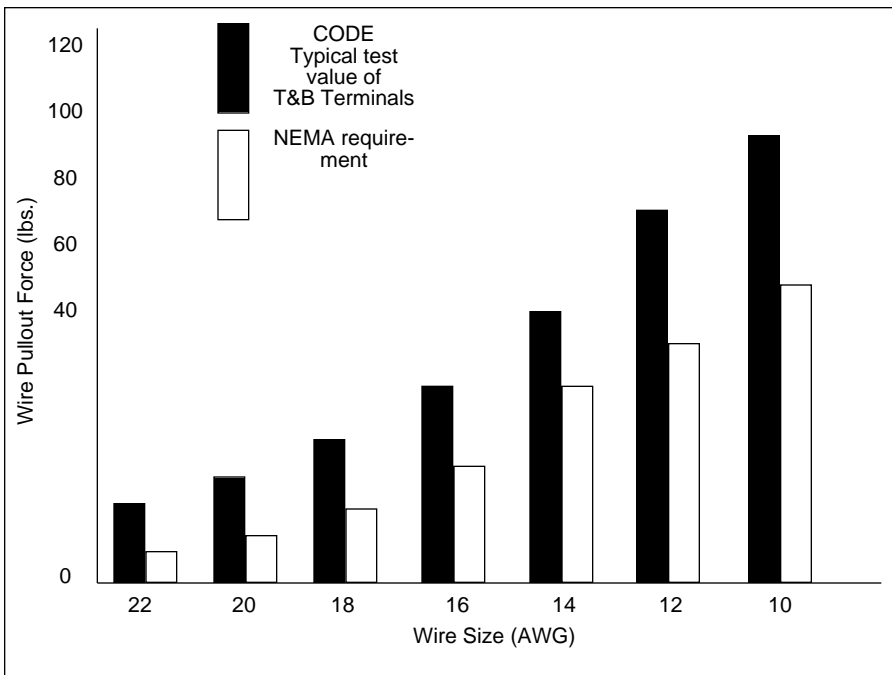
With this method, an operator achieves a reliable crimp everytime.

Performance Data



Voltage Drop Test 500 Cycles

Thomas & Betts terminals show consistently lower millivolt drops than those allowed by NEMA specification.



Wire Pullout Tension Test

Thomas & Betts terminals show consistently higher wire retention forces than those required by NEMA specification.

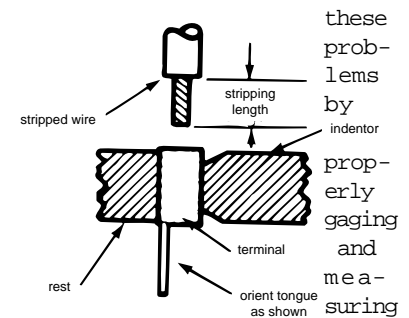
The Proper Installation Procedure for the Quality Assured Connection

The proper installation of terminals, splices and connectors is very important to the efficient performance of an electrical system. The properly installed connector will allow good conductivity through the termination. A poor termination results in a high resistance connection. A poor connector installation may cause damage or failure of an entire system. Certain basic requirements must be met to make a good termination.

1. Before the connector or terminal is installed on the conductor, follow these recommended practices:

- Strip the insulation carefully so as to avoid nicking or cutting conductor strands
- Strip the insulation to the proper length so that the conductors can be inserted fully into the connector barrel; the wire/cable should be visible in the inspection hole of the lug; the proper strip length can be found on page 49D.

2. Thomas & Betts wire strippers will help eliminate



the depth and length requirements for the conductor. See page 44D for wire strippers.

The Sta-Kon® Terminal Numbering System

Distributor Package 100/50

Bulk "O.E.M." Packaged 1000/500

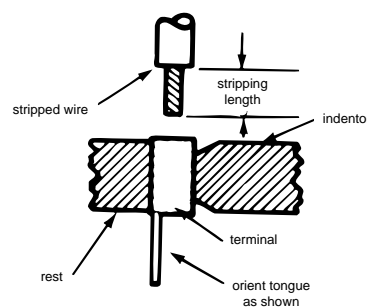
Common to Both Packages

- Letter **A** denotes 22-18 AWG wire range
- Letter **B** denotes 16-14 AWG wire range
- Letter **C** denotes 12-10 AWG wire range
- Letter **R** preceding the above letters indicates the terminal is insulated
- No letter **R**... no insulation ... no exception!

Distributor Packaged

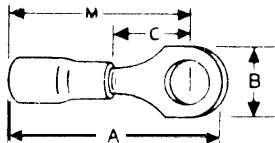
Part numbers are very descriptive indicating insulation and type, stud size, tongue style and the largest maximum wire that can be put inside.

- If the letter **R** precedes the number the part is nylon insulated—RA18-6
- If the letter **R** follows the number the part is vinyl insulated—14RB-8



Installation Procedure

1. Twist the wires to eliminate fanning of strands.
2. Open tool handles fully.
3. Insert terminal in proper die nest and locate it as shown above. When crimping a butt splice, position in proper die nest with window facing indenter.
4. Close handles slightly to secure terminal. Do not deform terminal.
5. Insert properly stripped wire into terminal.
6. Complete crimp by closing handles.



Self-insulated with high dielectric-strength nylon sleeves, these ring terminals are recommended for temperatures up to 105°C. An inner bronze insulation grip sleeve lengthens the flexing radius of the conductor and eliminates conductor creep. The nylon jacket is color-coded:

Color Code	Wire Range
yellow	26-22
red	22-16
blue	18-14
yellow	12-10

Most standard bulk catalog numbers can be put on Mylar Tape for reel fed applications (i.e. 12050 tool and application dies). Please consult tech service.

Please put the suffix M for Mylar Tape
RA2573M.

(Bulk number 1000 and 500 packages.)

RZ & RAX stock thickness: .02
RA & RB stock thickness: .03
RC stock thickness: .04

Nylon Insulated Ring—Insulation Grip

Cat. No.	Pkg. Qty.	Wire Range	Max. Ins.	Bolt Hole	Wt./Lbs. Per 1000	Dimensions			
						A	B	C	M
RZ22-2**	100	26-22	.083	# 2	1	.57	.14	.13	.49
RZ22-4**	100	26-22	.083	# 4	1	.65	.21	.20	.54
RZ22-6**	100	26-22	.083	# 6	1	.65	.21	.20	.54
RZ22-8**	100	26-22	.083	# 8	1	.75	.25	.23	.62
RZ22-10**	100	26-22	.083	#10	1	.75	.25	.23	.62
RAX23*	1000	26-24	.125	# 2	3	.66	.14	.14	.59
RAX43*	1000	26-24	.125	# 4	3	.74	.20	.19	.64
RAX63*	1000	26-24	.125	# 6	3	.84	.25	.22	.72
RAX83*	1000	26-24	.125	# 8	3	.84	.25	.22	.72
RAX103*	1000	26-24	.125	#10	3	.84	.25	.24	.72
RA18-4	100	22-16	.136	# 4	2	.70	.23	.14	.59
RA323	1000	22-16	.136	# 4	2	.70	.23	.14	.59
RA333	1000	22-16	.136	# 6	2	.70	.23	.14	.59
RA18-6	100	22-16	.136	# 6	2	.83	.26	.25	.71
RA853	1000	22-16	.136	# 6	2	.83	.26	.25	.71
RA18-8	100	22-16	.136	# 8	3	.83	.26	.25	.71
RA833	1000	22-16	.136	# 8	3	.83	.26	.25	.71
RA863	1000	22-16	.136	# 8	3	.83	.26	.25	.71
RA18-10	100	22-16	.136	#10	2	.86	.31	.25	.71
RA873	1000	22-16	.136	#10	2	.86	.31	.25	.71
RA18-14	100	22-16	.136	1/4"	3	1.07	.46	.31	.84
RA713	1000	22-16	.136	1/4"	3	1.07	.46	.31	.84
RA18-516	100	22-16	.136	5/16"	3	1.07	.46	.31	.84
RA723	1000	22-16	.136	5/16"	3	1.07	.46	.31	.84
RA18-38	100	22-16	.136	3/8"	3	1.17	.53	.35	.87
RA733	1000	22-16	.136	3/8"	3	1.17	.53	.35	.87
RA18-12	100	22-16	.136	1/2"	3	1.27	.72	.50	.92
RA753	1000	22-16	.136	1/2"	3	1.27	.72	.50	.92
RB14-4	100	18-14	.162	# 4	2 1/2	.72	.26	.14	.59
RB1323	1000	18-14	.162	# 4	2 1/2	.72	.26	.14	.59
RB14-6	100	18-14	.162	# 6	3	.89	.31	.25	.71
RB853	1000	18-14	.162	# 6	3	.89	.31	.25	.71
RB1333	1000	18-14	.162	# 6	3	.74	.26	.14	.59
RB14-8	100	18-14	.162	# 8	3	.89	.31	.25	.71
RB863	1000	18-14	.162	# 8	3	.89	.31	.25	.71
RB14-10	100	18-14	.162	#10	3 1/2	.89	.31	.25	.71
RB873	1000	18-14	.162	#10	3 1/2	.89	.31	.25	.71
RB14-14	100	18-14	.162	1/4"	3 1/2	1.08	.47	.31	.81
RB713	1000	18-14	.162	1/4"	3 1/2	1.08	.47	.31	.81
RB14-516	100	18-14	.162	5/16"	3 1/2	1.08	.47	.31	.84
RB723	1000	18-14	.162	5/16"	3 1/2	1.08	.47	.31	.84
RB14-38	100	18-14	.162	3/8"	3 1/2	1.17	.53	.35	.87
RB733	1000	18-14	.162	3/8"	3 1/2	1.17	.53	.35	.87
RB14-12	100	18-14	.162	1/2"	4	1.25	.72	.50	.90
RB753	1000	18-14	.162	1/2"	4	1.25	.72	.50	.90
RC10-6	50	12-10	.210	# 6	3	1.00	.37	.27	.81
RC333	500	12-10	.210	# 6	3	1.00	.37	.27	.81
RC10-8	50	12-10	.210	# 8	5	1.00	.37	.27	.81
RC863	500	12-10	.210	# 8	5	1.00	.37	.27	.81
RC10-10	50	12-10	.210	#10	5	1.00	.37	.27	.81
RC363	500	12-10	.210	#10	5	1.00	.37	.27	.81
RC10-14	50	12-10	.210	1/4"	6	1.12	.53	.32	.86
RC713	500	12-10	.210	1/4"	6	1.12	.53	.32	.86
RC10-516	50	12-10	.210	5/16"	6	1.21	.53	.31	.94
RC703	500	12-10	.210	5/16"	6	1.21	.53	.31	.94
RC10-38	50	12-10	.210	3/8"	6	1.27	.59	.35	.98
RC733	500	12-10	.210	3/8"	6	1.27	.59	.35	.98
RC10-12	50	12-10	.210	1/2"	6	1.37	.72	.52	1.02
RC753	500	12-10	.210	1/2"	6	1.37	.72	.52	1.02

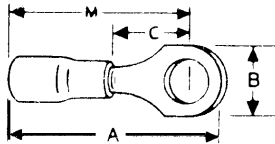
* Not Listed By U.L. CSA

** CSA Listed only

U.L. Listed E9809

Installing tools: WT2000, WT112M, WT145C, WT1455, ERG-2001, ERG-2003, WT145A, WT2130A (RC,RBC)

Installing tool: WT1452 (RZ series only)



Catalog numbers with the suffix X indicate an expanded insulation grip. This means a wider wire entry to accommodate heavy wall insulation. Ring terminals won't fall free even if the mounting screw loosens.

RB stock thickness: .03

RC stock thickness: .04

Nylon Insulated Ring—Expanded Insulation Grip



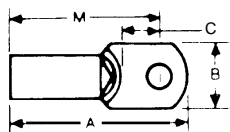
Cat. No.	Pkg. Qty.	Wire Range	Max. Ins.	Bolt Hole	Wt./Lbs. Per 1000	Dimensions			
						A	B	C	M
RB14-4X	100	18-14	.190	#4	4	.80	.26	.14	.67
RB1324	1000	18-14	.190	#4	4	.80	.26	.14	.67
RB14-6X	100	18-14	.190	#6	4	.95	.31	.25	.79
RB854	1000	18-14	.190	#6	4	.95	.31	.25	.79
RB14-8X	100	18-14	.190	#8	5	.95	.31	.25	.79
RB864	1000	18-14	.190	#8	5	.95	.31	.25	.79
RB14-10X	100	18-14	.190	#10	5	.95	.31	.25	.79
RB874	1000	18-14	.190	#10	5	.95	.31	.25	.79
RB14-14X	100	18-14	.190	3/8"	6	1.16	.47	.31	.92
RB714	1000	18-14	.190	1/4"	6	1.16	.47	.31	.92
RB14-516X	100	18-14	.190	5/16"	6	1.16	.47	.31	.92
RB724	1000	18-14	.190	5/16"	6	1.16	.47	.31	.92
RB14-38X	100	18-14	.190	3/8"	6	1.25	.53	.42	.95
RB734	1000	18-14	.190	3/8"	6	1.25	.53	.42	.95
RC10-6X	50	12-10	.250	#6	5	1.10	.37	.27	.91
RC334	500	12-10	.250	#6	5	1.10	.37	.27	.91
RC10-8X	50	12-10	.250	#8	5	1.10	.37	.27	.91
RC864	500	12-10	.250	#8	5	1.10	.37	.27	.91
RC10-10X	50	12-10	.250	#10	5	1.10	.37	.27	.91
RC364	500	12-10	.250	#10	5	1.10	.37	.27	.91
RC10-14X	50	12-10	.250	1/2"	6	1.22	.53	.32	.96
RC714	500	12-10	.250	1/4"	6	1.22	.53	.32	.96
RC10-516X	50	12-10	.250	5/16"	6	1.32	.53	.31	1.05
RC704	500	12-10	.250	5/16"	6	1.32	.53	.31	1.05
RC10-38X	50	12-10	.250	3/8"	6	1.38	.59	.35	1.09
RC734	500	12-10	.250	3/8"	6	1.38	.59	.35	1.09
RC10-12X	50	12-10	.250	1/2"	6	1.48	.72	.52	1.13

U.L. Listed E9809

Installing tools: WT2000, WT112M, WT145C, ERG-2001, ERG-2003, WT145A, WT2130A(RC)

Most standard bulk catalog numbers can be put on Mylar Tape for reel fed applications (i.e. 12050 tool and application dies).

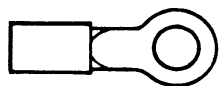
Please put the suffix M for Mylar Tape RA2573M. (Bulk number 1000 and 500 packages.)



RD, RE, RF stock thickness: .04
RG stock thickness: .05

Nylon Insulated Ring

Cat. No.	Pkg. Qty.	Wire Range	Max. Ins.	Bolt Hole	Wt./Lbs. Per 1000	Dimensions			
						A	B	C	M
RD8-10	25	9-8-7	.340	#10	12	1.48	.42	.28	1.29
RD367	200	9-8-7	.340	#10	12	1.48	.42	.28	1.29
RD8-14	25	9-8-7	.340	1/8"	12	1.54	.46	.36	1.32
RD717	200	9-8-7	.340	1/8"	12	1.54	.46	.36	1.32
RD8-516	25	9-8-7	.340	5/16"	12	1.63	.57	.36	1.35
RD727	200	9-8-7	.340	5/16"	12	1.63	.57	.36	1.35
RD8-38	25	9-8-7	.340	3/8"	12	1.63	.57	.36	1.35
RD737	200	9-8-7	.340	3/8"	12	1.63	.57	.36	1.35
RD8-12	25	9-8-7	.310	1/8"	12	1.79	.82	.55	1.39
RD757*	200	9-8-7	.310	1/8"	12	1.79	.82	.55	1.39
RD10161	200	9-8-7AN	.270	#8	12	1.40	.41	.24	1.20
RD10361	200	9-8-7AN	.270	#10	12	1.40	.41	.24	1.20
RD10711	200	9-8-7AN	.270	1/8"	12	1.45	.45	.27	1.22
RD10721	200	9-8-7AN	.270	5/16"	12	1.53	.56	.34	1.25
RD10731	200	9-8-7AN	.270	3/8"	12	1.53	.56	.34	1.25
RE6-10	20	6-5	.420	#10	16	1.65	.49	.28	1.40
RE267	200	6-5	.420	#10	16	1.65	.49	.28	1.40
RE6-14	20	6-5	.420	1/8"	16	1.65	.49	.28	1.40
RE717	200	6-5	.420	1/8"	16	1.65	.49	.28	1.40
RE6-516	20	6-5	.420	5/16"	16	1.76	.61	.34	1.47
RE727	200	6-5	.420	5/16"	16	1.76	.61	.34	1.47
RE6-38	20	6-5	.420	3/8"	16	1.76	.61	.34	1.47
RE737	200	6-5	.420	3/8"	16	1.76	.61	.34	1.47
RE6-12	20	6-5	.395	1/8"	16	1.83	.82	.55	1.43
RE757*	200	6-5	.395	1/8"	16	1.83	.82	.55	1.43
RE10261	200	6-5AN	.315	#10	16	1.55	.49	.24	1.31
RE10711	200	6-5AN	.315	1/8"	16	1.55	.49	.27	1.31
RE10721	200	6-5AN	.315	5/16"	16	1.70	.60	.34	1.40
RE10731	200	6-5AN	.315	3/8"	16	1.70	.60	.34	1.40
RF4-10	15	4-3	.510	#10	21	1.76	.56	.36	1.49
RF267	200	4-3	.510	#10	21	1.76	.56	.36	1.49
RF4-14	15	4-3	.510	1/8"	21	1.76	.56	.36	1.49
RF717	200	4-3	.510	1/8"	21	1.76	.56	.36	1.49
RF4-516	15	4-3	.510	5/16"	21	1.84	.62	.35	1.53
RF727	200	4-3	.510	5/16"	21	1.84	.62	.35	1.53
RF4-38	15	4-3	.510	3/8"	23	1.84	.62	.35	1.53
RF737	200	4-3	.510	3/8"	23	1.84	.62	.35	1.53
RF757*	200	4-3	.500	1/8"	23	1.90	.82	.55	1.49
RF10261	200	4-3AN	.380	#10	26	1.78	.55	.30	1.51
RF10711	200	4-3AN	.380	1/8"	26	1.78	.55	.30	1.51
RF10721	200	4-3AN	.380	5/16"	26	1.80	.62	.34	1.49
RF10731	200	4-3AN	.380	3/8"	26	1.80	.82	.34	1.49
RG2-10	10	2-1	.588	#10	42	2.15	.69	.40	1.83
RG267	100	2-1	.588	#10	42	2.15	.69	.40	1.83
RG2-14	10	2-1	.588	1/8"	42	2.15	.69	.40	1.83
RG717	100	2-1	.588	1/8"	42	2.15	.69	.40	1.83
RG2-516	10	2-1	.588	5/16"	42	2.15	.69	.40	1.83
RG727	100	2-1	.588	5/16"	42	2.15	.69	.40	1.83
RG2-38	10	2-1	.588	3/8"	42	2.15	.69	.40	1.83
RG737	100	2-1	.588	3/8"	42	2.15	.69	.40	1.83
RG2-12	10	2-1	.588	1/8"	42	2.35	.80	.49	1.93
RG757	100	2-1	.588	1/8"	42	2.35	.80	.49	1.93
RG9711	100	2AN	.453	1/8"	48	2.07	.69	.40	1.74
RG9731	100	2AN	.453	3/8"	48	2.07	.69	.40	1.74
RG9751	100	2AN	.453	1/8"	48	2.26	.80	.49	1.84



* Brazed Seam, Lolly-Pop Style Tongue

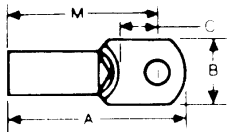
AN-Aircraft Wire
U.L. Listed E9809

Installing tools: TBM6/TBM6S, WT2130A (RD Series only)

Note: Not available on Mylar Tape.



Nylon Insulated Ring—continued



Stock Thickness:

- RH = .05
- RJ = .06
- RK = .06
- RL = .07
- RM = .07

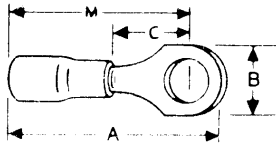
Cat. No.	Pkg. Qty.	Wire Range	Max. Ins.	Bolt Hole	Wt./Lbs. Per 1000	Dimensions			
						A	B	C	M
RH9711	100	1 AN	.500	1/8"	54	2.14	.77	.44	1.81
RH9731	100	1 AN	.500	3/8"	54	2.14	.77	.44	1.81
RH9751	100	1 AN	.500	1/2"	54	2.34	.77	.54	1.90
RJ9711	100	1 / 0 AN	.550	1/8"	80	2.35	.83	.46	1.97
RJ9731	100	1 / 0 AN	.550	3/8"	80	2.35	.83	.46	1.97
RJ9751	100	1 / 0 AN	.550	1/2"	80	2.49	.89	.55	2.04
RH717	100	1 / 0	.629	1/8"	80	2.14	.77	.43	1.81
RH727	100	1 / 0	.629	5/16"	80	2.14	.77	.43	1.81
RH737	100	1 / 0	.629	3/8"	80	2.14	.77	.43	1.81
RH757	100	1 / 0	.629	1/2"	80	2.34	.77	.54	1.90
RK9731	100	2 / 0 AN	.610	3/8"	70	2.52	.93	.55	2.14
RK9751	100	2 / 0 AN	.610	1/2"	70	2.60	.93	.55	2.15
RJ717	100	2 / 0	.675	1/8"	80	2.34	.83	.46	1.96
RJ727	100	2 / 0	.675	5/16"	80	2.34	.83	.46	1.96
RJ737	100	2 / 0	.675	3/8"	80	2.34	.83	.46	1.96
RJ757	100	2 / 0	.675	1/2"	80	2.48	.89	.54	2.03
RL9731	100	3 / 0 AN	.680	3/8"	120	2.83	1.04	.57	2.36
RL9751	100	3 / 0 AN	.680	1/2"	120	2.83	1.04	.57	2.36
RK717	100	3 / 0	.765	1/8"	84	2.60	.93	.54	2.21
RK727	100	3 / 0	.765	5/16"	84	2.60	.93	.54	2.21
RK737	100	3 / 0	.765	3/8"	84	2.60	.93	.54	2.21
RM9731	100	4 / 0 AN	.750	3/8"	160	3.00	1.13	.66	2.51
RM9751	100	4 / 0 AN	.750	1/2"	160	3.00	1.13	.66	2.51
RL737	100	4 / 0	.785	3/8"	130	2.83	1.04	.57	2.35
RL757	100	4 / 0	.785	1/2"	130	2.83	1.04	.57	2.35
RM737	100	250MCM	.868	3/8"	130	3.00	1.13	.65	2.51
RM747	100	250MCM	.868	7/16"	130	3.00	1.13	.65	2.51
RM757	100	250MCM	.868	1/2"	130	3.00	1.13	.65	2.51

A N—Aircraft Wire

U.L. Listed E9809

Installing tools: TBM6/TBM6S, WT2130A (RD Series only)

Note: Not available on Mylar Tape.



These ring terminals are self-insulated with heat shrinkable nylon and internally coated sealant. Upon completed installation, a fully sealed connection is achieved to protect the joint against the degrading effects of galvanic action, corrosion, and environmental exposure.

RAS & RBS stock thickness: .03
RCS stock thickness: .04

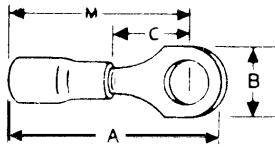
Heat Shrinkable Ring Terminals—Expanded Insulation Support

Cat. No.	Pkg. Qty.	Wire Range	Max. Ins.	Bolt Hole	Wt./Lbs. Per 1000	Dimensions			
						A	B	C	M
RAS18-6X	100	22-18	.170	#6	2	1.23	.25	.27	1.10
RAS18-8X	100	22-18	.170	#8	3	1.26	.31	.27	1.10
RAS18-10X	100	22-18	.170	#10	2	1.26	.31	.27	1.10
RBS14-6X	100	16-14	.200	#6	3	1.23	.25	.27	1.10
RBS14-8X	100	16-14	.200	#8	3	1.23	.25	.27	1.10
RBS14-10X	100	16-14	.200	#10	3 ¹ / ₂	1.26	.31	.27	1.10
RCS10-6X	50	12-10	.250	#6	3	1.34	.31	.27	1.15
RCS10-8X	50	12-10	.250	#8	5	1.34	.37	.27	1.15
RCS10-10X	50	12-10	.250	#10	5	1.34	.37	.27	1.15
RCS10-14X	50	12-10	.250	1 ¹ / ₄ "	6	1.34	.49	.32	1.15

U.L. Listed E9809
Installing tool: WT1255
Note: Not available on Mylar Tape.



Vinyl Insulated Ring—Insulation Support



These ring terminals are self-insulated with a PVC insulation sleeve of extra length to give protection and relieve bending stress at wire's flex point. Brazed seam barrel is serrated to obtain high pull-out value. Terminal is made of high conductivity electrolytic copper, electro-tin plated. Insulation material is color-coded:

Color Code	Wire Range
red	22-16
blue	18-14
yellow	12-10

Stock Thickness:

RA & RB	= .03
RC	= .04

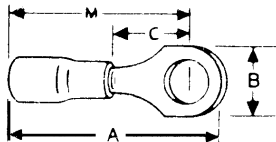
Cat. No.	Pkg. Qty.	Wire Range	Max. Ins.	Bolt Hole	Wt./Lbs. Per 1000	Dimensions			
						A	B	C	M
18RA-4	100	22-16	.150	# 4	3	.97	.31	.27	.81
RA77	1000	22-16	.150	# 4	3	.97	.31	.27	.81
18RA-6	100	22-16	.150	# 6	3	.94	.25	.27	.81
RA857	1000	22-16	.150	# 6	3	.94	.25	.27	.81
18RA-8	100	22-16	.150	# 8	3	.97	.31	.27	.81
RA867	1000	22-16	.150	# 8	3	.97	.31	.27	.81
18RA-10	100	22-16	.150	# 10	3	.97	.31	.27	.81
RA877	1000	22-16	.150	# 10	3	.97	.31	.27	.81
18RA-14	100	22-16	.150	1/8"	4	1.13	.50	.37	.88
RA717	1000	22-16	.150	1/8"	4	1.13	.50	.37	.88
18RA-516	100	22-16	.150	5/16"	4	1.13	.50	.37	.88
RA727	1000	22-16	.150	5/16"	4	1.13	.50	.37	.88
18RA-38	100	22-16	.150	3/8"	4	1.24	.54	.37	.91
RA737	1000	22-16	.150	3/8"	4	1.24	.54	.37	.91
14RB-4	100	18-14	.170	# 4	3	.94	.25	.27	.81
RB1327	1000	18-14	.170	# 4	3	.94	.25	.27	.81
14RB-6	100	18-14	.170	# 6	3	.97	.31	.27	.81
RB857	1000	18-14	.170	# 6	3	.97	.31	.27	.81
14RB-8	100	18-14	.170	# 8	3	.97	.31	.27	.81
RB867	1000	18-14	.170	# 8	3	.97	.31	.27	.81
14RB-10	100	18-14	.170	# 10	3	.97	.31	.27	.81
RB877	1000	18-14	.170	# 10	3	.97	.31	.27	.81
14RB-14	100	18-14	.170	1/8"	4	1.14	.50	.38	.89
RB717	1000	18-14	.170	1/8"	4	1.14	.50	.38	.89
14RB-516	100	18-14	.170	5/16"	4	1.15	.50	.38	.89
RB727	1000	18-14	.170	5/16"	4	1.15	.50	.38	.89
14RB-38	100	18-14	.170	3/8"	4	1.16	.54	.38	.91
RB-737	1000	18-14	.170	3/8"	4	1.16	.54	.38	.91
10RC-6	50	12-10	.210	# 6	5	1.06	.31	.27	.90
RC337	500	12-10	.210	# 6	5	1.06	.31	.27	.90
10RC-8	50	12-10	.210	# 8	5	1.06	.31	.27	.90
RC777	500	12-10	.210	# 8	5	1.06	.31	.27	.90
10RC-10	50	12-10	.210	# 10	5	1.06	.31	.27	.90
RC367	500	12-10	.210	# 10	5	1.06	.31	.27	.90
10RC-14	50	12-10	.210	1/8"	6	1.16	.50	.27	.90
RC717	500	12-10	.210	1/8"	6	1.16	.50	.27	.90
10RC-516	50	12-10	.210	5/16"	6	1.17	.50	.37	.92
RC707	500	12-10	.210	5/16"	6	1.17	.50	.37	.92
10RC-38	50	12-10	.210	3/8"	6	1.29	.59	.44	.99
RC737	500	12-10	.210	3/8"	6	1.29	.59	.44	.99

U.L. Listed E9809

Installing tools: WT145C, WT2000, WT112M, ERG-2001, ERG-2003, WT2130A (RC, RBC)

Most standard bulk catalog numbers can be put on Mylar Tape for reel fed applications (i.e. 12050 tool and application dies).

Please put the suffix M for Mylar Tape RA2573M. (Bulk number 1000 and 500 packages.)



Catalog numbers with the suffix X indicate an expanded insulation support. This means a wider wire entry to accommodate heavy wall insulation. Ring terminals won't fall free even if the mounting screw loosens.

Stock Thickness:

RA & RB = .03
RC = .04

Vinyl Insulated Ring—Expanded Insulation Support



Cat. No.	Pkg. Qty.	Wire Range	Max. Ins.	Bolt Hole	Wt./Lbs. Per 1000	Dimensions			
						A	B	C	M
18RA-6X	100	22-16	.170	# 6	3	.97	.31	.27	.81
18RA-8X	100	22-16	.170	# 8	3	.97	.31	.27	.81
RA867-170	1000	22-16	.170	# 8	3	.97	.31	.27	.81
18RA-10X	100	22-16	.170	# 10	3	.97	.31	.27	.81
RA877-170	1000	22-16	.170	# 10	3	.97	.31	.27	.81
18RA-14X	100	22-16	.170	1/4"	4	1.13	.50	.37	.88
RA727-170	1000	22-16	.170	5/16"	4	1.13	.50	.37	.88
18RA-38X	100	22-16	.170	3/8"	4	1.24	.54	.35	.91
14RB-4X	100	18-14	.200	# 4	3	.94	.25	.27	.81
14RB-6X	100	18-14	.200	# 6	3	.97	.31	.27	.81
RB857-200	1000	18-14	.200	# 6	3	.97	.31	.27	.81
14RB-8X	100	18-14	.200	# 8	3	.97	.31	.27	.81
RB867-200	1000	18-14	.200	# 8	3	.97	.31	.27	.81
14RB-10X	100	18-14	.200	# 10	3	.97	.31	.27	.81
RB877-200	1000	18-14	.200	# 10	3	.97	.31	.27	.81
14RB-14X	100	18-14	.200	1/4"	4	1.14	.50	.38	.89
RB717-200	1000	18-14	.200	1/4"	4	1.14	.50	.38	.89
14RB-516X	100	18-14	.200	5/16"	4	1.15	.50	.38	.89
14RB-38X	100	18-14	.200	3/8"	4	1.16	.54	.35	.91
10RC-6X	50	12-10	.250	# 6	5	1.06	.31	.27	.90
RC337-250	500	12-10	.250	# 6	5	1.06	.31	.27	.90
10RC-8X	50	12-10	.250	# 8	5	1.06	.31	.27	.90
RC777-250	500	12-10	.250	# 8	5	1.06	.31	.27	.90
10RC-10X	50	12-10	.250	# 10	5	1.06	.31	.27	.90
RC367-250	500	12-10	.250	# 10	5	1.06	.31	.27	.90
10RC-14X	50	12-10	.250	1/4"	6	1.16	.50	.27	.90
RC717-250	500	12-10	.250	1/4"	6	1.16	.50	.27	.90
10RC-516X	50	12-10	.250	5/16"	6	1.17	.50	.37	.92
10RC-38X	50	12-10	.250	3/8"	6	1.29	.59	.44	.99
RC737-250	500	12-10	.250	3/8"	6	1.29	.59	.44	.99

U.L. Listed E9809

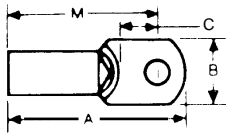
Installing tools: WT145C, WT2000, WT112M, ERG-2001, ERG-2003, WT2130A (RC, RBC)

Most standard bulk catalog numbers can be put on Mylar Tape for reel fed applications (i.e. 12050 tool and application dies).

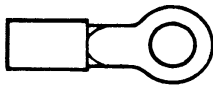
Please put the suffix M for Mylar Tape RA2573M. (Bulk number 1000 and 500 packages.)



Vinyl Insulated Ring



Stock Thickness: .04



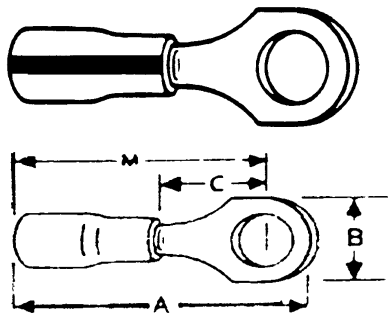
* Brazed Seam, Lolly-Pop Style Tongue

Cat. No.	Stud Size	Max. Ins. Dia.	Wire Range	Dimensions			
				A	B	C	M
Series RDV—Aircraft Wire AN							
RDV10161	# 8	.270	9, 8, 7	1.40	.41	.24	1.20
RDV10361	# 10	.270	9, 8, 7	1.40	.41	.24	1.20
RDV10711	$\frac{1}{4}$ "	.270	9, 8, 7	1.45	.45	.27	1.22

Note: Not available on Mylar Tape.

NEW

RD and RE sizes now available with a U.L. 94V-0 Vinyl Insulator



Stock Thickness:
 RAT & RBT = .03
 RCT = .04

Package Quantities:
 RAT & RBT = 1000 pcs.
 RCT = 500 pcs.

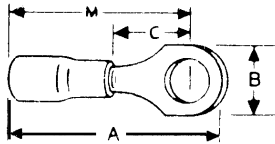
Tefzel Insulated Ring—Insulation Grip

Cat. No.	Stud Size	Max. Ins. Dia.	Wire Range	Dimensions			
				A	B	C	M
Series RAT—For U.L. 94V-O Flamability Rating/High Temperature and Chemical Resistance.							
RAT853	# 6	.140	22-18	.81	.25	.25	.69
RAT863	# 8	.140	22-18	.84	.31	.25	.69
RAT873	# 10	.140	22-18	.84	.31	.25	.69
RAT713	3/8"	.140	22-18	1.07	.46	.31	.84
Series RBT							
RBT853	# 6	.170	16-14	.84	.31	.25	.69
RBT863	# 8	.170	16-14	.84	.31	.25	.69
RBT873	# 10	.170	16-14	.84	.31	.25	.69
RBT713	3/8"	.170	16-14	1.08	.46	.31	.81
Series RCT							
RCT333	# 6	.210	12-10	1.00	.37	.27	.81
RCT863	# 8	.210	12-10	1.00	.37	.27	.81
RCT363	# 10	.210	12-10	1.00	.37	.27	.81
RCT713	3/8"	.210	12-10	1.11	.52	.32	.85
RCT703	5/16"	.210	12-10	1.23	.52	.31	.96
RCT733**	3/8"	.210	12-10	1.29	.58	.35	1.00

** Not available on tape.
 U.L. Listed E9809
 Installing Tools: ERG2001, WT112M, WT145C.

Most standard bulk catalog numbers can be put on Mylar Tape for reel fed applications (i.e. 12050 tool and application dies).

Please put the suffix M for Mylar Tape RA2573M. (Bulk number 1000 and 500 packages.)



These non-insulated ring terminals are made of electrolytic copper for high conductivity. They can be installed with crimping tools having a single indenter or double indenter (recommended for solid wire). Serrated barrel increases grip on wire. Wire range identification is stamped on the tongue of each terminal.

Most standard bulk catalog numbers can be put on Mylar Tape for reel fed applications (i.e. 12050 tool and applicator dies). Consult tech service.

Please put the suffix M for Mylar Tape RA2573M.

(Bulk number 1000 and 500 packages.)

Stock Thickness:

A & B = .03

BC = .05

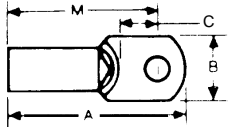
C = .04

Non-Insulated Ring

Cat. No.	Pkg. Qty.	Wire Range	Bolt Hole	Wt./Lbs. Per 1000	Dimensions			
					A	B	C	M
A18-4	100	22-16	# 4	2	.75	.31	.27	.59
A18-6	100	22-16	# 6	2	.72	.25	.27	.59
A85	1000	22-16	# 6	2	.72	.25	.27	.59
A18-8	100	22-16	# 8	2	.75	.31	.27	.59
A86	1000	22-16	# 8	2	.75	.31	.27	.59
A18-10	100	22-16	# 10	2	.75	.31	.27	.59
A87	1000	22-16	# 10	2	.75	.31	.27	.59
A18-14	100	22-16	1/8"	3	.92	.50	.37	.67
A71	1000	22-16	1/8"	3	.92	.50	.37	.67
A72	1000	22-16	5/16"	3	.92	.50	.37	.67
A73	1000	22-16	3/8"	3	.99	.54	.35	.67
A18-12	100	22-16	1/4"	3	1.06	.72	.38	.70
A75	1000	22-16	1/4"	3	1.06	.72	.38	.70
B14-4	100	18-14	# 4	2	.72	.25	.27	.59
B132	1000	18-14	# 4	2	.72	.25	.27	.59
B14-6	100	18-14	# 6	2	.75	.31	.27	.59
B133	1000	18-14	# 6	2	.75	.31	.27	.59
B14-8	100	18-14	# 8	3	.75	.31	.27	.59
B86	1000	18-14	# 8	3	.75	.31	.27	.59
B14-10	100	18-14	# 10	3	.75	.31	.27	.59
B87	1000	18-14	# 10	3	.75	.31	.27	.59
B14-14	100	18-14	1/8"	6	.93	.50	.38	.68
B71	1000	18-14	1/8"	6	.93	.50	.38	.68
B14-516	100	18-14	5/16"	6	.93	.50	.38	.68
B72	1000	18-14	5/16"	6	.93	.50	.38	.68
B14-38	100	18-14	3/8"	6	.96	.54	.35	.68
B73	1000	18-14	3/8"	6	.96	.54	.35	.68
B14-12	100	18-14	1/4"	6	1.06	.72	.38	.70
B75	1000	18-14	1/4"	6	1.06	.72	.38	.70
B85	1000	18-14	# 6	6	.75	.31	.27	.59
B134	1000	18-14	# 8	6	.72	.25	.27	.59
BC14-6	50	heavy duty 16-14	# 6	4	.81	.25	.29	.68
BC85	500	use C tooling	# 6	4	.81	.25	.29	.68
BC14-8	50	heavy duty 16-14	# 8	4	.87	.39	.29	.68
BC86	500	use C tooling	# 8	4	.87	.39	.29	.68
BC14-10	50	heavy duty 16-14	# 10	5	.87	.39	.29	.68
BC87	500	use C tooling	# 10	5	.87	.39	.29	.68
BC14-14	50	heavy duty 16-14	1/8"	5	.93	.51	.29	.68
BC71	500	use C tooling	1/8"	5	.93	.51	.29	.68
BC14-516	50	heavy duty 16-14	5/16"	6	1.04	.54	.38	.77
BC72	500	use C tooling	5/16"	6	1.04	.54	.38	.77
BC14-38	50	heavy duty 16-14	3/8"	6	1.09	.63	.38	.77
BC79	500	use C tooling	3/8"	6	1.09	.63	.38	.77
BC14-12	50	heavy duty 16-14	1/4"	6	1.32	.76	.54	.94
BC75	500	use C tooling	1/4"	6	1.32	.76	.54	.94
C10-6	50	12-10	# 6	4	.82	.31	.27	.66
C33	500	12-10	# 6	4	.82	.31	.27	.66
C10-8	50	12-10	# 8	5	.82	.31	.27	.66
C77	500	12-10	# 8	5	.82	.31	.27	.66
C10-10	50	12-10	# 10	5	.85	.38	.27	.66
C26	500	12-10	# 10	5	.85	.38	.27	.66
C36	1000	12-10	# 10	7	.82	.31	.27	.66
C10-14	50	12-10	1/8"	7	.91	.50	.27	.66
C71	500	12-10	1/8"	7	.91	.50	.27	.66
C10-516	50	12-10	5/16"	8	.98	.50	.38	.73
C70	500	12-10	5/16"	8	.98	.50	.38	.73
C72	1000	12-10	5/16"	7	1.10	.59	.45	.80
C10-38	50	12-10	3/8"	7	1.10	.59	.45	.80
C73	500	12-10	3/8"	7	1.10	.59	.45	.80
C10-12	50	12-10	1/4"	7	1.21	.72	.38	.84
C75	500	12-10	1/4"	7	1.21	.72	.38	.84

U.L. Listed E9809

Installing tools: WT111M, WT112M, WT110M, ERG-2002, WT1300, WT2000, WT3155A



These non-insulated ring terminals are made of electrolytic copper for high conductivity. They can be installed with crimping tools having a single indenter or double indenter (recommended for solid wire). Serrated barrel increases grip on wire. Wire range identification is stamped on the tongue of each terminal.

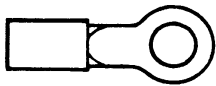
Stock Thickness:

D & E = .06

F = .07

D10, E10, F10 = .04

D975 & F975 = .04



* Brazed Seam, Lolly-Pop Style Tongue

Non-Insulated Ring

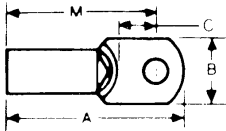


Cat. No.	Pkg. Qty.	Wire Range	Bolt Hole	Wt./Lbs. Per 1000	Dimensions			
					A	B	C	M
D8-10	25	9-8-7	#10	1.6	1.13	.48	.36	.90
D26*	200	9-8-7	#10	1.6	1.13	.48	.36	.90
D8-14	25	9-8-7	1/4"	1.4	1.13	.48	.36	.90
D71*	200	9-8-7	1/4"	1.4	1.13	.48	.36	.90
D8-516	25	9-8-7	5/16"	1.6	1.32	.59	.49	1.03
D72*	200	9-8-7	5/16"	1.6	1.32	.59	.49	1.03
D8-38	25	9-8-7	3/8"	1.4	1.32	.59	.49	1.03
D73*	200	9-8-7	3/8"	1.4	1.32	.59	.49	1.03
D8-12	25	9-8-7	1/2"	1.4	1.49	.82	.55	1.09
D75*	200	9-8-7	1/2"	1.4	1.49	.82	.55	1.09
D10161	200	9-8-7	#8	1.2	1.15	.41	.28	.95
D10361	200	9-8-7	#10	1.2	1.15	.41	.28	.95
D10711	200	9-8-7	1/4"	1.2	1.20	.45	.36	.97
D10721	200	9-8-7	5/16"	1.2	1.28	.56	.36	1.00
D10731	200	9-8-7	3/8"	1.2	1.28	.56	.36	1.00
D975*	200	9-8-7	1/2"	1.2	1.46	.83	.49	1.06
E6-10	20	6-5	#10	1.7	1.13	.48	.36	.90
E26*	200	6-5	#10	1.7	1.13	.48	.36	.90
E6-14	20	6-5	1/4"	2.0	1.13	.48	.36	.90
E71*	200	6-5	1/4"	2.0	1.13	.48	.36	.90
E6-516	20	6-5	5/16"	2.0	1.32	.60	.49	1.03
E72*	200	6-5	5/16"	2.0	1.32	.60	.49	1.03
E6-38	20	6-5	3/8"	2.0	1.32	.60	.49	1.03
E73*	200	6-5	3/8"	2.0	1.32	.60	.49	1.03
E6-12	20	6-5	1/2"	2.0	1.49	.82	.55	1.08
E75*	200	6-5	1/2"	2.0	1.49	.82	.55	1.08
E10261	200	6-5	#10	1.4	1.26	.49	.24	1.02
E10711	200	6-5	1/4"	1.4	1.26	.49	.27	.99
E10721	200	6-5	5/16"	1.4	1.38	.60	.34	1.04
E10731	200	6-5	3/8"	1.4	1.38	.60	.34	1.04
F4-10	20	4-3	#10	2.4	1.16	.48	.36	.93
F26*	200	4-3	#10	2.4	1.16	.48	.36	.93
F4-14	20	4-3	1/4"	2.5	1.16	.48	.36	.93
F71*	200	4-3	1/4"	2.5	1.16	.48	.36	.93
F4-516	20	4-3	5/16"	2.5	1.35	.60	.49	1.06
F72*	200	4-3	5/16"	2.5	1.35	.60	.49	1.06
F4-38	20	4-3	3/8"	2.5	1.35	.60	.49	1.06
F73*	200	4-3	3/8"	2.5	1.35	.60	.49	1.06
F4-12	20	4-3	1/2"	2.5	1.52	.82	.55	1.11
F75*	200	4-3	1/2"	2.5	1.52	.82	.55	1.11
F10261	100	4-3	#10	2.0	1.37	.55	.30	1.07
F10711	100	4-3	1/4"	2.0	1.37	.55	.30	1.07
F10721	100	4-3	5/16"	2.0	1.42	.62	.34	1.08
F10731	100	4-3	3/8"	2.0	1.42	.62	.34	1.08
F975*	200	4-3	1/2"	2.0	1.49	.83	.45	1.10

Installing tools: WT115A D, E, F and G, WT3155A, (D-Series only), TBM6/TBM6S, WT3175

Installing dies: 11802 INDENTOR (D-E-F-G), D-11803-NEST, E-11805-NEST, F-11806-NEST (all ordered separately)

Note: Not available on Mylar Tape.



These non-insulated ring terminals are made of electrolytic copper for high conductivity. They can be installed with crimping tools having a single indenter or double indenter (recommended for solid wire). Serrated barrel increases grip on wire. Wire range identification is stamped on the tongue of each terminal.

Stock Thickness:

G & H = .05

J & K = .06

L & M = .07

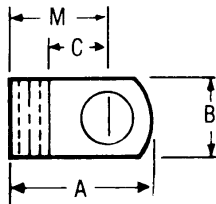
Non-Insulated Ring

Cat. No.	Pkg. Qty.	Wire Range	Bolt Hole	Wt./Lbs. Per 1000	Dimensions			
					A	B	C	M
G2-14	10	2-1	1/8"	50	1.59	.69	.40	1.26
G2-516	10	2-1	5/16"	50	1.59	.69	.40	1.26
G2-38	10	2-1	3/8"	50	1.59	.69	.40	1.26
G2-12	10	2-1	1/2"	50	1.79	.80	.49	1.36
H10-14	10	1/0	1/8"	50	1.65	.77	.43	1.32
J20-38	10	2/0	3/8"	70	1.84	.83	.46	1.46
K30-38	5	3/0	3/8"	82	2.08	.93	.54	1.69
L40-38	5	4/0	3/8"	100	2.25	1.04	.57	1.77
M250-38	5	250MCM	3/8"	135	2.40	1.12	.65	1.91
G926	100	1-2	#10	40	1.59	.69	.40	1.26
G971	100	1-2	1/8"	40	1.59	.69	.40	1.26
G972	100	1-2	5/16"	40	1.59	.69	.40	1.26
G973	100	1-2	3/8"	40	1.59	.69	.40	1.26
G975	100	1-2	1/2"	40	1.79	.80	.49	1.36
G976	100	1-2	5/8"	40	1.79	.80	.49	1.36
H971	100	1AN-1/0	1/8"	50	1.65	.77	.43	1.32
H972	100	1AN-1/0	5/16"	50	1.65	.77	.43	1.32
H973	100	1AN-1/0	3/8"	50	1.65	.77	.43	1.32
H975	100	1AN-1/0	1/2"	50	1.85	.77	.54	1.41
H976	100	1AN-1/0	5/8"	50	1.85	.77	.54	1.41
J971	100	1/0AN-2/0	1/8"	60	1.94	.84	.48	1.53
J972	100	1/0AN-2/0	5/16"	60	1.94	.84	.48	1.53
J973	100	1/0AN-2/0	3/8"	60	1.99	.84	.53	1.58
J974	100	1/0AN-2/0	7/16"	60	1.99	.89	.51	1.56
J975	100	1/0AN-2/0	1/2"	60	1.99	.89	.51	1.56
J976	100	1/0AN-2/0	5/8"	60	1.99	.89	.51	1.56
K971	100	2/0AN-3/0	1/8"	76	2.08	.93	.54	1.69
K972	100	2/0AN-3/0	5/16"	76	2.08	.93	.54	1.69
K973	100	2/0AN-3/0	3/8"	76	2.08	.93	.54	1.69
K974	100	2/0AN-3/0	7/16"	76	2.08	.93	.54	1.70
K975	100	2/0AN-3/0	1/2"	76	2.08	.93	.54	1.70
K976	100	2/0AN-3/0	5/8"	76	2.08	.93	.54	1.70
L973	100	3/0AN-4/0	3/8"	92	2.25	1.04	.57	1.77
L974	100	3/0AN-4/0	7/16"	92	2.25	1.04	.57	1.77
L975	100	3/0AN-4/0	1/2"	92	2.25	1.04	.57	1.77
L976	100	3/0AN-4/0	5/8"	92	2.25	1.04	.57	1.77
M972	100	4/0AN-250MCM	5/16"	112	2.28	1.12	.62	1.90
M973	100	4/0AN-250MCM	3/8"	112	2.40	1.12	.65	1.91
M974	100	4/0AN-250MCM	7/16"	112	2.40	1.12	.65	1.91
M975	100	4/0AN-250MCM	1/2"	112	2.40	1.12	.65	1.91

AN—Aircraft Wire

Installing tools: TEM6/TEM6S, WT3175 (G, H, J Series only)

Note: Not available on Mylar Tape.



Flag terminals allow a 90° connection to the terminal block without bending the wire.

Stock Thickness:

- AB = .03
- C = .04
- D = .06
- E = .06
- F = .07
- G = .08



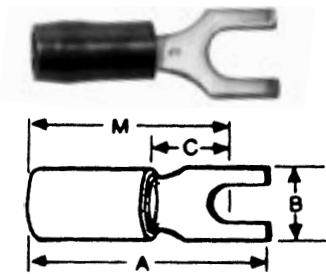
Non-Insulated Flag

Cat. No.	Pkg. Qty.	Wire Range	Bolt Hole	Wt./Lbs. Per 1000	Dimensions			
					A	B	C	M
AB14-6A	100	22-14	#6	2 1/2	.55	.31	.22	.39
AB51	1000	22-14	#6	2 1/2	.55	.31	.22	.39
AB14-8A	100	22-14	#8	2 1/2	.55	.31	.22	.39
AB52	1000	22-14	#8	2 1/2	.55	.31	.22	.39
AB14-10A	100	22-14	#10	2 1/2	.55	.31	.22	.39
AB53	1000	22-14	#10	2 1/2	.55	.31	.22	.39
C51	500	12-10	#6	5	.66	.31	.25	.48
C10-8A	50	12-10	#8	5	.66	.31	.25	.48
C52	500	12-10	#8	5	.66	.31	.25	.48
C10-10A	50	12-10	#10	5	.66	.31	.25	.48
C53	500	12-10	#10	5	.66	.31	.25	.48
D236	200	9,8,7	#10	—	.83	.50	.25	.59
D226	200	9,8,7	#10	—	.88	.50	.29	.64
D271	200	9,8,7	1/4"	—	.92	.50	.33	.68
E226	200	6,5	#10	—	.93	.50	.29	.69
E271	200	6,5	1/4"	—	.97	.50	.33	.73
E272	200	6,5	5/16"	—	1.05	.50	.41	.81
F226	200	4,3	#10	—	1.07	.56	.33	.80
F271	200	4,3	1/4"	—	1.10	.63	.33	.80
F272	200	4,3	5/16"	—	1.18	.63	.41	.88
F273	200	4,3	3/8"	—	1.20	.63	.43	.90
G671	100	2	1/4"	—	1.20	.63	.33	.89
G672	100	2	5/16"	—	1.28	.63	.41	.97
G673	100	2	3/8"	—	1.32	.63	.46	1.02

U.L. Listed E9809

Installing tools: WT119, ERG-2004, WT129 = D, E, F, G

Note: Not available on Mylar Tape.



Fork terminals with nylon insulation sleeves, recommended for temperatures up to 105°C. Inner bronze insulation grip sleeve lengthens flex radius of conductor and eliminates conductor creep. Nylon jacket is color-coded.

Stock thickness same as ring terminal of same size.

Nylon Insulated Fork—Insulation Grip

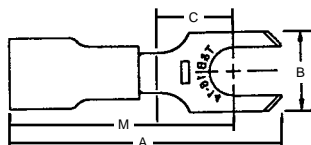
Cat. No.	Pkg. Qty.	Wire Range	Max. Ins.	Bolt Hole	Wt./Lbs. Per 1000	Dimensions			
						A	B	C	M
RA18-6F	100	22-16	.136	# 6	3	.83	.25	.25	.71
RA1103	1000	22-16	.136	# 6	3	.83	.25	.25	.71
RA18-8F	100	22-16	.136	# 8	3	.86	.31	.25	.71
RA1123	1000	22-16	.136	# 8	3	.86	.31	.25	.71
RA18-10F	100	22-16	.136	# 10	3	.86	.31	.25	.71
RA1153	1000	22-16	.136	# 10	3	.86	.31	.25	.71
RA18-14F	100	22-16	.136	1/4"	4	.95	.44	.31	.70
RA1163	1000	22-16	.136	1/4"	4	.95	.44	.31	.70
RB14-6F	100	18-14	.162	# 6	3 1/2	.87	.31	.25	.71
RB1113	1000	18-14	.162	# 6	3 1/2	.87	.31	.25	.71
RB14-8F	100	18-14	.162	# 8	3 1/2	.87	.31	.25	.71
RB1123	1000	18-14	.162	# 8	3 1/2	.87	.31	.25	.71
RB14-10F	100	18-14	.162	# 10	4	.87	.38	.25	.71
RB1153	1000	18-14	.162	# 10	4	.87	.38	.25	.71
RB14-14F	100	18-14	.162	1/4"	4	.95	.44	.28	.74
RB1163	1000	18-14	.162	1/4"	4	.95	.44	.28	.74
RB1103	1000	18-14	.162	# 6	6	.74	.28	.16	.60
RB1124	1000	18-14	.190	# 8	6	.95	.31	.25	.79
RB1154	1000	18-14	.190	# 10	6	.95	.31	.25	.79
RC10-6F	50	12-10	.210	# 6	6	.97	.31	.27	.81
RC1113	500	12-10	.210	# 6	6	.97	.31	.27	.81
RC10-8F	50	12-10	.210	# 8	6	1.00	.37	.27	.81
RC1123	500	12-10	.210	# 8	6	1.00	.37	.27	.81
RC10-10F	50	12-10	.210	# 10	6	1.00	.37	.27	.81
RC1153	500	12-10	.210	# 10	6	1.00	.37	.27	.81
RC10-14F	50	12-10	.210	1/4"	6	1.12	.50	.27	.86
RC1163	500	12-10	.210	1/4"	6	1.12	.50	.27	.86
RC1124	1000	12-10	.250	# 8	6	1.10	.37	.27	.91
RC1154	1000	12-10	.250	# 10	6	1.10	.37	.27	.91

U.L. Listed E9809

Installing tools: WT145C, WT2000, WT112M, ERG-2001, ERG-2003, WT145A, WT2130A (RC)


Most standard bulk catalog numbers can be put on Mylar Tape for reel fed applications (i.e. 12050 tool and application dies).

Please put the suffix M for Mylar Tape RA2573M. (Bulk number 1000 and 500 packages.)



Fork terminals allow easy installation because screw needs only to be loosened. Suffix **S** indicates a flanged-tongue fork with turned up tips for extra holding protection.

Stock thickness same as ring terminal of same size.



turned up toes

Nylon Insulated Fork Flanged Tongue—Insulation Grip

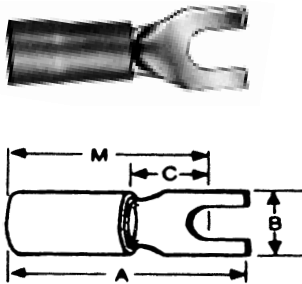
Cat. No.	Pkg. Qty.	Wire Range	Max. Ins.	Bolt Hole	Wt./Lbs. Per 1000	Dimensions			
						A	B	C	M
RA18-6FS	100	22-16	.136	#6	3	.75	.28	.16	.62
RA1203	1000	22-16	.136	#6	3	.75	.28	.16	.62
RA18-8FS	100	22-16	.136	#8	3	.89	.31	.23	.65
RA1223	1000	22-16	.136	#8	3	.89	.31	.23	.65
RA18-10FS	100	22-16	.136	#10	3	.93	.38	.26	.68
RA1253	1000	22-16	.136	#10	3	.93	.38	.26	.68
RB14-6FS	100	18-14	.162	#6	4	.74	.28	.16	.60
RB1203	1000	18-14	.162	#6	4	.74	.28	.16	.60
RB14-8FS	100	18-14	.162	#8	4	.89	.31	.23	.66
RB1223	1000	18-14	.162	#8	4	.89	.31	.23	.66
RB14-10FS	100	18-14	.162	#10	4	.94	.38	.27	.69
RB1253	1000	18-14	.162	#10	4	.94	.38	.27	.69
RC10-8FS	50	12-10	.210	#8	5	.97	.34	.23	.73
RC1223	500	12-10	.210	#8	5	.97	.34	.23	.73
RC10-10FS	50	12-10	.210	#10	5	1.00	.38	.26	.74
RC1253	500	12-10	.210	#10	5	1.00	.38	.26	.74
RC1254	1000	12-10	.250	#10	5	1.12	.38	.26	.86

U.L. Listed E9809

Installing tools: WT145C, WT2000, WT112M, ERG-2001, ERG-2003, WT145A, WT2130A (RC)

Most standard bulk catalog numbers can be put on Mylar Tape for reel fed applications (i.e. 12050 tool and application dies).

Please put the suffix M for Mylar Tape RA2573M. (Bulk number 1000 and 500 packages.)



These fork terminals have extra-long PVC insulation sleeve for protection and stress relief at wire's flex point. Brazed seam barrel is serrated for high pull-out value. Terminal is high conductivity electrolytic copper, electro-tin plated. Insulation is color-coded.

Stock thickness same as ring terminal of same size.

Vinyl Insulated Fork—Insulation Support

Cat. No.	Pkg. Qty.	Wire Range	Max. Ins.	Bolt Hole	Wt./Lbs. Per 1000	Dimensions			
						A	B	C	M
18RA-6F	100	22-16	.150	#6	5	.94	.25	.27	.81
RA1167	1000	22-16	.150	#6	5	.94	.25	.27	.81
18RA-8F	100	22-16	.150	#8	5	.97	.31	.27	.81
RA1147	1000	22-16	.150	#8	5	.97	.31	.27	.81
18RA-10F	100	22-16	.150	#10	5	.97	.31	.27	.81
RA1157	1000	22-16	.150	#10	5	.97	.31	.27	.81
14RB-6F	100	18-14	.170	#6	6	.97	.31	.27	.81
RB647	1000	18-14	.170	#6	6	.97	.31	.27	.81
14RB-6FS[†]	100	18-14	.170	#6	6	.89	.30	.25	.75
14RB-8F	100	18-14	.170	#8	6	.97	.31	.27	.81
RB657	1000	18-14	.170	#8	6	.97	.31	.27	.81
14RB-10F	100	18-14	.170	#10	6	.97	.31	.27	.81
RB1157	1000	18-14	.170	#10	6	.97	.31	.27	.81
14RB-14F	100	18-14	.170	3/4"	6	1.11	.44	.38	.89
RB1717	1000	18-14	.170	3/4"	6	1.11	.44	.38	.89
10RC-6F	50	12-10	.210	#6	7	1.09	.38	.27	.90
RC1337	500	12-10	.210	#6	7	1.09	.38	.27	.90
10RC-8F	50	12-10	.210	#8	7	1.09	.38	.27	.90
RC1147	500	12-10	.210	#8	7	1.09	.38	.27	.90
10RC-10F	50	12-10	.210	#10	7	1.09	.38	.27	.90
RC1157	500	12-10	.210	#10	7	1.09	.38	.27	.90
10RC-14F	50	12-10	.210	3/4"	7	1.15	.50	.37	.90
RC1167	500	12-10	.210	3/4"	7	1.15	.50	.37	.90

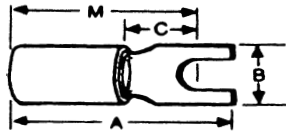
U.L. Listed E9809

Installing tools: WT145C, WT2000, WT112M, ERG-2001, ERG-2003, WT2130A (RC)

[†] Turned-up toes

Most standard bulk catalog numbers can be put on Mylar Tape for reel fed applications (i.e. 12050 tool and application dies).

Please put the suffix M for Mylar Tape RA2573M. (Bulk number 1000 and 500 packages.)



Fork terminals allow easy installation since the mounting screw does not have to be completely removed. Catalog numbers with the suffix X indicate an expanded insulation support. This means a wider wire entry to accommodate heavy wall insulation.

Stock thickness same as ring terminal of same size.

Vinyl Insulation Fork—Expanded Insulation Support



Cat. No.	Pkg. Qty.	Wire Range	Max. Ins.	Bolt Hole	Wt./Lbs. Per 1000	Dimensions			
						A	B	C	M
18RA-6FX	100	22-16	.170	# 6	5	.94	.25	.27	.81
RA1167-170	1000	22-16	.170	# 6	5	.94	.25	.27	.81
18RA-8FX	100	22-16	.170	# 8	5	.97	.31	.27	.81
RA1147-170	1000	22-16	.170	# 8	5	.97	.31	.27	.81
18RA-10FX	100	22-16	.170	#10	5	.97	.31	.27	.81
RA1157-170	1000	22-16	.170	#10	5	.97	.31	.27	.81
14RB-6FX	100	18-14	.200	# 6	6	.97	.31	.27	.81
RB647-200	1000	18-14	.200	# 6	6	.97	.31	.27	.81
14RB-8FX	100	18-14	.200	# 8	6	.97	.31	.27	.81
RB657-200	1000	18-14	.200	# 8	6	.97	.31	.27	.81
14RB-10FX	100	18-14	.200	#10	6	.97	.31	.27	.81
RB1157-200	1000	18-14	.200	#10	6	.97	.31	.27	.81
10RC-8FX	50	12-10	.250	# 8	7	1.09	.38	.27	.90
RC1147-250	500	12-10	.250	# 8	7	1.09	.38	.27	.90
10RC-10FX	50	12-10	.250	#10	7	1.09	.38	.27	.90
RC1157-250	500	12-10	.250	#10	7	1.09	.38	.27	.90
10RC-14FX	50	12-10	.250	1/4"	7	1.15	.50	.37	.90

U.L. Listed E9809

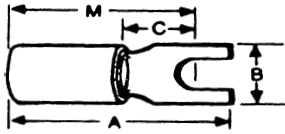
Installing tools: WT145C, WT2000, WT112M, ERG2001, ERG2003, WT2130A (RC)

Most standard bulk catalog numbers can be put on Mylar Tape for reel fed applications (i.e. 12050 tool and application dies).

Please put the suffix M for Mylar Tape RA2573M. (Bulk number 1000 and 500 packages.)




Non-Insulated Fork



These non-insulated fork terminals are made of electrolytic copper for high conductivity. They can be installed with crimping tools having a single indenter or double indenter (recommended for solid wire). Serrated barrel increase grip on wire. Wire range identification is stamped on the tongue of each terminal.

Catalog numbers with the suffix S indicate a flanged-tongue fork with turned-up tips for extra holding protection in the event the mounting screw loosens.

Stock thickness same as ring terminal of same size.



turned up toes

size.

Cat. No.	Pkg. Qty.	Wire Range	Bolt Hole	Wt./Lbs. Per 1000	Dimensions			
					A	B	C	M
A18-6F	100	22-16	#6	4	.72	.25	.27	.59
A116	1000	22-16	#6	4	.72	.25	.27	.59
A18-8F	100	22-16	#8	4	.75	.31	.27	.59
A114	1000	22-16	#8	4	.75	.31	.27	.59
A18-10F	100	22-16	#10	4	.75	.31	.27	.59
A115	1000	22-16	#10	4	.75	.31	.27	.59
B14-6F	100	18-14	#6	6	.75	.31	.27	.59
B64	1000	18-14	#6	6	.75	.31	.27	.59
B19[†]	1000	18-14	#6	6	.66	.25	.13	.50
B14-8F	100	18-14	#8	6	.75	.31	.27	.59
B65	1000	18-14	#8	6	.75	.31	.27	.59
B14-10F	100	18-14	#10	6	.75	.31	.27	.59
B115	1000	18-14	#10	6	.75	.31	.27	.59
B14-14F	100	18-14	3/4"	6	.90	.44	.38	.68
C10-6F	50	12-10	#6	7	.77	.31	.27	.63
C133	500	12-10	#6	7	.77	.31	.27	.63
C10-8F	50	12-10	#10	7	.82	.38	.27	.63
C114	500	12-10	#10	7	.82	.38	.27	.63
C10-10F	50	12-10	#10	7	.82	.38	.27	.63
C115	500	12-10	#10	7	.82	.38	.27	.63
C10-14F	50	12-10	3/4"	7	.98	.50	.37	.73
C116	50	12-10	3/4"	7	1.15	.50	.37	.90

U.L. Listed E9809

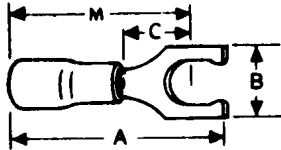
Installing tools: WT111C, WT112M, WT110M, WT2000, ERG2002, ERG2003, WT1300, WT3155A

[†] Turned-up toes

Most standard bulk catalog numbers can be put on Mylar Tape for reel fed applications (i.e. 12050 tool and application dies).

Please put the suffix M for Mylar Tape RA2573M. (Bulk number 1000 and 500 packages.)

Locking fork terminals have a specially designed tongue that lets them go on like a fork and stay on like a ring.



Stock thickness same as ring terminal of same size.

Nylon Insulated Locking Fork—Insulation Grip

Cat. No.	Pkg. Qty.	Wire Range	Max. Ins.	Bolt Hole	Wt./Lbs. Per 1000	Dimensions			
						A	B	C	M
RA18-6FL	100	22-16	.136	#6	5	.86	.25	.25	.71
RA2213	1000	22-16	.136	#6	5	.86	.25	.25	.71
RA18-8FL	100	22-16	.136	#8	5	.86	.29	.25	.71
RA2243	1000	22-16	.136	#8	5	.86	.29	.25	.71
RA18-10FL	100	22-16	.136	#10	5	.86	.29	.25	.71
RA2253	1000	22-16	.136	#10	5	.86	.29	.25	.71
RB14-6FL	100	18-14	.162	#6	6	.87	.25	.25	.71
RB2213	1000	18-14	.162	#6	6	.87	.25	.25	.71
RB2214	1000	18-14	.190	#6	6	.95	.25	.25	.79
RB14-8FL	100	18-14	.162	#8	6	.87	.29	.25	.71
RB2233	1000	18-14	.162	#8	6	.87	.29	.25	.71
RB14-10FL	100	18-14	.162	#10	6	.87	.29	.25	.71
RB2253	1000	18-14	.162	#10	6	.87	.29	.25	.71
RB2254	1000		.190	#10	6	.95	.29	.25	.71
RC10-6FL	50	12-10	.210	#6	8	.97	.31	.27	.81
RC2203	500	12-10	.210	#6	8	.97	.31	.27	.81
RC2204	1000	12-10	.250	#6	8	1.07	.31	.27	.91
RC10-8FL	50	12-10	.210	#8	8	1.00	.37	.27	.81
RC2213	500	12-10	.210	#8	8	1.00	.37	.27	.81
RC10-10FL	50	12-10	.210	#10	8	1.00	.37	.27	.81
RC2223	500	12-10	.210	#10	8	1.00	.37	.27	.81
RC2224	1000	12-10	.250	#10		1.10	.37	.27	.91
RC10-14FL	50	12-10	.210	1/4"	8	1.12	.50	.32	.86
RC2233	500	12-10	.210	1/4"	8	1.12	.50	.32	.86

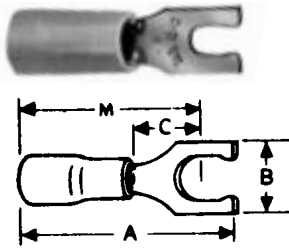
U.L. Listed E9809

U.S. Pat. 3,590,387

Installing tools: ERG-2001, ERG-2003, WT145C, WT2000, WT112M, WT145A, WT2130A (RC)

Most standard bulk catalog numbers can be put on Mylar Tape for reel fed applications (i.e. 12050 tool and application dies).

Please put the suffix M for Mylar Tape RA2573M. (Bulk number 1000 and 500 packages.)



Stock thickness same as ring terminal of same size.

Vinyl Insulated Locking Fork—Insulation Support



Cat. No.	Pkg. Qty.	Wire Range	Max. Ins.	Bolt Hole	Wt./Lbs. Per 1000	Dimensions			
						A	B	C	M
18RA-6FL	1 00	22-16	.150	# 6	5	.97	.25	.25	.81
RA2217	1 000	22-16	.150	# 6	5	.97	.25	.25	.81
RA2227	1 000	22-16	.155	# 6	5	.97	.29	—	.81
18RA-8FL	1 00	22-16	.150	# 8	5	.97	.29	.25	.81
RA2247	1 000	22-16	.150	# 8	5	.97	.29	.25	.81
18RA-10FL	1 00	22-16	.150	#10	5	.97	.29	.25	.81
RA2257	1 000	22-16	.150	#10	5	.97	.29	.25	.81
14RB-6FL	1 00	18-14	.170	# 6	6	.97	.25	.27	.81
RB2207	1 000	18-14	.170	# 6	6	.97	.25	.27	.81
RB2217	1 000	18-14	.170	# 6	6	.97	.29	.27	.81
14RB-8FL	1 00	18-14	.170	# 8	6	.97	.29	.27	.81
RB2237	1 000	18-14	.170	# 8	6	.97	.29	.27	.81
14RB-10FL	1 00	18-14	.170	#10	6	.97	.29	.27	.81
RB2257	1 000	18-14	.170	#10	6	.97	.29	.27	.81
10RC-6FL	5 0	12-10	.220	# 6	8	1.09	.31	.27	.90
RC2207	5 00	12-10	.220	# 6	8	1.09	.31	.27	.90
10RC-8FL	5 0	12-10	.220	# 8	8	1.09	.37	.27	.90
RC2217	5 00	12-10	.220	# 8	8	1.09	.37	.27	.90
10RC-10FL	5 0	12-10	.220	#10	8	1.09	.37	.27	.90
RC2227	5 00	12-10	.220	#10	8	1.09	.37	.27	.90
10RC-14FL	5 0	12-10	.220	1/4"	8	1.09	.49	.27	.90
RC2237	5 00	12-10	.220	3/4"	8	1.09	.49	.27	.90

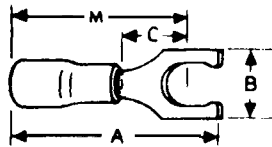
U.L. Listed E9809

U.S. Pat. 3,590,387

Installing tools: ERG-2001, ERG-2003, WT145C, WT2000, WT112M

Most standard bulk catalog numbers can be put on Mylar Tape for reel fed applications (i.e. 12050 tool and application dies).

Please put the suffix M for Mylar Tape RA2573M. (Bulk number 1000 and 500 packages.)



Stock thickness same as ring terminal of same size.



Vinyl Insulated Locking Fork—Expanded Insulation Support

Cat. No.	Pkg. Qty.	Wire Range	Max. Ins.	Bolt Hole	Wt./Lbs. Per 1000	Dimensions			
						A	B	C	M
18RA-6FLX	100	22-16	.170	#6	5	.97	.25	.25	.81
18RA-8FLX	100	22-16	.170	#8	5	.97	.29	.25	.81
18RA-10FLX	100	22-16	.170	#10	5	.97	.29	.25	.81
RA2257-170	1000	22-16	.170	#10	5	.97	.29	.25	.81
14RB-6FLX	100	18-14	.200	#6	6	.97	.31	.27	.81
RB2207-200	1000	18-14	.200	#6	6	.97	.31	.27	.81
RB2217-200	1000	18-14	.200	#6	6	.97	.29	.27	.81
14RB-8FLX	100	18-14	.200	#8	6	.97	.31	.27	.81
RB2237-200	1000	18-14	.200	#8	6	.97	.31	.27	.81
14RB-10FLX	100	18-14	.200	#10	6	.97	.31	.27	.81
RB2257-200	1000	18-14	.200	#10	6	.97	.31	.27	.81
10RC-6FLX	50	12-10	.250	#6	8	1.07	.31	.27	.91
RC2207-250	500	12-10	.250	#6	8	1.07	.31	.27	.91
10RC-8FLX	50	12-10	.250	#8	8	1.10	.37	.27	.91
10RC-10FLX	50	12-10	.250	#10	8	1.10	.37	.27	.91
RC2227-250	500	12-10	.250	#10	8	1.10	.37	.27	.91
10RC-14FLX	50	12-10	.250	1/4"	8	1.22	.50	.32	.96

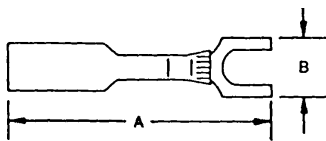
U.L. Listed E9809

U.S. Pat. 3,590,387

Installing tools: ERG-2001, ERG-2003, WT145C, WT2000, WT112M

Most standard bulk catalog numbers can be put on Mylar Tape for reel fed applications (i.e. 12050 tool and application dies).

Please put the suffix M for Mylar Tape RA2573M. (Bulk number 1000 and 500 packages.)



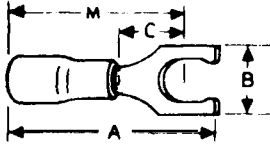
Heat Shrinkable Locking Fork Terminals—Expanded Insulation Support

Cat. No.	Pkg. Qty.	Wire Range	Max. Ins.	Bolt Hole	Wt./Lbs. Per 1000	Dimensions	
						A	B
RAS18-6FLX	100	22-18	.170	#6	5	1.350	.25
RAS18-8FLX	100	22-18	.170	#8	5	1.350	.29
RAS18-10FLX	100	22-18	.170	#10	5	1.350	.29
RBS14-6FLX	100	16-14	.200	#6	6	1.350	.25
RBS14-8FLX	100	16-14	.200	#8	6	1.350	.29
RBS14-10FLX	100	16-14	.200	#10	6	1.350	.29
RCS10-6FLX	50	12-10	.250	#6	8	1.350	.31
RCS10-8FLX	50	12-10	.250	#8	8	1.350	.37
RCS10-10FLX	50	12-10	.250	#10	8	1.350	.37
RCS10-14FLX	50	12-10	.250	1/4"	8	1.350	.49

U.L. Listed E9809

Installing tool: WT1255

Note: Heat Shrinkable terminals not available on Mylar Tape.



Stock thickness same as ring terminal of same size.

Non-Insulated Locking Fork

Cat. No.	Pkg. Qty.	Wire Range	Bolt Hole	Wt./Lbs. Per 1000	Dimensions			
					A	B	C	M
A18-6FL	100	22-16	#6	4 ³ / ₄	.75	.25	.27	.59
A221	1000	22-16	#6	4 ³ / ₄	.75	.25	.27	.59
A18-8FL	100	22-16	#8	4 ³ / ₄	.75	.29	.27	.59
A224	1000	22-16	#8	4 ³ / ₄	.75	.29	.27	.59
A18-10FL	100	22-16	#10	4 ³ / ₄	.75	.29	.27	.59
A225	1000	22-16	#10	4 ³ / ₄	.75	.29	.27	.59
B14-6FL	100	18-14	#6	4 ³ / ₄	.75	.25	.27	.59
B220	1000	18-14	#6	4 ³ / ₄	.75	.25	.27	.59
B14-8FL	100	18-14	#8	4 ³ / ₄	.75	.29	.27	.59
B223	1000	18-14	#8	4 ³ / ₄	.75	.29	.27	.59
B14-10FL	100	18-14	#10	4 ³ / ₄	.75	.29	.27	.59
B225	1000	18-14	#10	4 ³ / ₄	.75	.29	.27	.59
C10-6FL	50	12-10	#6	7 ³ / ₄	.85	.31	.27	.66
C220	500	12-10	#6	7 ³ / ₄	.85	.31	.27	.66
C10-8FL	50	12-10	#8	7 ³ / ₄	.85	.37	.27	.66
C221	500	12-10	#8	7 ³ / ₄	.85	.37	.27	.66
C10-10FL	50	12-10	#10	7 ³ / ₄	.85	.37	.27	.66
C222-TB	500	12-10	#10	7 ³ / ₄	.85	.37	.27	.66
C10-14FL	50	12-10	1/4"	7 ³ / ₄	.85	.49	.27	.66

U.L. Listed E9809

U.S. Pat. 3,590,387

Installing tools: WT110M, WT111M, WT112M, WT2000, ERG-2002, WT1300, WT3155A (B&C)

Most standard bulk catalog numbers can be put on Mylar Tape for reel fed applications (i.e. 12050 tool and application dies).

Please put the suffix M for Mylar Tape RA2573M. (Bulk number 1000 and 500 packages.)

Heat Shrinkable

These ring terminals, butt splices and disconnects are self-insulated with heat shrinkable nylon and internally coated sealant. Upon

completed installation, a fully sealed connection is achieved to protect the joint against the degrading effects of galvanic action, corrosion, and environmen-



Heat Shrinkable-Ring Terminals—Expanded Insulation Support

Cat. No.	Pkg. Qty.	Wire Range	Max. Ins.	Bolt Hole	Wt./Lbs. Per 1000
RAS18-6X	100	22-18	.170	# 6	2
RAS18-8X	100	22-18	.170	# 8	3
RAS18-10X	100	22-18	.170	#10	2
RBS14-6X	100	16-14	.200	# 6	3
RBS14-8X	100	16-14	.200	# 8	3
RBS14-10X	100	16-14	.200	#10	3
RCS10-6X	50	12-10	.250	# 6	3
RCS10-8X	50	12-10	.250	# 8	5
RCS10-10X	50	12-10	.250	#10	5
RCS10-14X	50	12-10	.250	1/4"	6

Installing tool: WT1255
See previous pages for dimensional information.



Heat Shrinkable-Locking Fork Terminals—Expanded Insulation Support



Cat. No.	Pkg. Qty.	Wire Range	Max. Ins.	Bolt Hole	Wt./Lbs. Per 1000
RAS18-6FLX	100	22-18	.170	# 6	5
RAS18-8FLX	100	22-18	.170	# 8	5
RAS18-10FLX	100	22-18	.170	#10	5
RBS14-6FLX	100	16-14	.200	# 6	6
RBS14-8FLX	100	16-14	.200	# 8	6
RBS14-10FLX	100	16-14	.200	#10	6
RCS10-6FLX	50	12-10	.250	# 6	8
RCS10-8FLX	50	12-10	.250	# 8	8
RCS10-10FLX	50	12-10	.250	#10	8
RCS10-14FLX	50	12-10	.250	1/4"	8

Installing tool: WT1255
Note: Not available on Mylar Tape.