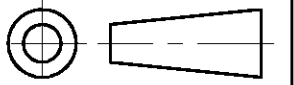


DO NOT SCALE

DIMENSIONS IN mm

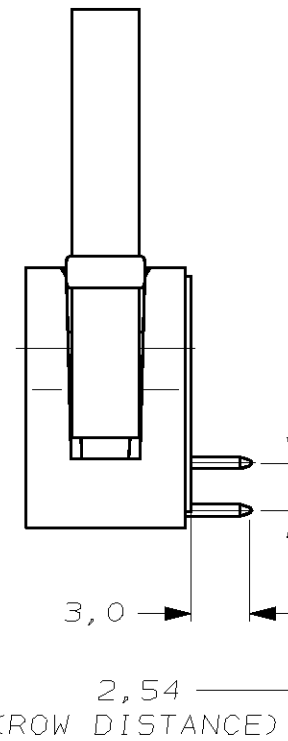
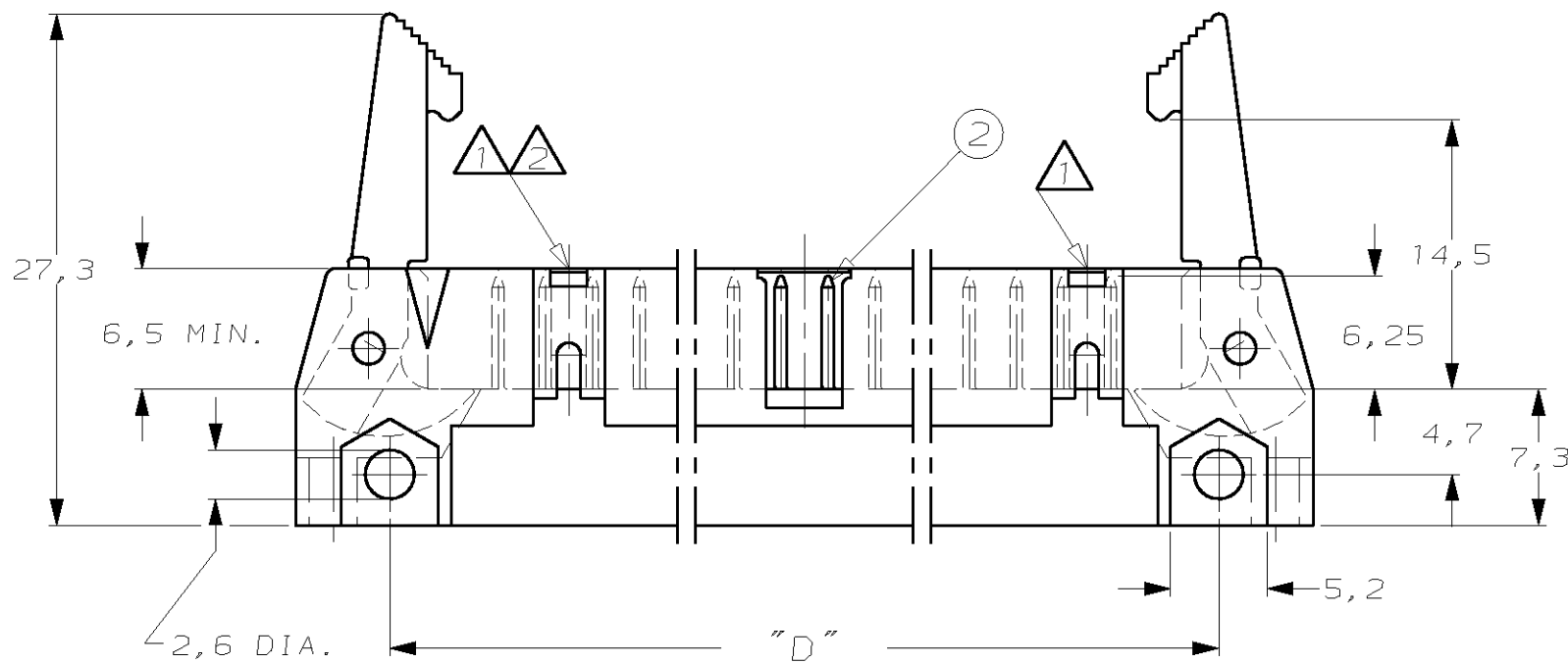
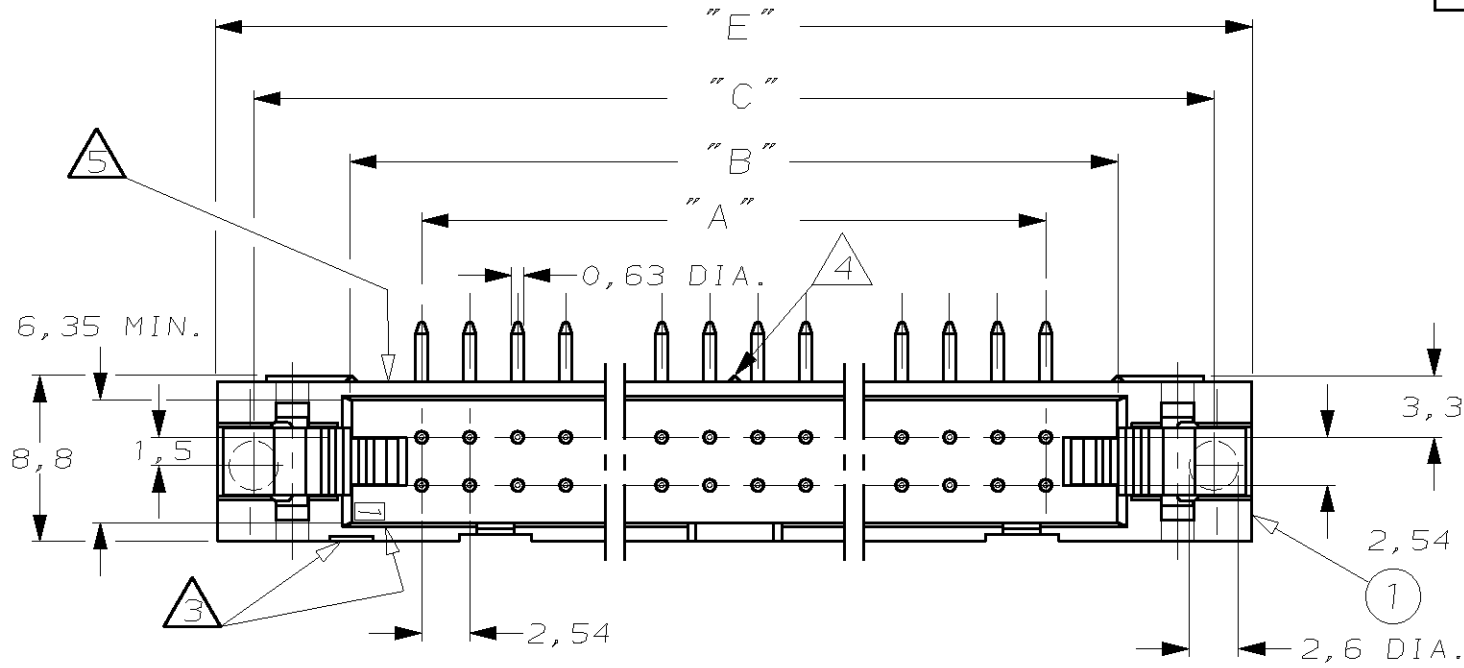
METRIC

THIRD ANGLE  
PROJECTION

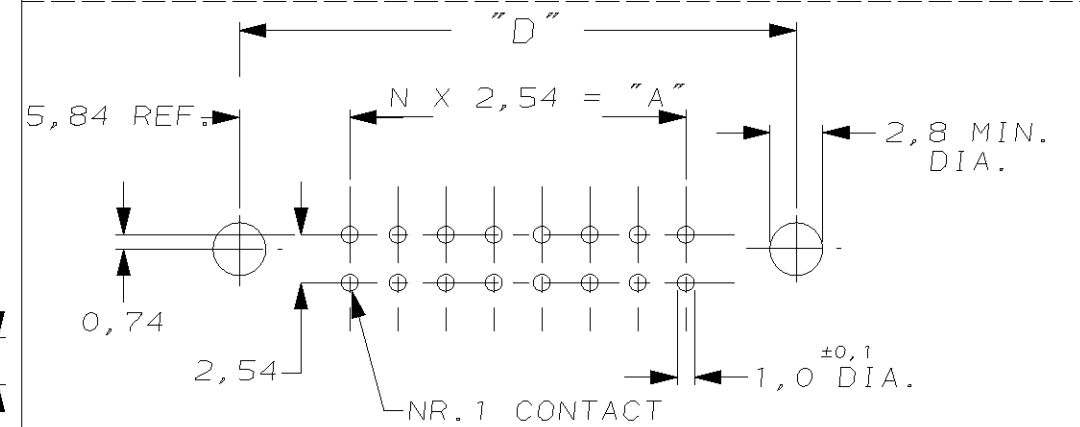


NOTES

- ① SNAP-IN POLARIZERS PN. 927636-2 OR 927637-2 CAN BE APPLIED.
- ② THERE IS NO WINDOW FOR SNAP-IN POLARIZERS AT THIS END IN 10 AND 14 POS. HEADERS.
- ③ INDICATION OF FIRST POSITION.
- ④ THERE IS NO CENTER STAND-OFF IN 10-26 POS. HEADERS.
- ⑤ PARTNUMBER AND PROD.-DATE ON SUITABLE SURFACE X-828 586-X DD.MM.YY



RECOMMENDED PCB-HOLE PATTERN



② PIN-CONTACT	BRASS	MATING SIDE: 0,8µm AU OR 0,8µm AMP DURAGOLD®/ OVER 1,27µm NI SOLDER SIDE: MIN. 3,0µm SN OVER 1,27µm NI
① HOUSING	GLASSFILLED POLYESTER	GREY

DIM. "E"	DIM. "D"	DIM. "C"	DIM. "B"	DIM. "A"	NR. OF POSITIONS	PARTNUMBER
100,6	90,4	96,5	86,4	78,7	64	6-828586-4
95,5	85,3	91,4	81,3	73,7	60	6-828586-0
82,8	72,6	78,7	68,6	61,0	50	5-828586-0
70,1	59,9	66,0	55,9	48,3	40	4-828586-0
62,5	52,3	58,4	48,3	40,6	34	3-828586-4
52,3	42,2	48,3	38,1	30,5	26	2-828586-6
44,7	34,5	40,6	30,5	22,9	20	2-828586-0
39,6	29,5	35,6	25,4	17,8	16	1-828586-6
37,1	26,9	33,0	22,9	15,2	14	1-828586-4
32,0	21,8	27,9	17,8	10,2	10	1-828586-0

COMPONENT NAME	MATERIAL	PLATING/COLOUR
② PIN-CONTACT	BRASS	MATING SIDE: 0,8µm AU OR 0,8µm AMP DURAGOLD®/ OVER 1,27µm NI SOLDER SIDE: MIN. 3,0µm SN OVER 1,27µm NI
① HOUSING	GLASSFILLED POLYESTER	GREY

**CUSTOMER DRAWING** FOR REFERENCE ONLY WILL NOT BE UPDATED

© COPYRIGHT 19- BY AMP HOLLAND B.V.  
ALL INTERNATIONAL RIGHTS RESERVED. AMP PRODUCTS MAY BE COVERED BY U.S. AND FOREIGN AND/OR PATENTS PENDING.  
THIS DRAWING IS UNPUBLISHED  
RELEASED FOR PUBLICATION - ,19 -

**AMP** AMP HOLLAND B.V.  
's-Hertogenbosch,  
The Netherlands.

NAME  
AMP-LATCH HEADER 90° VERSION  
WITH LATCHES

DR.:	J.v.LIEMPT	CHK.:	R.VERSTIJNEN	APP.:	L.v.50EST	DWG.No.	C-828586	LOC.	AI A3	SHEET	1 OF 1	REV.LTR.	A1
DATE:	29-11-93	DATE:	-	DATE:	-								