

# LARGE ALUMINUM ELECTROLYTIC CAPACITORS

## HC Snap-in Terminal Type, Standard Series

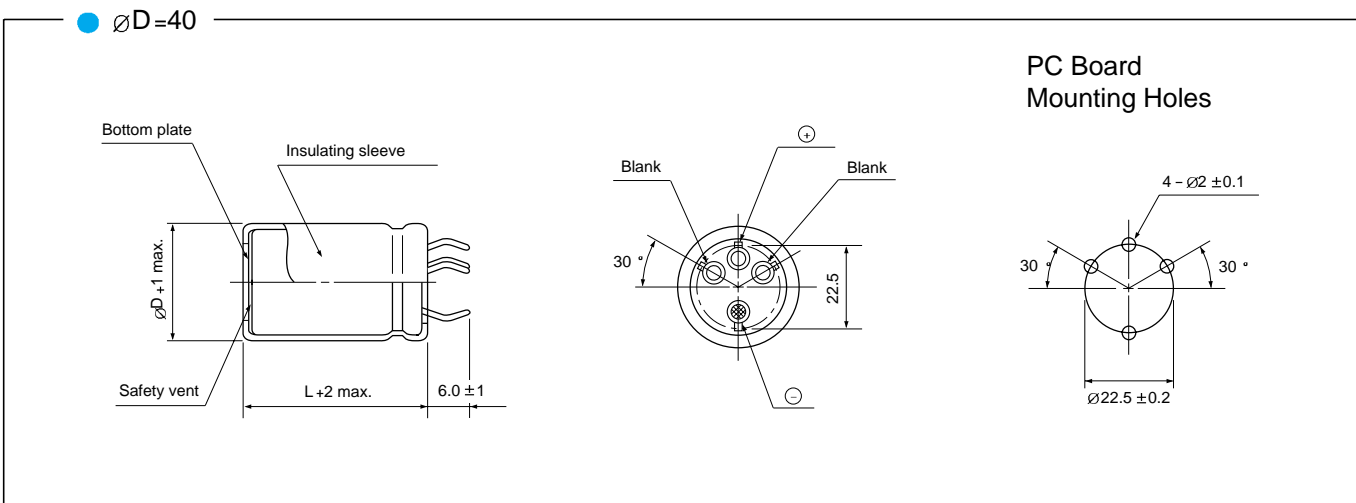
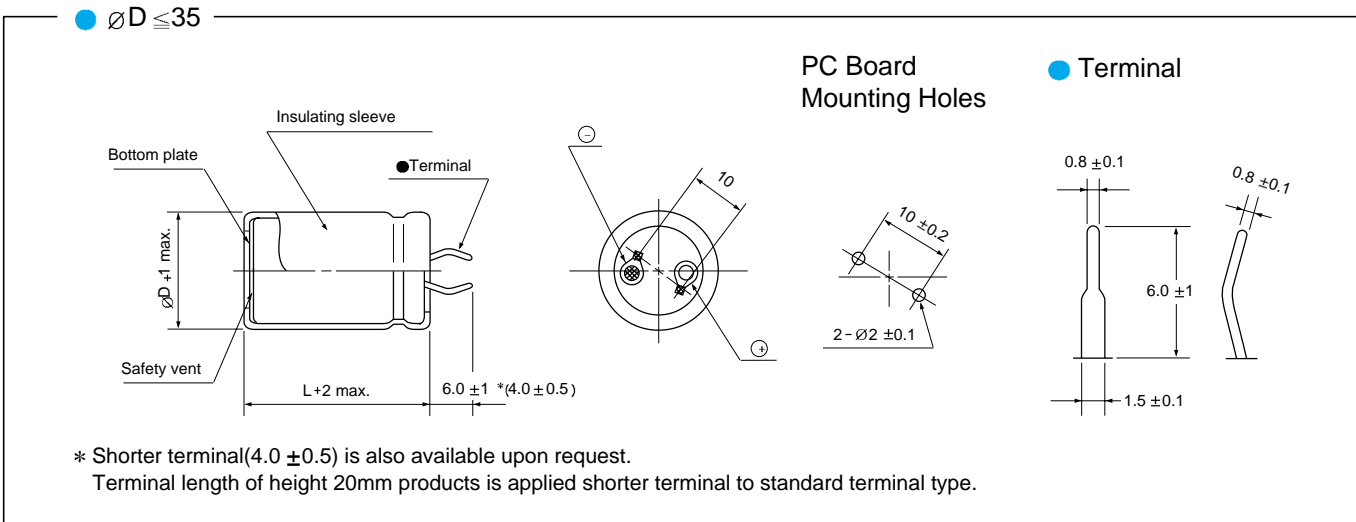
- Standard snap-in terminal type
- Extended Voltage range of 6.3~500V  
(For 500WV products, apply only FL series, high ripple use)
- Including height 20mm products, low profile sized  
(Voltage range of 160~450V)



Item	Characteristics								
Operating temperature range	WV ≤ 350 : -40 ~ +85 °C, WV > 350 : -25 ~ +85 °C								
Capacitance tolerance	±20% at 120Hz, 20 °C								
Leakage current max.	$I = 3\sqrt{CV}$ (μA) (after 5 minutes)								
Dissipation factor max. (at 120Hz, 20 °C)	Capacitance > 1000 μF : tan δ increases by 0.01 for each 1000 μF from below value.								
	WV	6.3	10	16, 25	35	50, 63	80, 100	160~400	450,500
	tan δ	0.45	0.40	0.35	0.30	0.25	0.20	0.15	0.20
Load life (after application of the rated voltage for 2000 hours at 85 °C)	Leakage current				Less than specified value				
	Capacitance change				Within ±20% of initial value				
	tan δ				Less than 200% of specified value				
Shelf life (after leaving capacitors under no load at 85 °C for 1000 hours)	Leakage current				Less than specified value				
	Capacitance change				Within ±15% of initial value				
	tan δ				Less than 150% of specified value				

### ● DRAWING

Unit : mm



# LARGE ALUMINUM ELECTROLYTIC CAPACITORS



**HC** series

● DIMENSIONS & MAXIMUM PERMISSIBLE RIPPLE CURRENT

WV μF / ØD	6.3					10					16				
	22	25.4	30	35	40	22	25.4	30	35	40	22	25.4	30	35	40
10000											22 × 25 3.32				
12000						22 × 25 3.31					22 × 30 3.55	25.4 × 25 3.89			
15000	22 × 25 3.39					22 × 30 3.82	25.4 × 25 3.39				22 × 35 4.29	25.4 × 30 4.45	30 × 25 4.56		
18000	22 × 30 3.85	25.4 × 25 3.96				22 × 35 4.28	25.4 × 25 4.17				22 × 40 4.77	25.4 × 35 4.96	30 × 30 5.10		
22000	22 × 35 4.34	25.4 × 25 4.22				22 × 40 4.79	25.4 × 30 4.71	30 × 25 4.83			22 × 50 5.51	25.4 × 40 5.51	30 × 30 5.39		
27000	22 × 40 4.85	25.4 × 30 4.77	30 × 25 4.89			22 × 45 5.30	25.4 × 35 5.26	30 × 30 5.41				25.4 × 45 6.06	30 × 35 5.98	35 × 25 5.80	
33000	22 × 45 5.36	25.4 × 35 5.32	30 × 30 5.47			22 × 50 5.82	25.4 × 40 5.81	30 × 30 5.69	35 × 25 5.81				30 × 40 6.56	35 × 30 6.41	
39000	22 × 50 5.83	25.4 × 40 5.82	30 × 30 5.70	35 × 25 5.82			25.4 × 45 6.31	30 × 35 6.22	35 × 30 6.38				30 × 45 7.08	35 × 35 6.96	
47000		25.4 × 45 6.35	30 × 35 6.26	35 × 30 6.41			25.4 × 50 6.83	30 × 40 6.78	35 × 30 6.62				30 × 50 7.62	35 × 40 7.54	
56000		25.4 × 50 6.85	30 × 40 6.80	35 × 30 6.64				30 × 45 7.31	35 × 35 7.18					35 × 45 8.08	40 × 40 8.23
68000			30 × 45 7.35	35 × 35 7.23					35 × 40 7.76					35 × 50 8.63	40 × 50 9.13
100000				35 × 45 8.34	40 × 40 8.49					40 × 50 9.35					40 × 60 10.2

WV μF / ØD	25					35					50				
	22	25.4	30	35	40	22	25.4	30	35	40	22	25.4	30	35	40
3300											22 × 30 2.97	25.4 × 25 3.06			
4700						22 × 30 3.06	25.4 × 25 2.98				22 × 40 3.83	25.4 × 35 3.98	30 × 25 3.86	35 × 25 4.19	
5600	22 × 25 2.65					22 × 35 3.28	25.4 × 30 3.39				22 × 45 4.26	25.4 × 40 4.44	30 × 30 4.35	35 × 25 4.44	
6800	22 × 30 3.06	25.4 × 25 3.15				22 × 40 3.73	25.4 × 30 3.67	30 × 25 3.76			22 × 50 4.77	25.4 × 40 4.76	30 × 35 4.92	35 × 30 5.04	
8200	22 × 35 3.45	25.4 × 30 3.57				22 × 45 4.13	25.4 × 35 4.10	30 × 30 4.22				25.4 × 50 5.43	30 × 40 5.38	35 × 30 5.26	
10000	22 × 40 3.95	25.4 × 30 3.89	30 × 25 3.99			22 × 50 4.68	25.4 × 40 4.68	30 × 30 4.58					30 × 45 6.07	35 × 35 5.97	
12000	22 × 45 4.41	25.4 × 35 4.37	30 × 30 4.50				25.4 × 45 5.18	30 × 35 5.11	35 × 30 5.24				30 × 50 6.62	35 × 40 6.55	
15000	22 × 50 4.94	25.4 × 40 4.94	30 × 35 5.10					30 × 40 5.72	35 × 35 5.88					35 × 45 7.20	
18000		25.4 × 45 5.45	30 × 35 5.38	35 × 30 5.51				30 × 45 6.28	35 × 40 6.46					35 × 50 7.74	40 × 40 7.62
22000			30 × 45 6.22	35 × 35 6.12					35 × 45 7.07	40 × 40 7.20					40 × 50 8.54
27000			30 × 50 6.82	35 × 40 6.74						40 × 50 8.14					40 × 60 9.45
33000				35 × 45 7.35	40 × 40 7.48					40 × 50 8.46					

WV μF / ØD	63					80					100				
	22	25.4	30	35	40	22	25.4	30	35	40	22	25.4	30	35	40
1200						22 × 25 2.24					22 × 30 2.39	25.4 × 25 2.46			
1500						22 × 30 2.67					22 × 35 2.83	25.4 × 30 2.93	30 × 25 3.00		
1800	22 × 25 2.20					22 × 30 2.92	25.4 × 25 3.01				22 × 40 3.26	25.4 × 35 3.39	30 × 30 3.49		
2200	22 × 30 2.50	25.4 × 25 2.58				22 × 35 3.25	25.4 × 30 3.36	30 × 25 3.45			22 × 45 3.58	25.4 × 40 3.74	30 × 30 3.66		
2700	22 × 35 2.94	25.4 × 30 3.04				22 × 40 3.79	25.4 × 35 3.94	30 × 30 4.05				25.4 × 45 4.33	30 × 35 4.27	35 × 30 4.37	
3300	22 × 35 3.14	25.4 × 30 3.26	30 × 25 3.34			22 × 45 4.18	25.4 × 40 4.36	30 × 30 4.27				25.4 × 50 4.76	30 × 40 4.72	35 × 35 4.85	
3900	22 × 40 3.60	25.4 × 35 3.74	30 × 30 3.85			22 × 50 4.75	25.4 × 45 4.96	30 × 35 4.89					30 × 45 5.36	35 × 35 5.27	
4700	22 × 50 4.19	25.4 × 40 4.19	30 × 35 4.10	35 × 30 4.19			25.4 × 50 5.44	30 × 40 5.39	35 × 30 5.27				30 × 50 5.86	35 × 40 5.80	
5600		25.4 × 45 4.65	30 × 35 4.58	35 × 30 4.70				30 × 45 5.91	35 × 35 5.81					35 × 45 6.34	40 × 40 6.45
6800		25.4 × 50 5.20	30 × 40 5.16	35 × 30 5.04					35 × 40 5.46						40 × 50 7.40
8200			30 × 45 5.62	35 × 35 5.53					35 × 45 6.91	40 × 40 7.04					40 × 50 7.60
10000			30 × 50 6.32	35 × 40 6.25						40 × 50 8.14	← Case size ØD × L (mm) ← Ripple current (Arms) at 85 °C, 120Hz				
12000				35 × 45 6.83	40 × 40 6.95										

• Note : Case diameter (Ø20) is available upon request.

# LARGE ALUMINUM ELECTROLYTIC CAPACITORS

**HC** series

## ● DIMENSIONS & MAXIMUM PERMISSIBLE RIPPLE CURRENT

WV μF ∅D	160					200					250				
	22	25.4	30	35	40	22	25.4	30	35	40	22	25.4	30	35	40
150											22 × 25 0.90	25.4 × 20 0.92			
180						22 × 20 0.91					22 × 25 0.90	25.4 × 20 1.01			
220	22 × 20 1.01					22 × 25 1.09	25.4 × 20 1.11				22 × 25 1.09	25.4 × 25 1.19	30 × 20 1.22		
270	22 × 25 1.20	25.4 × 20 1.32				22 × 25 1.20	25.4 × 25 1.32	30 × 20 1.35			22 × 30 1.28	25.4 × 25 1.32	30 × 20 1.35		
330	22 × 25 1.33	25.4 × 20 1.36				22 × 30 1.42	25.4 × 25 1.46	30 × 20 1.49			22 × 35 1.50	25.4 × 30 1.56	30 × 25 1.60	35 × 20 1.62	
390	22 × 25 1.45	25.4 × 25 1.59	30 × 20 1.62			22 × 30 1.54	25.4 × 25 1.59	30 × 25 1.74	35 × 20 1.77		22 × 40 1.72	25.4 × 30 1.69	30 × 25 1.73	35 × 20 1.77	
470	22 × 30 1.69	25.4 × 25 1.75	30 × 20 1.78			22 × 35 1.79	25.4 × 30 1.86	30 × 25 1.90	35 × 20 1.94		22 × 45 1.98	25.4 × 35 1.96	30 × 30 2.02	35 × 25 2.06	
560	22 × 35 1.96	25.4 × 30 2.03	30 × 25 2.08	35 × 20 2.12		22 × 40 2.06	25.4 × 35 2.14	30 × 25 2.08	35 × 25 2.25		22 × 50 2.26	25.4 × 40 2.25	30 × 30 2.20	35 × 25 2.25	
680	22 × 40 2.27	25.4 × 30 2.23	30 × 25 2.29	35 × 20 2.33		22 × 45 2.38	25.4 × 40 2.48	30 × 30 2.43	35 × 25 2.48			25.4 × 45 2.60	30 × 35 2.56	35 × 30 2.62	
820	22 × 45 2.61	25.4 × 35 2.59	30 × 30 2.67	35 × 25 2.73		22 × 50 2.73	25.4 × 45 2.85	30 × 35 2.81	35 × 30 2.88				30 × 40 2.95	35 × 35 3.03	
1000	22 × 50 3.01	25.4 × 40 3.01	30 × 30 2.95	35 × 25 3.01				30 × 40 3.26	35 × 30 3.18				30 × 45 3.40	35 × 40 3.50	
1200		25.4 × 45 3.23	30 × 35 3.18	35 × 30 3.26				30 × 45 3.49	35 × 35 3.43					35 × 45 3.74	40 × 40 3.81
1500			30 × 40 3.73	35 × 35 3.83				30 × 50 4.06	35 × 40 4.01					35 × 50 4.35	40 × 50 4.60
1800				35 × 40 4.39	40 × 40 4.66				35 × 45 4.58	40 × 40 4.66					40 × 60 5.39

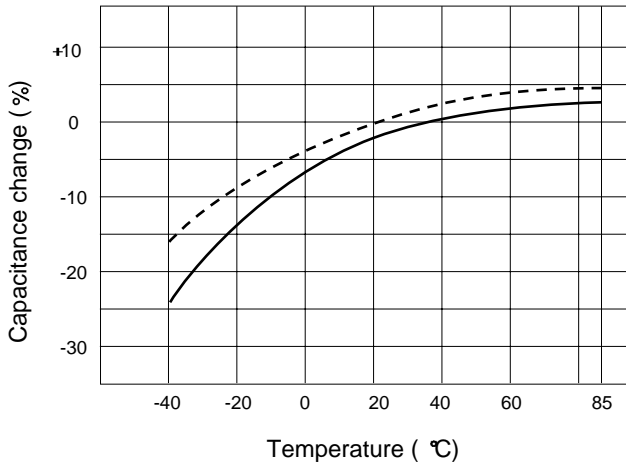
WV μF ∅D	315					350					400				
	22	25.4	30	35	40	22	25.4	30	35	40	22	25.4	30	35	40
68											22 × 20 0.56				
82						22 × 20 0.62					22 × 25 0.66	25.4 × 20 0.68			
100	22 × 20 0.68					22 × 25 0.73	25.4 × 20 0.75				22 × 30 0.78	25.4 × 25 0.81	30 × 20 0.82		
120	22 × 25 0.80	25.4 × 20 0.82				22 × 30 0.86	25.4 × 25 0.88	30 × 20 0.90			22 × 30 0.86	25.4 × 25 0.88	30 × 20 0.90		
150	22 × 30 0.96	25.4 × 25 0.99	30 × 20 1.01			22 × 35 1.01	25.4 × 30 1.05	30 × 20 1.01			22 × 35 1.01	25.4 × 30 1.05	30 × 25 1.08	35 × 20 1.09	
180	22 × 35 1.11	25.4 × 30 1.15	30 × 25 1.18	35 × 20 1.20		22 × 40 1.17	25.4 × 35 1.21	30 × 25 1.18	35 × 20 1.20		22 × 40 1.17	25.4 × 35 1.21	30 × 25 1.18	35 × 25 1.28	
220	22 × 40 1.29	25.4 × 30 1.27	30 × 25 1.30	35 × 20 1.33		22 × 45 1.35	25.4 × 35 1.34	30 × 30 1.38	35 × 25 1.41		22 × 45 1.35	25.4 × 40 1.41	30 × 30 1.38	35 × 25 1.41	
270	22 × 45 1.50	25.4 × 35 1.49	30 × 30 1.53	35 × 25 1.56			25.4 × 45 1.64	30 × 35 1.61	35 × 25 1.65			25.4 × 45 1.64	30 × 35 1.61	35 × 30 1.65	
330	22 × 50 1.73	25.4 × 40 1.73	30 × 35 1.78	35 × 30 1.83			25.4 × 50 1.89	30 × 40 1.87	35 × 30 1.83			25.4 × 50 1.89	30 × 40 1.87	35 × 30 1.83	
390		25.4 × 45 1.97	30 × 35 1.99	35 × 30 1.99				30 × 45 2.12	35 × 35 2.09				30 × 45 2.12	35 × 35 2.09	
470			30 × 40 2.23	35 × 35 2.29				30 × 50 2.43	35 × 40 2.40				30 × 50 2.43	35 × 40 2.40	
560				35 × 40 2.62					35 × 45 2.73					35 × 45 2.73	40 × 40 2.78
680				35 × 45 3.01					35 × 50 3.13	40 × 40 3.06					40 × 50 3.31
820				35 × 50 3.44	40 × 40 3.37					40 × 50 3.63					40 × 60 3.89

WV μF ∅D	450					500				
	22	25.4	30	35	40	22	25.4	30	35	40
56	22 × 20 0.39									
68	22 × 25 0.46	25.4 × 20 0.47				22 × 30 0.44				
82	22 × 30 0.54	25.4 × 25 0.56	30 × 20 0.57			22 × 35 0.51	25.4 × 30 0.53			
100	22 × 35 0.63	25.4 × 30 0.65	30 × 25 0.67	35 × 20 0.68		22 × 40 0.60	25.4 × 35 0.62			
120	22 × 40 0.73	25.4 × 35 0.76	30 × 25 0.73	35 × 20 0.75			25.4 × 40 0.71			
150	22 × 50 0.89	25.4 × 40 0.89	30 × 30 0.87	35 × 25 0.89				30 × 35 0.82		
180		25.4 × 45 1.02	30 × 35 1.01	35 × 25 0.98				30 × 40 0.94		
220		25.4 × 50 1.18	30 × 40 1.17	35 × 30 1.14				30 × 45 1.09		
270			30 × 45 1.35	35 × 35 1.33					35 × 45 1.30	
330			30 × 50 1.55	35 × 40 1.54					35 × 50 1.50	
390				35 × 45 1.74						
470				35 × 50 1.99	40 × 40 1.95					40 × 50 1.88
560					40 × 50 2.30					40 × 60 2.19
680					40 × 60 2.70					40 × 60 2.42

← Case size ∅D × L (mm)  
← Ripple current (Arms) at 85 °C, 120Hz

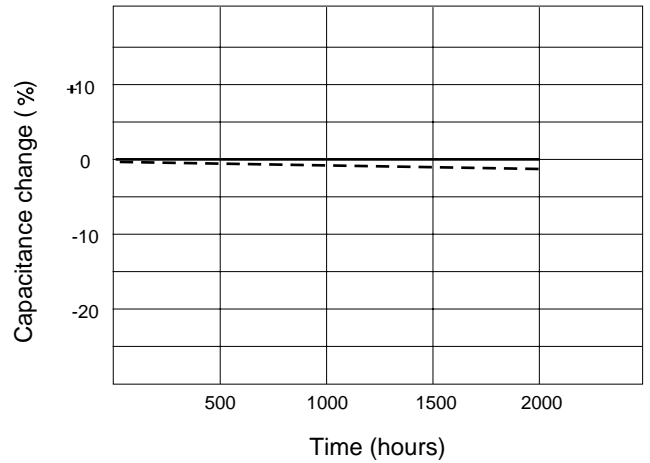
### ● TEMPERATURE CHARACTERISTICS

Capacitance change vs. temperature

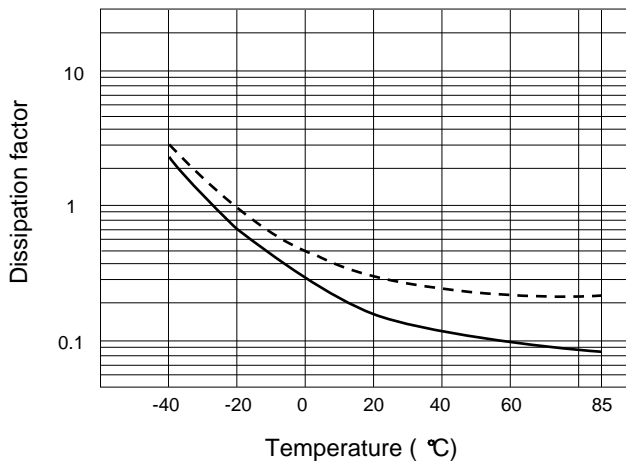


### ● LOAD LIFE (at +85 °C)

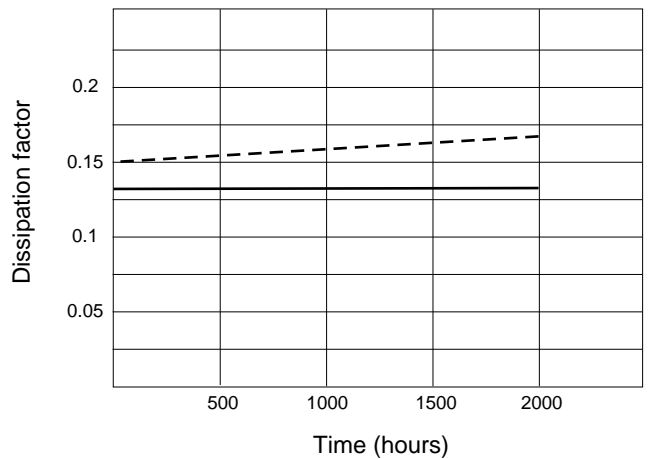
Capacitance change vs. time



Dissipation factor vs. temperature

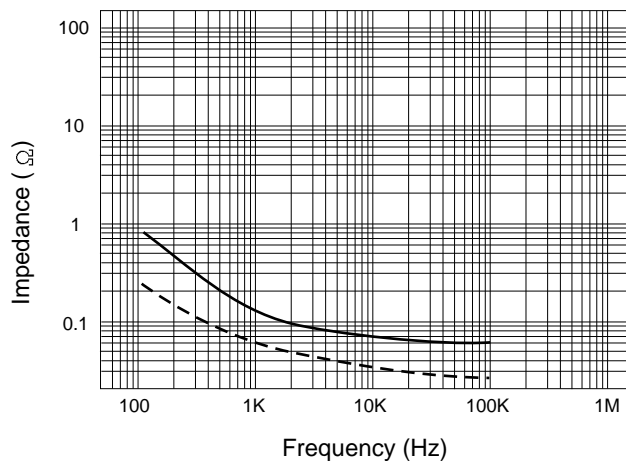


Dissipation factor vs. time



### ● FREQUENCY CHARACTERISTICS

Impedance vs. frequency



Leakage current vs. time

