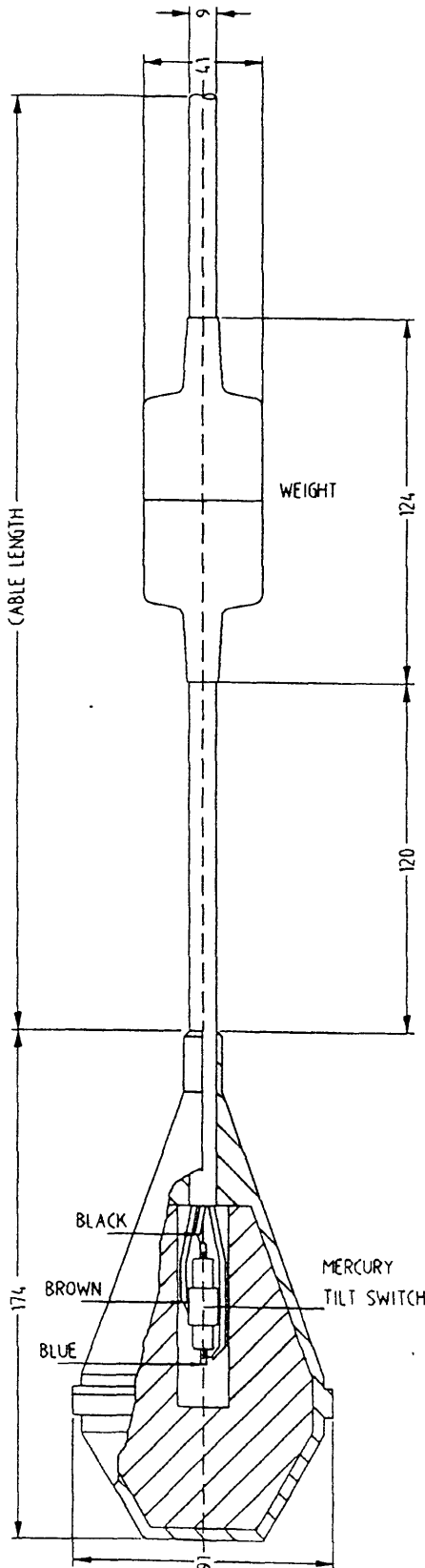


# TRITON CONTROLS - FLOAT SWITCHES

## LR01 - MERCURY LEVEL REGULATOR



Float Switches are inexpensive and efficient liquid level detectors, simple to install, designed for trouble free operation over a long life. The Triton Controls LR01 version is a continuation of the successful SC37 series, Westool / Warner Float Switch.

### Construction

The unit comprises three major components :

1. The three-cored cable, connected to the mercury switch inside the float chamber, is sheathed in *Hypalon*, chlorosulphonated polyethylene synthetic rubber. This cable is supplied in three lengths, 5 metres, 10 metres and 20 metres  $\pm 5\%$  of the length quoted. Although other lengths may be available on request.
2. An actuating weight fixed to the cable approximately 120 mm from the float chamber is also coated in *Hypalon*.
3. The float chamber houses a mercury switch, totally sealed with closed cell polyurethane foam, with a single pole double throw action, both contacts open between the make and break position. Outer walls of the switch are moulded in *Hypalon*.

*Hypalon Du Pont de Nemours, Wilmington, Delaware.*

### Mounting

There are no hard and fast rules applicable to mounting these units, however the lead should be supported in an enclosed vessel, and in an open vessel it is advantageous to clip the lead to the side especially if excessive turbulence is experienced.

To obviate the effects of rapid switching conditions that would result if such turbulence is experienced, it is advantageous to use a maintaining circuit which both safeguards the mercury switch and cuts out any chatter of the starters of associated pumps etc.

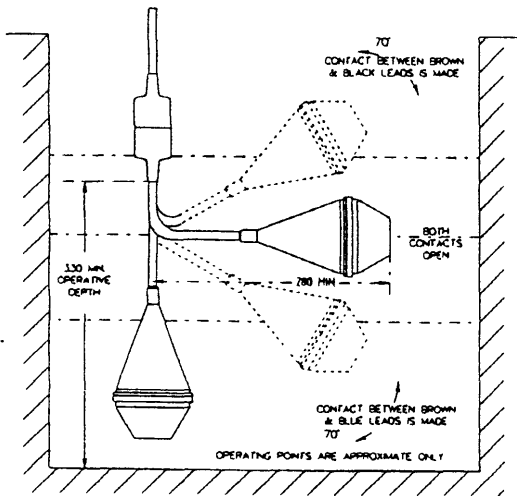
Alternative cable lengths and actuating weight position can be produced to order.

# LR01 - MERCURY FLOAT SWITCH

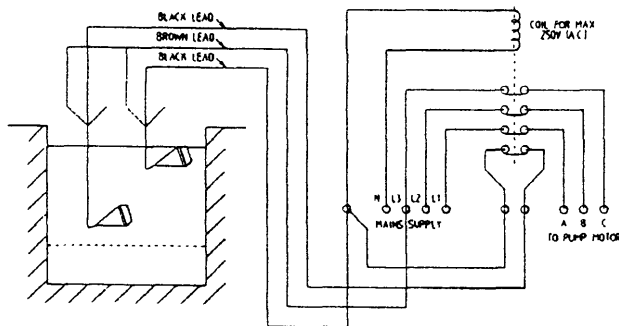
## Method of Operation

The mercury switch inside the float, axially mounted in line with the weight, changes contacts according to the float's position, as in the diagram below. Therefore as the liquid level drops or rises slowly, a pump or flow control suitably connected, can be switched in or out to maintain an average level of the liquid. By connecting only one side of the switch, the unit can be also used to fill or empty the tank as required.

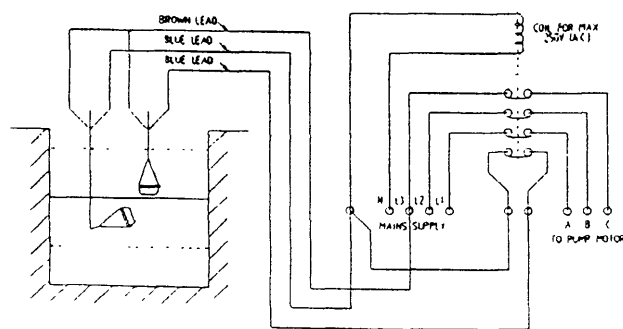
Dimensions in mm do not take any lateral swing of the cable into consideration.



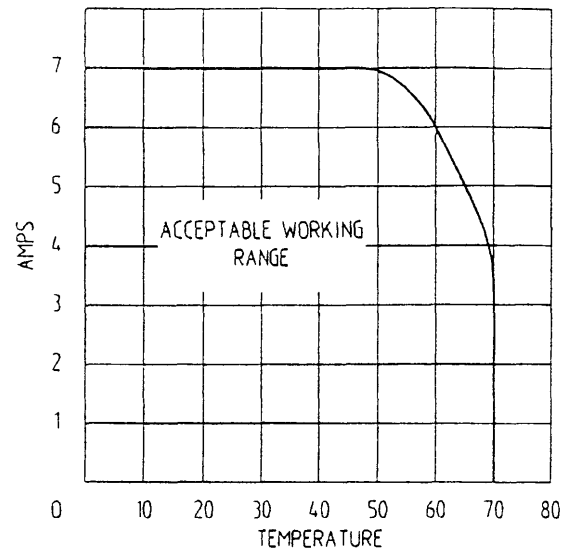
## Connection diagram for automatically emptying tank



## Connection diagram for automatically refilling tank



## Current carrying capacity against temperature °C



- Contact rating: 250 V 6 A (non-inductive)
- Max. temperature 70 °C
- Max. submerged depth 20 metres
- Compressive Strength 482 KN/m<sup>2</sup> (70 lbf/in<sup>2</sup>)

Operational in specific gravities from 0.7 to 1.3

## Hypalon resistance

Against	Rating
Lubricants	Good to excellent
Mineral oil & petrol	Good
Vegetable & animal fats	Good
Water Absorption	Very Good
Oxidation	Excellent
Ozone	Good
Sunlight	Good
Heat	Excellent
Low Temperature	Very Good
Dilute Acids	Excellent
Concentrated Acids	Good

Full information on the fluid resistance of the LR01 float switch will be given on request.

When ordering please specify part numbers.

FARNELL ORDER CODE	MFTRS TYPE No.	CABLE LENGTH
7072539	LR01-L05M	5M
7062540	LR01-L10M	10M
7062552	LR01-L20M	20M