

IF IN DOUBT - ASK

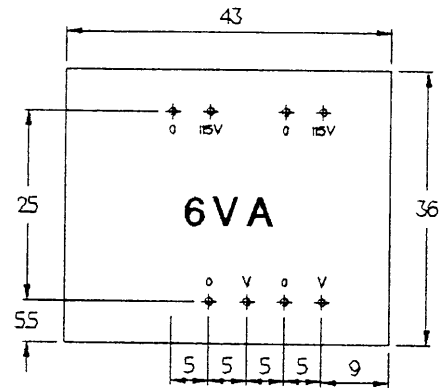
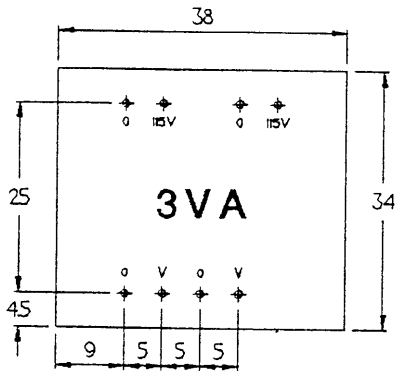
THIS IS A CAD DRAWING. ALL PRINTS ARE FOR REFERENCE ONLY DO NOT AMMEND HARD COPIES ALL CHANGES TO BE MADE TO ORIGINAL CAD DRAWING ONLY

159-311 → 159-542

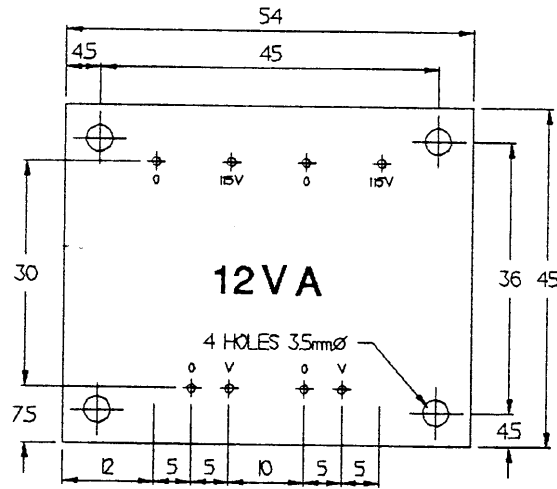
159 311 → 542

159-311 to 159-542

3VA-12VA 115/230V PCB RANGE



ALL VIEWED ON PINS



| RATED VA | REG % | DIMENSIONS | | | PINS | | wt. KG |
|-------------|----------|------------|----|-----|------|-----|-----------|
| | | L. | W. | H.# | L | ∅ | |
| 3 | 20 | 38 | 34 | 30 | 5 | 1.0 | 0.14 |
| 6 | 25 | 43 | 36 | 32 | 5 | 1.0 | 0.18 |
| 12 | 12 | 54 | 45 | 39 | 5 | 1.2 | 0.40 |

ABOVE PCB

| | | | | | |
|---|---|------------------------|------------------|------------|--------|
| Third Angle Projection | DRAWING NAME OUTLINE DRAWINGS AND DATA | DRAWING No OLD-0002 | | | |
| General Tolerance x - ± 0.4mm x.x - ± 0.2mm x.xx - ± 0.1mm | USED ON 3VA-12VA 115/230V PCB RANGE | ISSUE 1 | DATE 02.07.98 | ENG GJS | E.C.N. |
| <small>THIS DOCUMENT IS THE PROPERTY OF DADMALL ELECTRONICS LIMITED WHICH HOLDS THE COPYRIGHT IN THE DRAWING AND ALL THE DESIGN RIGHTS IN THE PRODUCT OR COMPONENTS DESCRIBED. ANY INFORMATION SHALL NOT BE COPIED, REPRODUCED OR CIRCULATED TO A THIRD PARTY NOR SHALL THE PRODUCT OR COMPONENTS DESCRIBED BE MADE, COPIED, REPRODUCED OR ITS SOURCE DISCLOSED TO A THIRD PARTY WITHOUT THE PRIOR CONSENT IN WRITING OF DADMALL ELECTRONICS LIMITED.</small> | FINISH | SCALE N.T.S | | | |
| | | | | | |
| | | | | | |