

FEATURES AND SPECIFICATIONS

Features and Benefits

- Sizes 2 to 24 circuits available
- Optional voided circuits available
- Various pin lengths available (contact Inside Sales)
- May be purchased in full 24 circuit sticks and broken into required circuit sizes
- Passive locking feature is used to maintain interconnection and is ideal for high vibration applications
- 41671 has square pins and 41711 has round pins

Reference Information

Product Specification: PS-41186/08-50

Packaging: Bag

Tooling Information: See cutting tool section

UL File No.: E29179

CSA File No.: LR19980

TUV File No.: R75108

Mates With: 2139, 2145, 3069, 3215, 6442, 41695 and 41815

Designed In: Inches

Electrical

Voltage: 250V AC max.

Current: 7.0A max.*

Contact Resistance: 6mΩ max.

Dielectric Withstanding Voltage: 1500V

Insulation Resistance: 50K MΩ min.

Mechanical

Durability:

Tin—25 cycles max.

Gold—100 cycles max.

Physical

Housing: Black glass-filled polyester, UL 94V-0

Contact: Brass, 1.14mm (.045") pins

Plating: See Table

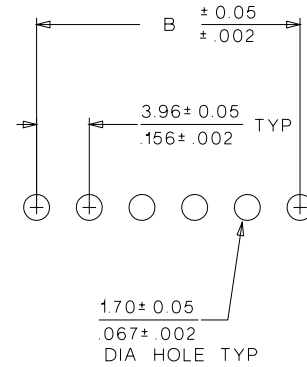
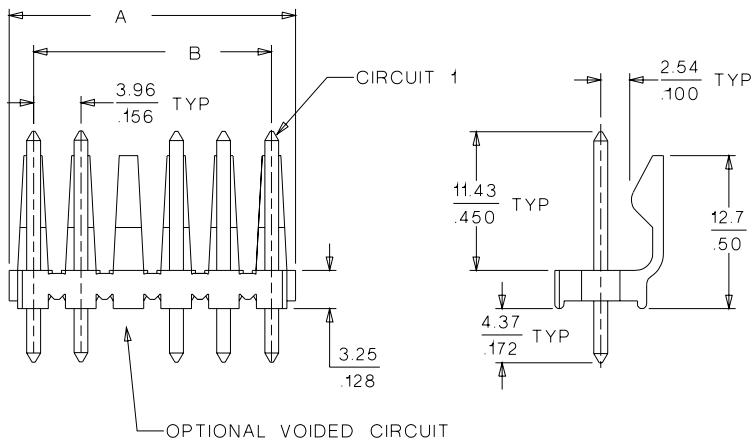
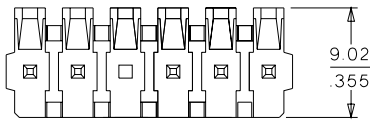
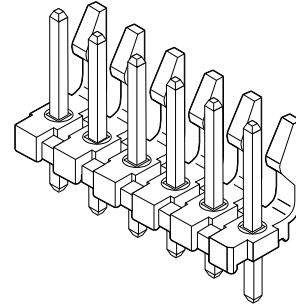
Temperature: 0 to +75°C

molex® 3.96mm (.156") Pitch
KK®

Breakaway Header

41671/41711

**Vertical
Friction Lock**



PCB LAYOUT: COMPONENT SIDE
RECOMMENDED PCB THICKNESS $\frac{1.57 \pm 0.18}{.062 \pm .007}$

Note: 41671 shown

ORDERING INFORMATION AND DIMENSIONS

Circuits	Order No.					Dimension	
	Square Pin			Round Pin		A	B
	Tin	15µ" Select Gold	30µ" Select Gold	Tin	Overall Gold		
2	26-48-1025	41671-0001	41671-0024	26-51-0022	26-51-2022	6.78 (.267)	3.96 (.156)
3	26-48-1035	41671-0002	41671-0025	26-51-0032	26-51-2032	10.74 (.423)	7.92 (.312)
4	26-48-1045	41671-0003	41671-0026	26-51-0042	26-51-2042	14.71 (.579)	11.89 (.468)
5	26-48-1055	41671-0004	41671-0027	26-51-0052	26-51-2052	18.67 (.735)	15.85 (.624)
6	26-48-1065	41671-0005	41671-0028	26-51-0062	26-51-2062	22.63 (.891)	19.81 (.780)
7	26-48-1075	41671-0006	41671-0029	26-51-0072	26-51-2072	26.59 (1.047)	23.77 (.936)
8	26-48-1085	41671-0007	41671-0030	26-51-0082	26-51-2082	30.56 (1.203)	27.74 (1.092)
9	26-48-1095	41671-0008	41671-0031	26-51-0092	26-51-2092	34.52 (1.359)	31.71 (1.248)
10	26-48-1105	41671-0009	41671-0032	26-51-0102	26-51-2102	38.48 (1.515)	35.66 (1.404)
11	26-48-1115	41671-0010	41671-0033	26-51-0112	26-51-2112	42.44 (1.671)	39.62 (1.560)
12	26-48-1125	41671-0011	41671-0034	26-51-0122	26-51-2122	46.41 (1.827)	43.59 (1.716)
13	26-48-1135	41671-0012	41671-0035	26-51-0132	26-51-2132	50.37 (1.983)	47.55 (1.872)

Circuits	Order No.					Dimension	
	Square Pin			Round Pin		A	B
	Tin	15µ" Select Gold	30µ" Select Gold	Tin	Overall Gold		
14	26-48-1145	41671-0013	41671-0036	26-51-0142	26-51-2142	54.33 (2.139)	51.51 (2.028)
15	26-48-1155	41671-0014	41671-0037	26-51-0152	26-51-2152	58.29 (2.295)	55.47 (2.184)
16	26-48-1165	41671-0015	41671-0038	26-51-0162	26-51-2162	62.26 (2.451)	59.44 (2.340)
17	26-48-1175	41671-0016	41671-0039	26-51-0172	26-51-2172	66.22 (2.607)	63.40 (2.496)
18	26-48-1185	41671-0017	41671-0040	26-51-0182	26-51-2182	70.18 (2.763)	67.36 (2.652)
19	26-48-1195	41671-0018	41671-0041	26-51-0192	26-51-2192	74.14 (2.919)	71.32 (2.808)
20	26-48-1205	41671-0019	41671-0042	26-51-0202	26-51-2202	78.11 (3.075)	75.29 (2.964)
21	26-48-1215	41671-0020	41671-0043	26-51-0212	26-51-2212	82.07 (3.231)	79.25 (3.120)
22	26-48-1225	41671-0021	41671-0044	26-51-0222	26-51-2222	86.03 (3.387)	83.21 (3.276)
23	26-48-1235	41671-0022	41671-0045	26-51-0232	26-51-2232	89.94 (3.541)	87.17 (3.432)
24	26-48-1245	41671-0023	41671-0046	26-51-0242	26-51-2242	93.85 (3.695)	91.14 (3.588)

* Dependent upon connector and PC board

Circuit number designation is for ordering purposes only, check corresponding circuit designation on mating connector