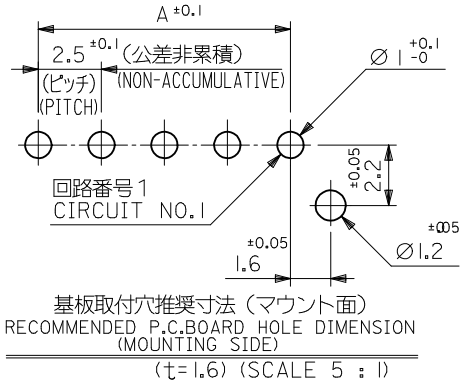
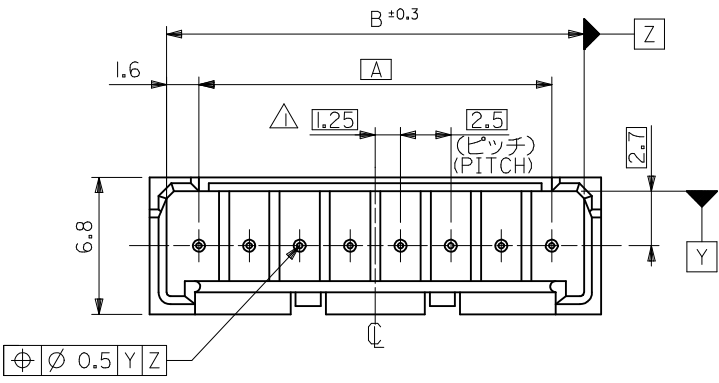
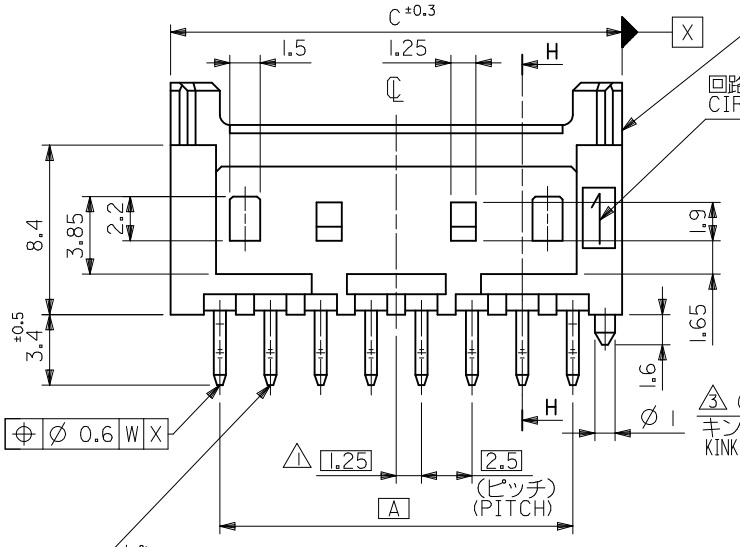


注記
NOTES

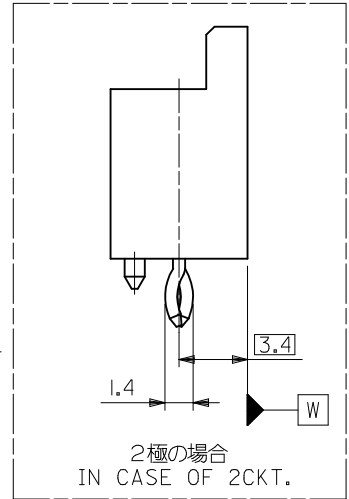
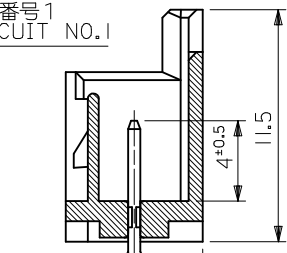
- △ 偶数極品に適用。
APPLIES ONLY TO EVEN NO. CKT. SIZES.
- 2. 嵌合相手：51103 シリーズ
MATES WITH：51103 SERIES.
- △ 3極以上のキンク形状は両サイドが(A)、その他の極はすべて(B)形状とする。
KINK FORM
MORE THAN 2 CIRCUIT:
PINS AT BOTH ENDS ARE KINK FORMED TO (A),
THE OTHER PINS ARE KINK FORMED TO (B).
- 4. 製品番号の下1桁は色を表します。
LAST DIGIT OF PART NUMBER INDICATES COLOR.
0: 白 WHITE 1: 黒 BLACK 2: 赤 RED
3: 黄 YELLOW 4: 青 BLUE
- 5. 材料 ウェハー: PBTP(15%G.F.), UL94V-0
WEFER
ピン: リン青銅 錫メッキ 1.0μm以上
下地銅メッキ 0.5μm以上
PIN: PHOSPHOR BRONZE,
TIN 1.0 micrometer MINIMUM
OVER COPPER 0.5 micrometer MINIMUM
PLATING.



基板取付穴推奨寸法 (マウント面)
RECOMMENDED P.C.BOARD HOLE DIMENSION
(MOUNTING SIDE)
($t=1.6$) (SCALE 5 : 1)

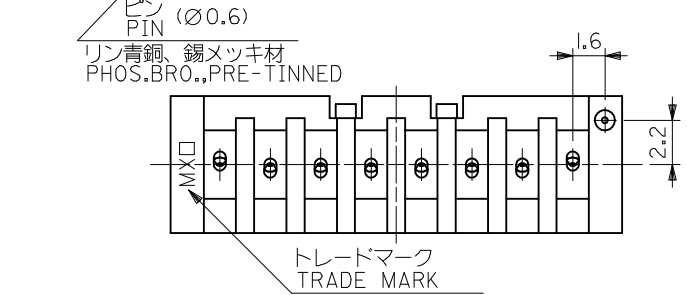


ウェハー
WAFER
PBTP(15%G.F.),UL94V-0



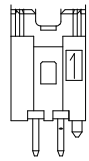
△(A) キンク形状 KINK FORM
△(B) キンク形状 KINK FORM

断面 H-H
SECT. H-H

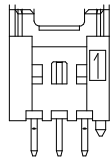


39.9	38.2	35	53375-15 *	15
37.4	35.7	32.5	↑ -14 *	14
34.9	33.2	30	-13 *	13
32.4	30.7	27.5	-12 *	12
29.9	28.2	25	-11 *	11
27.4	25.7	22.5	-10 *	10
24.9	23.2	20	-09 *	9
22.4	20.7	17.5	-08 *	8
19.9	18.2	15	-07 *	7
17.4	15.7	12.5	-06 *	6
14.9	13.2	10	-05 *	5
12.4	10.7	7.5	-04 *	4
9.9	8.2	5	-03 *	3
7.4	5.7	2.5	53375-02 *	2
C	B	A	TRAY PACKAGE ORDER NO. MODEL NO. 53375-**1 *	極数 NO. OF CKTS.

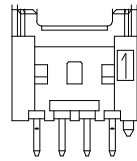
REVISED EC NO: J2010-0365 DRWN: YG010 2009/09/02 CHKD: KASAKAWA 2009/09/03 APPR: NUKITA 2009/09/03	DESCRIPTION G	GENERAL TOLERANCES (UNLESS SPECIFIED)	DIMENSION STYLE MM ONLY	SCALE 4:1	DESIGN UNITS METRIC	TITLE 2.5 W/B CONN WAFER ASSY WITH KINK -LEAD FREE- MOLEX INCORPORATED SD-53375-001	SHEET NO. 1 OF 2	
		10 UNDER ±0.2	DRAWN BY K. TOJO	DATE 1992/05/06	THIRD ANGLE PROJECTION			
		10 OVER 30 UNDER ±0.25	CHECKED BY H. HIRAMOTO	DATE 1994/03/08	MATERIAL NO. SEE TABLE			
		30 OVER ±0.3	APPROVED BY M. FUKUSUMA	DATE 1994/03/08	DOCUMENT NO. SD-53375-001			
ANGULAR ±3 °		DRAFT WHERE APPLICABLE MUST REMAIN WITHIN DIMENSIONS		SIZE A3		THIS DRAWING CONTAINS INFORMATION THAT IS PROPRIETARY TO MOLEX INCORPORATED AND SHOULD NOT BE USED WITHOUT WRITTEN PERMISSION		



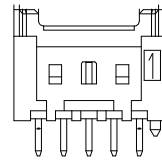
2極
2 CKT.



3極
3 CKT.



4極
4 CKT.



5極
5 CKT.

ロック形状図
LOCK CONFIGURATION

53375-1514	53375-1513	53375-1510	15
		53375-1410	14
		53375-1310	13
53375-1214	53375-1213	53375-1210	12
		53375-1110	11
		53375-1010	10
		53375-0910	9
53375-0814		53375-0812	8
		53375-0712	7
53375-0614	53375-0613	53375-0612	6
		53375-0512	5
		53375-0410	4
		53375-0310	3
53375-0214	53375-0213	53375-0212	2
53375-**14 COLOR : BLUE	53375-**13 COLOR : YELLOW	53375-**12 COLOR : RED	53375**10 COLOR : WHITE
TRAY PACKAGE ORDER No.			

CKT.

REVISED EC NO: J2010-0365 DRWN: YGOTO CHKD: KASAKAWA APPR: NUKITA	2009/09/02 2009/09/03 2009/09/03		GENERAL TOLERANCES (UNLESS SPECIFIED)		DIMENSION STYLE MM ONLY		SCALE 4:1	DESIGN UNITS METRIC	THIRD ANGLE PROJECTION	
	10 UNDER ±0.2		10 OVER 30 UNDER ±0.25		DRAWN BY DATE K. TOJO 1992/05/06		TITLE 2.5 W/B CONN WAFER ASSY WITH KINK -LEAD FREE-			
	30 OVER ±0.3		ANGULAR ±3 °		CHECKED BY DATE H. HIRAMOTO 1994/03/08		MOLEX INCORPORATED			
	DRAFT WHERE APPLICABLE MUST REMAIN WITHIN DIMENSIONS		APPROVED BY DATE M. FUKUSUMA 1994/03/08		MATERIAL NO. SEE TABLE		DOCUMENT NO. SD-53375-001		SHEET NO. 2 OF 2	