


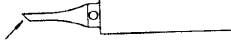

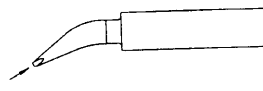



For use with MLR 21, MLR 21 FE, MPR 30, FE 25

Model	Description	Width A	Thickness B	Order.-No.
MT-1	 Micropoint	0,25 mm		5 44 101 99
MT-1S	 Micropoint	0,25 mm	1,6	5 44 105 99
MT-6	 Chisel	1,6 mm	0,4	5 44 106 99
MT-4	 Round tip	1,2 mm		5 44 104 99
MT-H <sup>①</sup>	Chisel	0,8 mm	0,4	5 44 112 99
MT-A		1,6 mm	0,4	5 44 110 99
MT-B		2,4 mm	0,8	5 44 111 99
MT-HX*	 Chisel bent	0,8 mm	0,4	5 44 113 99
MT-JL*	Soldering tips for Gull wings (J-Leads)			5 44 118 99
MT-GW**	conical	tips-ø 2 mm		5 44 119 99
MT-GW**	cylindrical	tips-ø 4 mm		5 44 120 99
	 Calibration tip			5 44 114 99

\* Only with barrell 5 87 207 01

\*\* Description see ET-Series and SMD-tips on page 125.