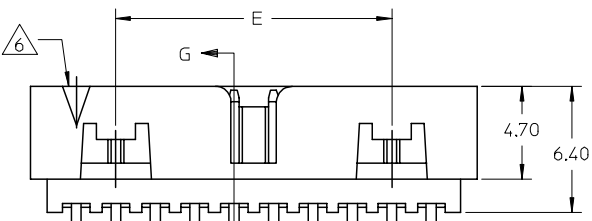
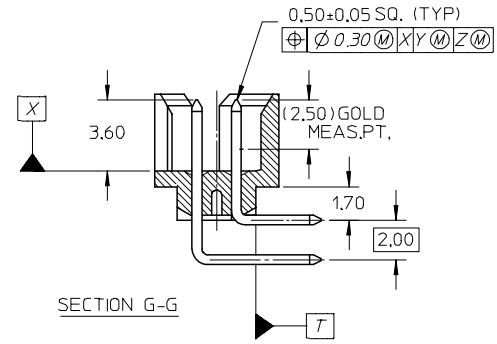
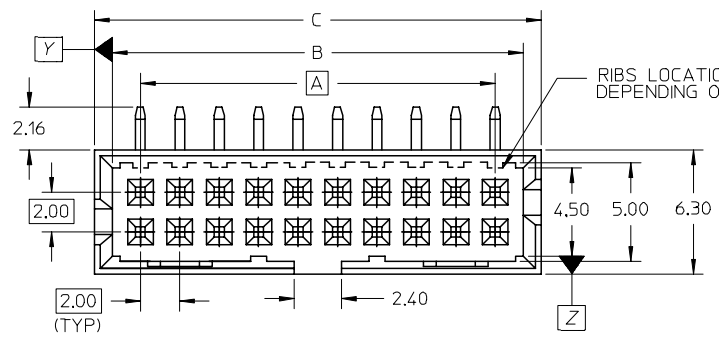


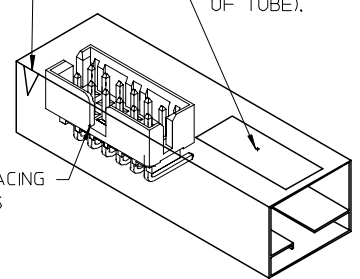
PART NO.	CKT SIZE	DIMENSION				
		A	B	C	D	E
87833-042*	4	2.00	4.85	6.65	5.00	---
87833-062*	6	4.00	6.85	8.65	7.00	---
87833-082*	8	6.00	8.85	10.65	9.00	---
87833-102*	10	8.00	10.85	12.65	11.00	---
87833-122*	12	10.00	12.85	14.65	13.00	---
87833-142*	14	12.00	14.85	16.65	15.00	8.00
87833-162*	16	14.00	16.85	18.65	17.00	10.00
87833-182*	18	16.00	18.85	20.65	19.00	12.00
87833-202*	20	18.00	20.85	22.65	21.00	14.00
87833-222*	22	20.00	22.85	24.65	23.00	16.00
87833-242*	24	22.00	24.85	26.65	25.00	18.00
87833-262*	26	24.00	26.85	28.65	27.00	20.00
87833-282*	28	26.00	28.85	30.65	29.00	22.00
87833-302*	30	28.00	30.85	32.65	31.00	24.00
87833-322*	32	30.00	32.85	34.65	33.00	26.00
87833-342*	34	32.00	34.85	36.65	35.00	28.00
87833-362*	36	34.00	36.85	38.65	37.00	30.00
87833-382*	38	36.00	38.85	40.65	39.00	32.00
87833-402*	40	38.00	40.85	42.65	41.00	34.00
87833-422*	42	40.00	42.85	44.65	43.00	36.00
87833-442*	44	42.00	44.85	46.65	45.00	38.00
87833-462*	46	44.00	46.85	48.65	47.00	40.00
87833-482*	48	46.00	48.85	50.65	49.00	42.00
87833-502*	50	48.00	50.85	52.65	51.00	44.00

PLS REFER TO PART 87833-***3* FOR CENTER LOCKING SLOT OPTION.



RED ARROW INDICATION

MOLEX LOGO & TUBE PART NO. 89990-0007. (ON THE LEFT HAND SIDE OF TUBE).



NOTES:

- FOR ILLUSTRATION PURPOSES, 20 CIRCUIT SIZE WAFER IS SHOWN.
- MATERIAL :
HOUSING : 30% G.F., NYLON 46, UL94V-0, COLOR BLACK.
PIN : 0.50MM SQ.PHOSPHOR BRONZE.
- PRODUCT SPECIFICATION PS-87331 APPLIES.
- NO CENTRE POLARIZATION SLOT FOR CKT SIZE 4 AND 6.
- NO SIDE LOCKING SLOT FROM 4 TO 12 CKT SIZE.
- CKT 4 & 6 HAS NO IDENTIFICATION TAG.

PART NUMBER LEGEND :

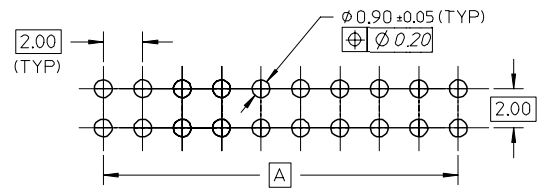
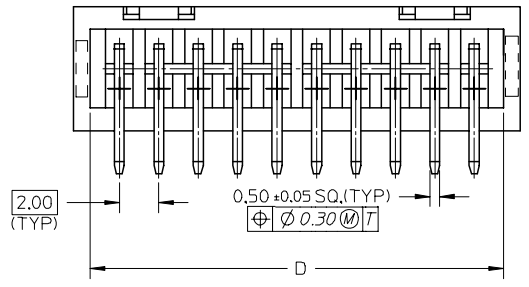
87833 - * * * *

PLATING OPTIONS:

- 20 - 0.38um/15uin GOLD IN CONTACT AREA AND 1.88um/75uin MIN.TIN IN SOLDER TAIL AREA OVER 1.27um/50uin MIN. NICKEL OVERALL.
- 21 - 0.76um/30uin GOLD IN CONTACT AREA AND 1.88um/75uin MIN.TIN IN SOLDER TAIL AREA OVER 1.27um/50uin MIN. NICKEL OVERALL.

ORIENTATION OF PART IN TUBE.

(FOR THE REFERENCE OF PART/TUBE ASSEMBLY.)



RECOMMENDED PCB PATTERN

EC NO: S2004-0220 DRWN:ATSEE 2003/12/12 CHKD:KCLING 2003/12/15 APPR:SKTOH 2003/12/16	QUALITY SYMBOLS	GENERAL TOLERANCES (UNLESS SPECIFIED)	SCALE 2:1	DESIGN UNITS METRIC	THIRD ANGLE PROJECTION	REVISE ON CAD ONLY																								
		<table border="1"> <thead> <tr> <th></th> <th>mm</th> <th>INCH</th> </tr> </thead> <tbody> <tr> <td>4 PLACES</td> <td>± ---</td> <td>± ---</td> </tr> <tr> <td>3 PLACES</td> <td>± ---</td> <td>± ---</td> </tr> <tr> <td>2 PLACES</td> <td>± 0.2</td> <td>± ---</td> </tr> <tr> <td>1 PLACE</td> <td>± ---</td> <td>± ---</td> </tr> </tbody> </table>		mm	INCH	4 PLACES	± ---	± ---	3 PLACES	± ---	± ---	2 PLACES	± 0.2	± ---	1 PLACE	± ---	± ---	<table border="1"> <thead> <tr> <th colspan="2">DIMENSION STYLE</th> </tr> <tr> <th>MM ONLY</th> <th>DATE</th> </tr> </thead> <tbody> <tr> <td>DRAWN BY ATSEE</td> <td>2003/10/23</td> </tr> <tr> <td>CHECKED BY KCLING</td> <td>2003/11/07</td> </tr> <tr> <td>APPROVED BY SKTOH</td> <td>2003/11/07</td> </tr> </tbody> </table>	DIMENSION STYLE		MM ONLY	DATE	DRAWN BY ATSEE	2003/10/23	CHECKED BY KCLING	2003/11/07	APPROVED BY SKTOH	2003/11/07	TITLE	
			mm	INCH																										
		4 PLACES	± ---	± ---																										
3 PLACES	± ---	± ---																												
2 PLACES	± 0.2	± ---																												
1 PLACE	± ---	± ---																												
DIMENSION STYLE																														
MM ONLY	DATE																													
DRAWN BY ATSEE	2003/10/23																													
CHECKED BY KCLING	2003/11/07																													
APPROVED BY SKTOH	2003/11/07																													
DRAFT WHERE APPLICABLE MUST REMAIN WITHIN DIMENSIONS	THIS DRAWING CONTAINS INFORMATION THAT IS PROPRIETARY TO MOLEX INCORPORATED AND SHOULD NOT BE USED WITHOUT WRITTEN PERMISSION	MILLIGRID R/A SHROUDED HEADER W/SLOT AND STANDOFF MOLEX INCORPORATED MATERIAL NO. SEE TABLE DOCUMENT NO. SD-87833-010 SHEET NO. 1 OF 1																												