
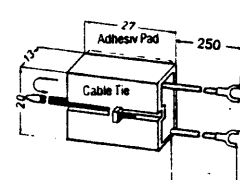
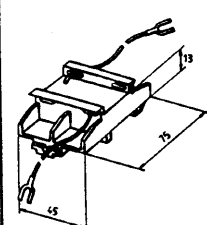
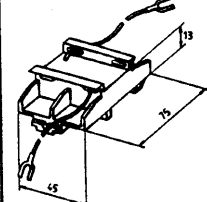




TRANSIENT SUPPRESSORS

Order Code 178-704, 178-705

Farnell
Technical
Data
Service

| ORDER CODE | 178-704 | 178-705 | | |
|-----------------|--|---|---|------------------|
| Illustration | Universal RC-Suppressor RC-A   | RC-Module in „piggy-back“ housing HRC   | | |
| | | <ul style="list-style-type: none"> - Snaps onto DIN rail - Contactor snaps onto suppressor housing - Fits between the contactor and DIN-rail without losing the contactor DIN fixing. - flexible leads with spade termination for direct connection to contactor. | RC-combination | Coil Rating (VA) |
| | Type/Part No. | Type/Part-No. | | |
| Nominal voltage | | | 1µF 100Ω | 10VA |
| AC DC | | | 1,2µF 22Ω | 15VA |
| 250V~ 630V= | RC-A 022/220 20 002 | HRC 1-022/220 20 101 | 0,22µF 220Ω | 15VA |
| General Data | Housing: Lexan, flame retardent, black, encapsulated Capacitors: metallised plastic foil capacitors to DIN standards, AC voltage resistant. | Potting compound PU 730 Resistors: Carbon resistors, wire-wound resistors. | Temperature range: -20° C...+70° C | |