

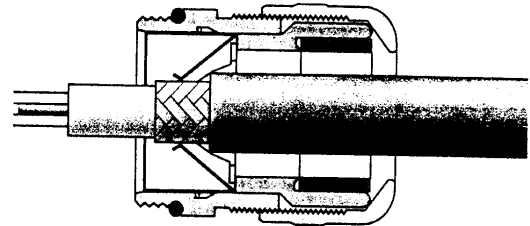
SKINTOP® MS-SC-M

*Easy-to-mount gland, EMC-safe
with metric connection thread*



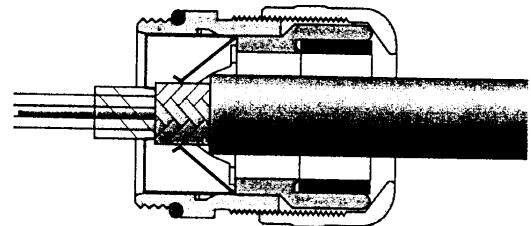
With the standard contacting

- Strip back the outer sheath and screen
- Make a round cut in the outer sheath approx. 15 mm, along but do not remove the sheath
- Guide the cable through the cable gland
- Pull off the outer sheath
- Pull back the cable until the connection is made between the cable screen and contact spring
- Turn shut ... and it is ready for use!



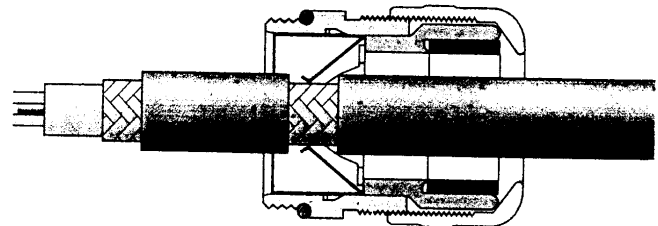
With thin wires without an inner sheath

- Strip back the outer sheath
- Pull back the screen braid approx. 15-20 mm over the outer sheath
- Insert the cables into the cable gland until the contact is made between the cable screen and contact spring
- Turn shut ... and it is ready for use!



When routing the cable screen to another connection

- Expose the screen braid approx. 10 mm
- Guide the cable through the cable gland until the connection is made between the cable screen and contact spring
- Turn shut ... and it is ready for use!



Part number	Thread size M	Outside Ø mm from-to	Minimum-Ø over braid mm	Thread- length mm	Pack size pieces
SKINTOP® MS-SC-M					
5311 2620	16 x 1,5	4,5 - 9,0	4,0	7,0	50
5311 2630	20 x 1,5	7,0 - 12,5	5,0	8,0	25
5311 2640	25 x 1,5	9,0 - 16,5	7,5	8,0	25
5311 2650	32 x 1,5	11,0 - 21,0	9,0	9,0	25
5311 2660	40 x 1,5	19,0 - 28,0	15,0	9,0	10
5311 2670	50 x 1,5	27,0 - 35,0	21,0	10,0	5
SKINTOP® MS-SC-M-XL					
5311 2625	16 x 1,5	4,5 - 9,0	4,0	12,0	50
5311 2635	20 x 1,5	7,0 - 12,5	5,0	12,0	25
5311 2645	25 x 1,5	9,0 - 16,5	7,5	12,0	25
5311 2655	32 x 1,5	11,0 - 21,0	9,0	15,0	25
5311 2665	40 x 1,5	19,0 - 28,0	15,0	15,0	10
5311 2675	50 x 1,5	27,0 - 35,0	21,0	15,0	5