




Series X57X Quick-Release Universal Zero-Insertion-Force DIP Test Socket

FEATURES

- Aries' Universal Test Socket accepts devices on .300 to .600 [7.62 to 15.24] centers.
- All pin count sockets go into PCB with either .300 or .600 [7.62 to 15.24] centers.
- Swing quick-release handle down to open contacts and insert device. Release and handle automatically returns as contacts close onto device leads.
- Socket handle can be mounted on either the right or left side.
- Sockets can be soldered into PCBs or plugged into any socket.

SPECIFICATIONS

- Standard socket body (-10, -10TL, -11, -16 sockets) are Black UL 94V-0 Glass Filled Polyphenylene Sulfide (PPS). High-temp. socket body (-18 sockets) are Natural color Polyetheretherketone (PEEK).
- Handle is Stainless Steel.
- Handle knob is Brass Alloy 360, 1/2 hard (no knob on loop handle).
- Contact material is either: -10, -10TL, -11 = Beryllium Copper Alloy 172 per QQ-C-553. -16 = Spinodal Alloy -18 = Beryllium Nickel Alloy 360, 1/2 hard.
- All Beryllium Copper Alloy contacts have a 50µ" [1.27µm] min. Nickel underplate per QQ-N-290, overplated with either: -10 = 200µ" [5.08µm] min. Matte Tin per ASTM B545-97 -10TL=200µ" [5.08µm] min. 90/10 Tin/Lead per MIL-T-10727. -11=10µ" [0.25µm] min. Gold per MIL-G-45204.
- Spinodal Alloy contact plating, -16=50µ" [1.27µm] min. Nickel Boron.
- Hi-temp. Beryllium Nickel contact plating, -18=50µ" [1.27µm] Nickel Boron.
- Contact current rating=1 Amp.
- Insulation resistance=1000 MOhms min.
- Dielectric withstanding voltage=1000 VAC.
- Life cycle: 25,000 to 50,000 cycles.
- Operating Temp: minimum -67°F [-55°C]; maximum 221°F [105°C] for Tin plating, 302°F [150°C] for Gold plating, 392°F [200°C] for Nickel Boron plating, 482°F [250°C] for hi-temperature socket
- Retention Force (when closed): 55 grams/pin based on a 0.020 [0.51] diameter test lead
- Accepts Leads .015-.035 [.38-.89] wide, .110-.280 [2.79-7.11] long



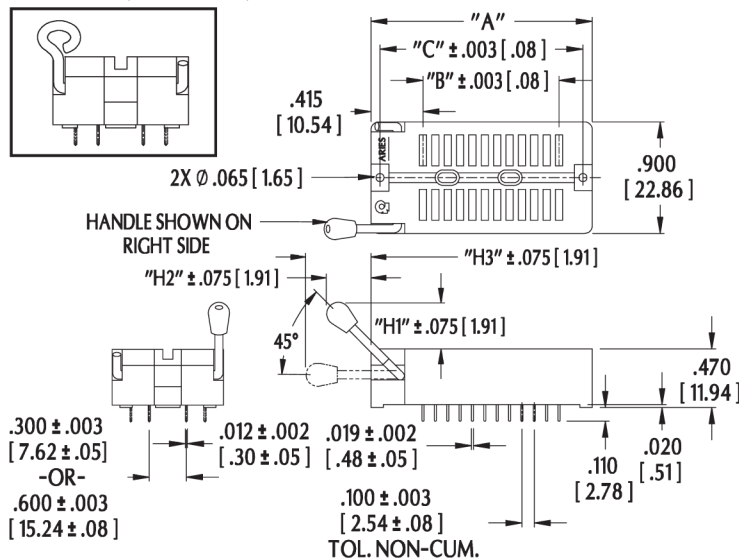
NOTE: Aries specializes in custom design and production. In addition to the standard products shown on this page, special materials, platings, sizes, and configurations can be furnished, depending on quantities. Aries reserves the right to change product specifications without notice.

MOUNTING CONSIDERATIONS

- See socket footprint below.

ALL DIMENSIONS: INCHES [MILLIMETERS]

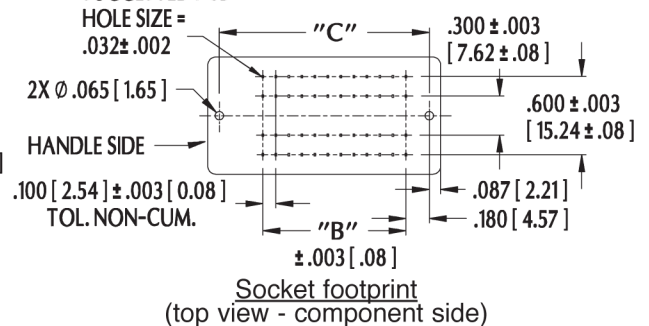
LOOP HANDLE (shown left side)



"A" = (NO. OF PINS PER ROW x 0.100 [2.54]) + 0.590 [14.99]
 "B" = (NO. OF PINS PER ROW - 1) x 0.100 [2.54]
 "C" = (NO. OF PINS PER ROW x 0.100 [2.54]) + 0.415 [10.54]
 All tolerances ±0.005 [0.13] unless otherwise specified

Handle	Dim. "H1"	Dim. "H2"	Dim. "H3"
Long w/ knob	.568 [14.43]	.471 [11.96]	.760 [19.30]
Short w/ knob	.317 [8.05]	.252 [6.40]	.435 [11.05]
Loop (no knob)	.270 [6.86]	.193 [4.90]	.405 [10.29]

SUGGESTED PCB



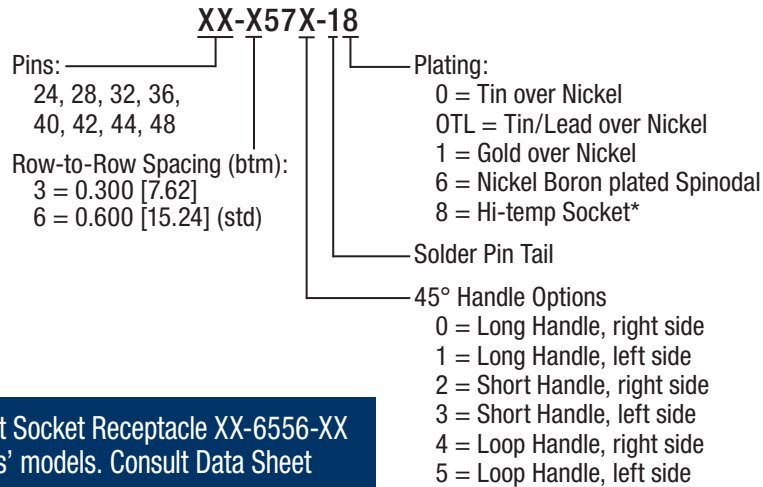
Bristol, PA 19007-6810 USA
 TEL (215) 781-9956 • FAX (215) 781-9845
 WWW.ARIESELEC.COM • INFO@ARIESELEC.COM





Series X57X Quick-Release Universal Zero-Insertion-Force DIP Test Socket

ORDERING INFORMATION



Socket fits Aries' Test Socket Receptacle XX-6556-XX or similar competitors' models. Consult Data Sheet 10003.

*NOTE: only Loop Handle available w/hi-temp. socket



ARIES
ELECTRONICS, INC.

Bristol, PA 19007-6810 USA
TEL (215) 781-9956 • FAX (215) 781-9845
WWW.ARIESELEC.COM • INFO@ARIESELEC.COM

