

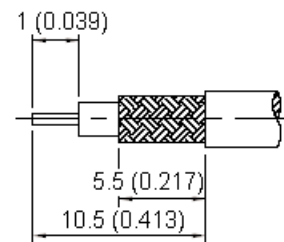
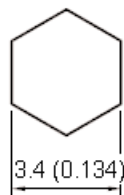
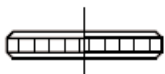
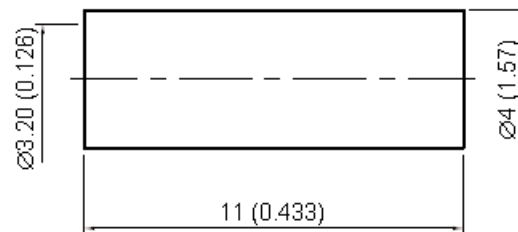
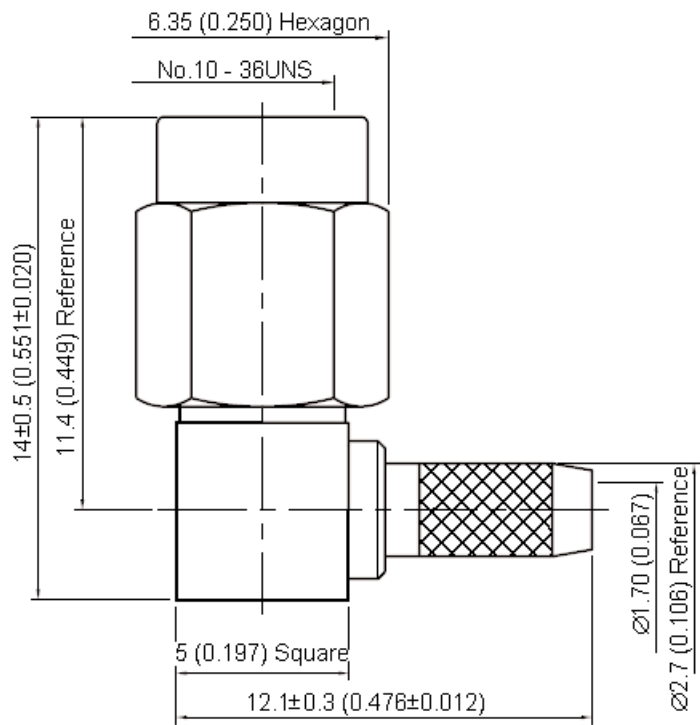


PART NO.

49-04L-TGG

REVISIONS

ECN #	REV	DESCRIPTION	DRAWN	DATE	CHECKD	DATE	APPRVD	DATE
-	A	RELEASED	Sumana	01/2/08	Suresh	01/2/08	G. C	15/2/08



Dimensions : Millimetres (Inches) Hexagon Dimension

Stripping Dimension

This data sheet and its contents (the "Information") belong to the Premier Farnell Group (the "Group") or are licensed to it. No licence is granted for the use of it other than for information purposes in connection with the products to which it relates. No licence of any intellectual property rights is granted. The Information is subject to change without notice and replaces all data sheets previously supplied. The Information supplied is believed to be accurate but the Group assumes no responsibility for its accuracy or completeness, any error in or omission from it or for any use made of it. Users of this data sheet should check for themselves the Information and the suitability of the products for their purpose and not make any assumptions based on information included or omitted. Liability for loss or damage resulting from any reliance on the Information or use of it (including liability resulting from negligence or where the Group was aware of the possibility of such loss or damage arising) is excluded. This will not operate to limit or restrict the Group's liability for death or personal injury resulting from its negligence. SPC MULTICOMP is the registered trademark of the Group. © Premier Farnell plc 2008.

TOLERANCES:

UNLESS OTHERWISE SPECIFIED, DIMENSIONS ARE FOR REFERENCE PURPOSES ONLY.

DRAWN BY:	DATE:
Sumana	01/02/08
CHECKED BY:	DATE:
Suresh	01/02/08
APPROVED BY:	DATE:
G.Cook	15/02/08

DRAWING TITLE:

Right Angle Crimp Plug - SSMA

SIZE <b>A</b>	DWG NO. <b>M10000698</b>	ELECTRONIC FILE 49-04L-TGG_DWG	REV <b>A</b>
SCALE: NTS		U.O.M.: mm (Inches)	SHEET: 1 OF 2



PART NO.

49-04L-TGG

REVISIONS

ECN #	REV	DESCRIPTION	DRAWN	DATE	CHECKD	DATE	APPRVD	DATE
-	A	RELEASED	Sumana	01/2/08	Suresh	01/2/08	G. C	15/2/08

**Specifications:**

Bodies : Stainless Steel per JIS-SUS 303.  
 Centre Contact : Beryllium Copper per ASTM B196 UNS C17300.  
 Insulation : Teflon per ASTM D1457 and ASTM D1710.  
 Connector interface per MIL-STD-348A.  
 Part to be clean and free of burrs.

**Specification Table**

Number	Description	Material	Finish	Part Number
1	Shell	Stainless Steel	Gold 3μ" Minimum	49-04L-TGG
2	Insulation	Teflon	None	
3	Gasket	Silicone		
4	Centre Contact	Beryllium Copper	Gold 50μ" Minimum	
5	Washer	Stainless Steel	None	
6	Body		Gold 3μ" Minimum	
7	Chassis			
8	Crimp Ferrule	Brass	Gold	
9	Cap		Gold 3μ" Minimum	

<http://www.farnell.com>  
<http://www.newark.com>  
<http://www.cpc.co.uk>

This data sheet and its contents (the "Information") belong to the Premier Farnell Group (the "Group") or are licensed to it. No licence is granted for the use of it other than for information purposes in connection with the products to which it relates. No licence of any intellectual property rights is granted. The Information is subject to change without notice and replaces all data sheets previously supplied. The Information supplied is believed to be accurate but the Group assumes no responsibility for its accuracy or completeness, any error in or omission from it or for any use made of it. Users of this data sheet should check for themselves the Information and the suitability of the products for their purpose and not make any assumptions based on information included or omitted. Liability for loss or damage resulting from any reliance on the Information or use of it (including liability resulting from negligence or where the Group was aware of the possibility of such loss or damage arising) is excluded. This will not operate to limit or restrict the Group's liability for death or personal injury resulting from its negligence. SPC MULTICOMP is the registered trademark of the Group. © Premier Farnell plc 2008.

**TOLERANCES:  
UNLESS OTHERWISE SPECIFIED, DIMENSIONS ARE FOR REFERENCE PURPOSES ONLY.**

<b>DRAWN BY:</b>	<b>DATE:</b>
Sumana	01/02/08
<b>CHECKED BY:</b>	<b>DATE:</b>
Suresh	01/02/08
<b>APPROVED BY:</b>	<b>DATE:</b>
G.Cook	15/02/08

<b>DRAWING TITLE:</b>			
<b>Right Angle Crimp Plug - SSMA</b>			
<b>SIZE</b>	<b>DWG NO.</b>	<b>ELECTRONIC FILE</b>	<b>REV</b>
A	M10000698	49-04L-TGG_DWG	A
<b>SCALE: NTS</b>		<b>U.O.M.: mm (Inches)</b>	<b>SHEET: 2 OF 2</b>