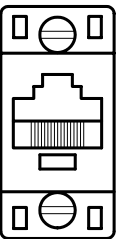


ALL RIGHTS RESERVED. NO PORTION OF THIS PUBLICATION, WHETHER IN WHOLE OR IN PART CAN BE REPRODUCED WITHOUT THE EXPRESS WRITTEN CONSENT OF SPC TECHNOLOGY.

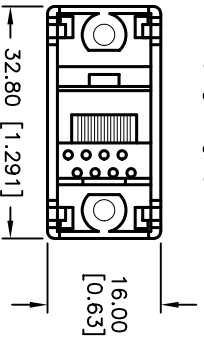
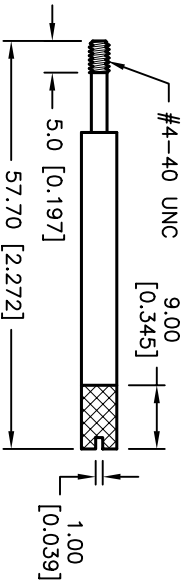
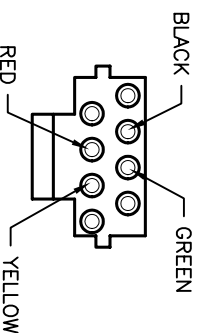
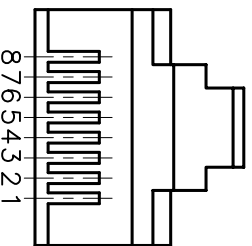
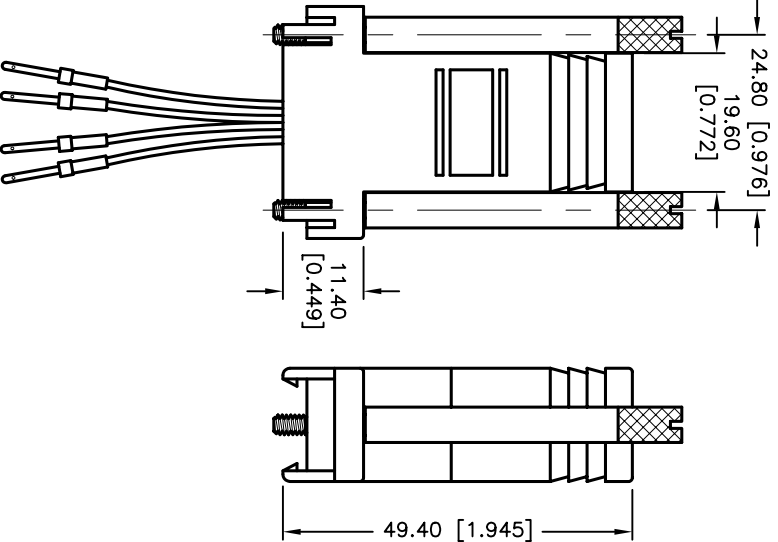
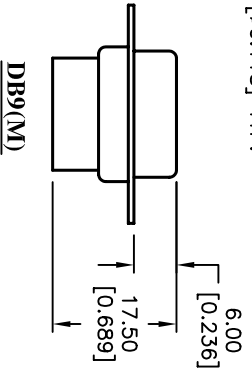
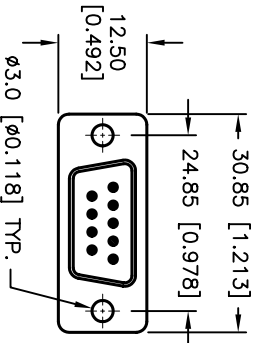
SPC-F005.DWG

REVOLUTIONS		DCP NO.	SPC-F005	Effective:	7/8/02	DCP No:	1398	
DCP #	REV	DESCRIPTION	DRAWN	DATE	CHECKD	DATE	APPRVD	DATE
858	A	RELEASED	HO	10/22/02	JWM	10/28/02	DJC	10/28/02



FRONT VIEW OF 6P4C TELEPHONE JACK

WIRE SYSTEM: 1 — 2 — 3 — 4 — 5 — 6 — 7 — 8  
 — — — — — BLK RED GEN YEL — —



**SPECIFICATION:**

- D-Sub Connector: Tin-Plated Shell with Black Color Insulator
- Contact:
  - A. D-Sub: Brass, Gold-Plated
  - B. RJ11: Brass, Gold-Plated
- Body: ABS
- Thumb Screw: Steel, Nickel-plated
- Electronic Wire: UL1061, 26AWG

DISCLAIMER:

ALL STATEMENTS AND TECHNICAL INFORMATION CONTAINED HEREIN ARE BASED UPON INFORMATION AND/OR TESTS WE BELIEVE TO BE ACCURATE AND RELIABLE. SINCE CONDITIONS OF USE ARE BEYOND OUR CONTROL, THE USER SHALL DETERMINE THE SUITABILITY OF THE PRODUCT FOR THE INTENDED USE AND ASSUME ALL RISK AND LIABILITY WHATSOEVER IN CONNECTION THEREWITH.

**TOLERANCES:**

Tolerances Unless Otherwise Specified  
 .X ±0.2 [0.008]  
 .XX ±0.12 [0.005]

**DRAWN BY:** HISHAM ODISH

**DATE:** 10/22/02

**CHECKED BY:** JEFF MCWICKER

**DATE:** 10/28/02

**APPROVED BY:** DANIEL CAREY

**DATE:** 10/28/02

**DRAWING TITLE:**

**ADAPTER, DB9 PIN MALE, RJ11, 4 CONDUCTORS**

**SIZE:** A

**DWG. NO.:** 8588-0194

**SCALE:** NTS

**U.O.M.:** mm [INCHES]

**ELECTRONIC FILE:** 52N9484.DWG

**REV:** A

**SHEET:** 1 OF 1