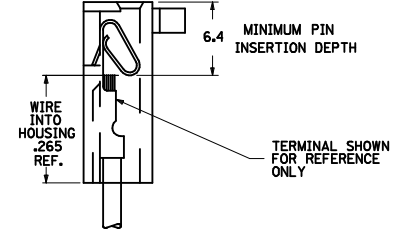
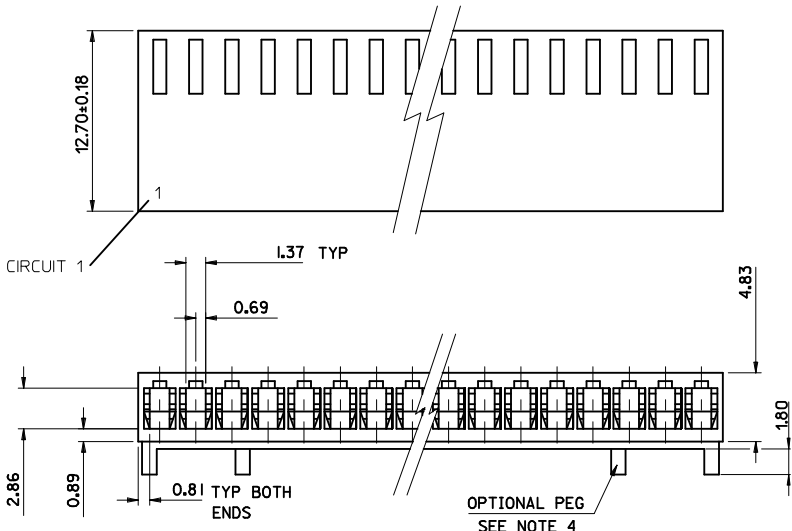


C-C
PARTIAL SECTION

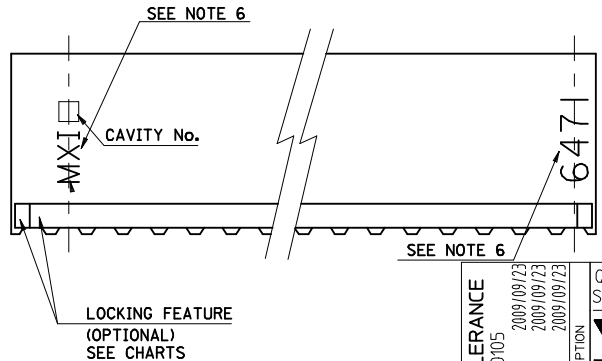


- NOTES:
1. MATERIAL: POLYAMIDE (PA66/6), UL94 V-0
COLOR: NATURAL PER THE FOLLOWING 89992-0086
 2. FOR USE WITH ANTI-FISH HOOKING TERMINAL No. 4809-*
 3. SEE SHT. 3 FOR PARTS WITH VOIDS.
 4. OPTIONAL CENTRE PEGS TO BE USED ON Tcct & LARGER SIZES ONLY. SEE SHT. 3 FOR CHARTED ENG. No.'S.
 5. PART No. PRECEDED BY CODE LETTER DESIGNATES MFG. LOC'N. I=IRELAND

E-6471-N-***
 No. OF CCTS: BLANK = STD. VOID, B = OPT. STYLE VOID
 VOID CCT LOC'N.
 HOUSING STYLE: BLANK NO LOCKING RAMP, I = LOCKING RAMP & POL. RIB, S = OPT. PEG, R = LOCKING RAMP ONLY

6. 'MX*' MARK AND PART I.D. '6471' APPEAR EITHER ON FRONT OR BACK SIDE. SEE FRONT VIEW FOR SIDE ORIENTATION.

28	68.58±0.35	71.58±0.35
27	66.04±0.35	69.04±0.35
26	63.50±0.35	66.50±0.35
25	60.96±0.35	63.96±0.35
24	58.42±0.35	61.42±0.35
23	55.88±0.35	58.88±0.35
22	53.34±0.35	56.34±0.35
21	50.80±0.35	53.80±0.35
20	48.26±0.35	51.26±0.35
19	45.72±0.35	48.72±0.35
18	43.18±0.35	43.18±0.35
17	40.64±0.35	43.64±0.35
16	38.10±0.35	41.10±0.35
15	35.56±0.35	38.56±0.35
14	33.02±0.35	33.02±0.35
13	30.48±0.35	33.48±0.35
12	27.94±0.35	30.94±0.35
11	25.40±0.35	28.40±0.35
10	22.86±0.35	25.86±0.35
9	20.32±0.35	23.32±0.35
8	17.78±0.35	20.78±0.35
7	15.24±0.35	18.24±0.35
6	12.70±0.15	15.70±0.15
5	10.16±0.15	13.16±0.15
4	7.62±0.15	10.62±0.15
3	5.08±0.15	8.08±0.15
2	2.54±0.15	5.54±0.15
No. OF CCTS	DIM A	DIM B



ADJUST TOLERANCE
 EC NO: E2010-0105
 DRAWN: BMAGUIRE 2009/09/23
 CHKD: 2009/09/23
 APPR: BMAGUIRE 2009/09/23
 DESCRIPTION

QUALITY SYMBOLS
 GENERAL TOLERANCES (UNLESS SPECIFIED)
 4 PLACES ± --- ± ---
 3 PLACES ± --- ± ---
 2 PLACES ± 0.15 ± ---
 1 PLACE ± 0.25 ± ---
 ANGULAR ± ---°
 DRAFT WHERE APPLICABLE MUST REMAIN WITHIN DIMENSIONS

DIMENSION STYLE
 MM ONLY
 DRAWN BY: SF
 DATE: 2000/07/14
 CHECKED BY: DWASZKIEWICZ
 DATE: 2006/02/27
 APPROVED BY: JDENNEHY
 DATE: 2006/02/27
 MATERIAL NO.
 SEE CHART

SCALE: 1:1
 DESIGN UNITS: METRIC
 THIRD ANGLE PROJECTION
 TITLE: 2.54 MM KK CRP TRM HSG IL
 MOLEX INCORPORATED
 DOCUMENT NO.: SD-6471-N***
 SHEET NO.: 1 OF 5

PART NO. SEE CHART
 DWG. NO. SD-6471-N-...

PART No.	ENG No.	No. OF CIRCUITS	RAMP & POL. RIBS	DIM. A	DIM. B
22-01-2025	E-6471-021	2	YES	↑	↑
↑ -2035	↑ -031	3	↑		
-2045	-041	4			
-2055	-051	5			
-2065	-061	6			
-2075	-071	7			
-2085	-081	8			
-2095	-091	9			
-2105	-101	10			
-2115	-111	11			
-2125	-121	12			
-2135	-131	13			
-2145	-141	14			
-2155	-151	15			
-2165	-161	16			
-2175	-171	17			
-2185	-181	18			
-2195	-191	19			
-2205	-201	20			
-2215	-211	21			
-2225	-221	22			
↓ -2235	-231	23			
22-01-2245	-241	24			
NOT TOOLED	-251	25			
22-01-2265	-261	26			
NOT TOOLED	↓ -271	27			
22-01-2285	E-6471-281	28	YES	↓	↓

SEE SHEET I FOR DIMENSION
 SEE SHEET I FOR DIMENSION

PART No.	ENG No.	No. OF CIRCUITS	LOCKING FEATURE	DIM. A	DIM. B
22-01-2026	E-6471-2	2	NO	↑	↑
↑ -2036	↑ -3	3	↑		
-2046	-4	4			
-2056	-5	5			
-2066	-6	6			
-2076	-7	7			
-2086	-8	8			
-2096	-9	9			
-2106	-10	10			
-2116	-11	11			
-2126	-12	12			
-2136	-13	13			
-2146	-14	14			
-2156	-15	15			
-2166	-16	16			
-2176	-17	17			
-2186	-18	18			
-2196	-19	19			
-2206	-20	20			
↓ -2216	-21	21			
22-01-2226	-22	22			
NOT TOOLED	-23	23			
22-01-2246	-24	24			
NOT TOOLED	-25	25			
22-01-2266	-26	26			
22-01-2276	↓ -27	27			
22-01-2286	E-6471-28	28	NO	↓	↓

SEE SHEET I FOR DIMENSION
 SEE SHEET I FOR DIMENSION

A SEE SHEET I.

REVISIONS

DIMENSIONS SHOWN (METRIC) INCH
 UNLESS OTHERWISE SPECIFIED
 TOLERANCES: ANGULAR ± 1/2°

3 PLACE ± .	
2 PLACE ± .	±
1 PLACE ± .	±

DRAFT WHERE APPLICABLE MUST REMAIN WITHIN DIMENSIONS

DESIGN DIMENSION (MM) IN.
 (PRIMARY)

EQUIVALENT DIMENSION (MM) IN.
 (SECONDARY)

DRWG BY: SF
 CHK'D BY:
 APP'D BY:
 SCALE: -

REVISE ONLY ON CAD SYSTEM SHL REV.

CAD/CAM FILENAME: SD-6471-N-.502
 THIS DRAWING CONTAINS INFORMATION THAT IS PROPRIETARY TO MOLEX INC. & SHOULD NOT BE USED WITHOUT WRITTEN PERMISSION

TITLE: 2.54 mm KK Crp Trm Hsg II

MOLEX EUROPE SHEET NO. DATE: 20F 15/07/00

PART NO. SEE CHART DWG NO. SD-6471-N-... SIZE B

PART NO. SEE CHART
 DWG. NO. SD-6471-N-...

PART No.	ENG No.	No. OF CIRCUITS	RAMP & POL. RIBS	VOID CCT LOCATION	DIM. A	DIM. B
22-01-4022	E-6471-021-02	2	YES	2	↑	↑
↑ -4032	↑ -031-02	3	↑	↑	↑	↑
-4042	-041-02	4				
-4052	-051-02	5				
-4062	-061-02	6				
-4072	-071-02	7				
-4082	-081-02	8				
-4092	-091-02	9				
-4102	-101-02	10				
-4112	-111-02	11				
-4122	-121-02	12				
-4132	-131-02	13				
-4142	-141-02	14				
-4152	-151-02	15				
-4162	-161-02	16				
-4172	-171-02	17				
-4182	-181-02	18				
-4192	-191-02	19				
-4202	-201-02	20				
-4212	-211-02	21				
-4222	-221-02	22				
-4232	-231-02	23				
-4242	-241-02	24				
-4252	-251-02	25				
-4262	-261-02	26				
-4272	-271-02	27				
22-01-4282	E-6471-281-02	28	YES	2	↓	↓

PART No.	ENG No.	No. OF CIRCUITS	LOCKING FEATURE	VOID CCT LOCATION	DIM. A	DIM. B
22-01-4021	E-6471-02-02	2	NO	2	↑	↑
↑ -4031	↑ -03-02	3	↑	↑	↑	↑
-4041	-04-02	4				
-4051	-05-02	5				
-4061	-06-02	6				
-4071	-07-02	7				
-4081	-08-02	8				
-4091	-09-02	9				
-4101	-10-02	10				
-4111	-11-02	11				
-4121	-12-02	12				
-4131	-13-02	13				
-4141	-14-02	14				
-4151	-15-02	15				
-4161	-16-02	16				
-4171	-17-02	17				
-4181	-18-02	18				
-4191	-19-02	19				
-4201	-20-02	20				
-4211	-21-02	21				
-4221	-22-02	22				
-4231	-23-02	23				
-4241	-24-02	24				
-4251	-25-02	25				
-4261	-26-02	26				
↓ -4271	↓ -27-02	27				
22-01-4281	E-6471-28-02	28	NO	2	↓	↓

SEE SHEET I.		DIMENSIONS SHOWN (METRIC) INCH UNLESS OTHERWISE SPECIFIED TOLERANCES: ANGULAR ± 1/2°		DRWG BY SF		REVISE ONLY ON CAD SYSTEM		SHL REV.	
		INCH (METRIC)		CHK'D BY		CAD/CAM FILENAME SD-6471-N - .503		THIS DRAWING CONTAINS INFORMATION THAT IS PROPRIETARY TO MOLEX INC. & SHOULD NOT BE USED WITHOUT WRITTEN PERMISSION	
A		3 PLACE ± .		APP'D BY		TITLE 2.54 mm KK Crp Trm Hsg II		SHEET NO. DATE	
		2 PLACE ± .		SCALE		MOLEX EUROPE		30F 13/07/00	
LTR		1 PLACE ±		SCALE		PART NO.		SIZE	
		DRAFT WHERE APPLICABLE MUST REMAIN WITHIN DIMENSIONS		-		SEE CHART		B	
		DESIGN DIMENSION (PRIMARY) <input type="checkbox"/> (MM) <input type="checkbox"/> IN.				DWG NO.			
		EQUIVALENT DIMENSION (SECONDARY) <input type="checkbox"/> (MM) <input type="checkbox"/> IN.				SD-6471-N-...			

PART NO. SEE CHART
 DWG. NO. SD-6471-N

HOUSING WITH OPTIONAL PEGS

PART No.	ENG No.	No. OF CIRCUITS	RAMP & POL. RIBS	DIM. A	DIM. B
NOT TOOLED	E-6471-7S	7	YES	↑	↑
↑	↑ -8S	8	↑	↑ SEE SHEET I FOR DIMENSION	↑ SEE SHEET I FOR DIMENSION
	-9S	9			
	-10S	10			
	-11S	11			
	-12S	12			
	-13S	13			
	-14S	14			
	-15S	15			
	-16S	16			
	-17S	17			
	-18S	18			
	-19S	19			
	-20S	20			
	-21S	21			
	-22S	22			
	-23S	23			
	-24S	24			
	-25S	25			
	-26S	26			
	↓ -27S	27	↓		
NOT TOOLED	E-6471-28S	28	YES	↓	↓

PART No.	ENG No.	No. OF CIRCUITS	RAMP & POL. RIBS	VOID CCT LOCATION	DIM. A	DIM. B		
22-01-4123	E-6471-12-11	12	NO	11	↑	↑		
22-01-4124	↑ -121-11	12	YES	11	↑ SEE SHEET I FOR DIMENSION	↑ SEE SHEET I FOR DIMENSION		
NOT TOOLED	-24-01	24	NO	1				
NOT TOOLED	-241-01	24	YES	1				
22-01-6132	-13-51	13	NO	2 & 5				
NOT TOOLED	-131-51	13	YES	2 & 5				
22-01-6134	-13-52	13	NO	9 & 12				
22-01-6135	-131-52	13	YES	9 & 12				
NOT TOOLED	-7-3	7	NO	3				
97-00-0739	-71-3	7	YES	3				
97-00-0061	-15-51	15	NO	2 & 8				
NOT TOOLED	-151-51	15	YES	2 & 8				
97-00-0189	-5-4	5	NO	4				
97-00-0620	-51-4	5	YES	4				
97-00-0619	↓ -51-3	5	YES	3				
97-00-0740	E-6471-61-3	6	YES	3			↓	↓

A SEE SHEET I.

REVISIONS

DIMENSIONS SHOWN (METRIC) INCH
 UNLESS OTHERWISE SPECIFIED
 TOLERANCES: ANGULAR ± 1/2°

3 PLACE ± .	
2 PLACE ± .	±
1 PLACE ± .	±

DRAFT WHERE APPLICABLE MUST REMAIN WITHIN DIMENSIONS

DESIGN DIMENSION (MM)
 (PRIMARY) IN.

EQUIVALENT DIMENSION (MM)
 (SECONDARY) IN.

DRWG BY: SF

CHK'D BY:

APP'D BY:

SCALE: -

REVISE ONLY ON CAD SYSTEM SHL REV.

CAD/CAM FILENAME: SD-6471-N - .504
 THIS DRAWING CONTAINS INFORMATION THAT IS PROPRIETARY TO MOLEX INC. & SHOULD NOT BE USED WITHOUT WRITTEN PERMISSION

TITLE: 2.54 mm KK Crp Trm Hsg II

MOLEX EUROPE SHEET NO. DATE: 40F 17/07/00

PART NO. SEE CHART DWG NO. SD-6471-N-... SIZE B

OPTIONAL STYLE VOID (SECTION E-E)

PART No.	ENG No.	No. OF CIRCUITS	VOID CCT LOCATION	RAMP & POL. RIBS	DIM. A	DIM. B
22-01-602I	E-6471-02-02B	2	2	NO	↑	↑
NOT TOOLED	↑ -02I-02B	2	↑	YES	↑ DIM	↑ DIM
22-01-607I	-07-02B	7		NO		
NOT TOOLED	↑ -07I-02B	7		YES		
22-01-610I	-10-02B	10		NO		
NOT TOOLED	↑ -10I-02B	10		YES		
22-01-611I	-11-02B	11		NO		
NOT TOOLED	↓ -11I-02B	11	↓	YES	↓ SEE SHT. I FOR DIM	↓ SEE SHT. I FOR DIM
NOT TOOLED	E-6471-11I-02B	11	2	YES		

PART No.	ENG No.	No. OF CIRCUITS	RAMP ONLY	DIM. A	DIM. B
97-00-1062	E-6471-2R	2	YES	↑	↑
↑ -1063	↑ -3R	3	↑		
-1064	-4R	4			
-1065	-5R	5			
-1066	-6R	6			
-1067	-7R	7			
-1068	-8R	8			
-1069	-9R	9			
-1070	-10R	10			
-1071	-11R	11			
-1072	-12R	12			
-1073	-13R	13			
-1074	-14R	14			
-1075	-15R	15			
↓ -1076	-16R	16			
97-00-1077	-17R	17			
NOT TOOLED	-18R	18			
↑	-19R	19			
	-20R	20			
	-21R	21			
	-22R	22			
	-23R	23			
	-24R	24			
	-25R	25			
	-26R	26			
	-27R	27			
NOT TOOLED	E-6471-28R	28	YES	↓	↓

PART NO. SEE CHART
 DRG. NO. SD-6471-N-...

SEE SHEET I.

REVISIONS

DIMENSIONS SHOWN (METRIC) INCH	
UNLESS OTHERWISE SPECIFIED TOLERANCES: ANGULAR ± 1/2°	
INCH	(METRIC)
3 PLACE ± .	
2 PLACE ± .	±
1 PLACE ±	±
DRAFT WHERE APPLICABLE MUST REMAIN WITHIN DIMENSIONS	
DESIGN DIMENSION (PRIMARY)	<input type="checkbox"/> (MM) <input type="checkbox"/> IN.
EQUIVALENT DIMENSION (SECONDARY)	<input type="checkbox"/> (MM) <input type="checkbox"/> IN.

DRWG BY SF
 CHK'D BY
 APP'D BY
 SCALE -

REVISE ONLY ON CAD SYSTEM		SHL. REV.
CAD/CAM FILENAME SD-6471-N - .505		THIS DRAWING CONTAINS INFORMATION THAT IS PROPRIETARY TO MOLEX INC. & SHOULD NOT BE USED WITHOUT WRITTEN PERMISSION
TITLE 2.54 mm KK Cpr Trm Hsg II		
MOLLEX MOLEX EUROPE		SHEET NO. DATE 50F 17/07/00
PART NO. SEE CHART	DWG NO. SD-6471-N-...	SIZE B