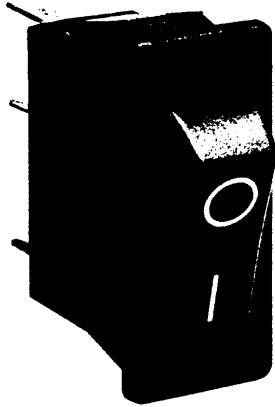


311-6888 (19975)

# 5503 Rocker Switches-Single Pole 16A 250Vac Illuminated & twins



16(4)A 250Vac T85 [10(3)A 250Vac T100 on application]

Inrush 24A to EN61058-1

20A 28Vdc

UL CSA 16A 250Vac

UL CSA 250Vac 1hp, 125Vac ½hp

UL file no. E45221

μ contact gap. Suitable for class II appliances.

Illuminated switches available with red, amber, green or clear lenses (Specify voltage up to 230V).

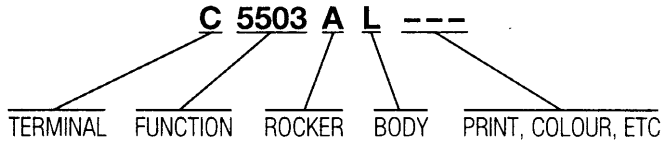
For Twin units specify details for both halves.

On Off Switches are On when pressed over terminal 3.

◆ = Automatically assembled.

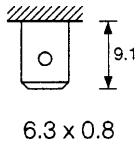
Additional technical data for this product range will be found on page 2.

Examples of full 10 figure product numbers appear under the photographs opposite. To order other variants use this chart for the first 7 digits, then specify print, colour, etc.



## ▶ TERMINAL CODE

C



## ▶ SWITCH FUNCTION CODE




## ▶ ROCKER CODE

A  
Softline  
Matt only

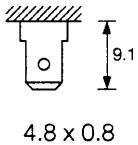


5503 ◆ μ  
Preferred option

ON/OFF  
with light  
Switched neutral



H



P  
Illuminated Window  
Matt only

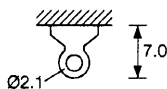


5508 μ  
For special applications

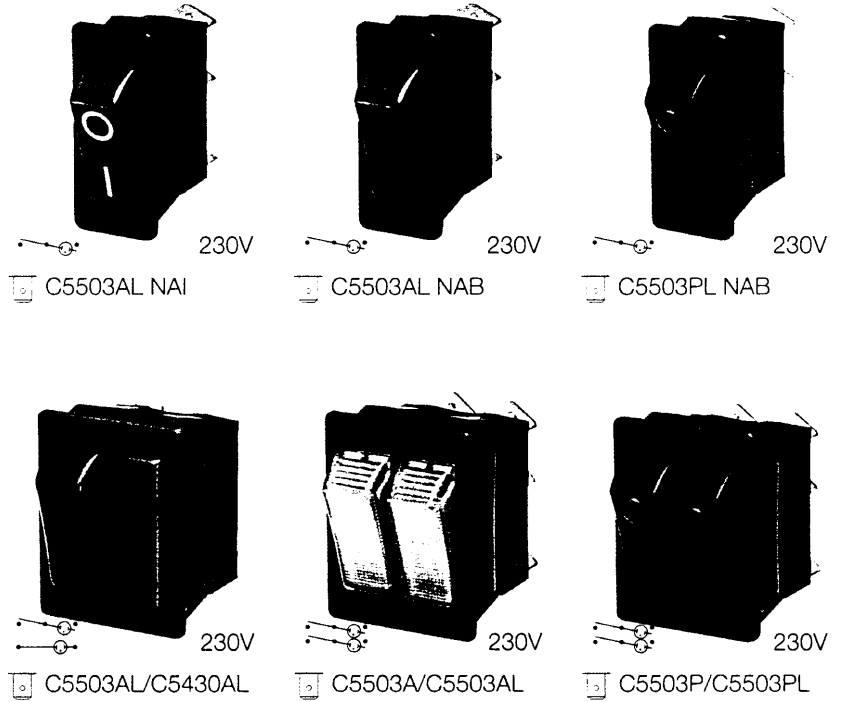
ON/OFF  
with light  
Unswitched neutral



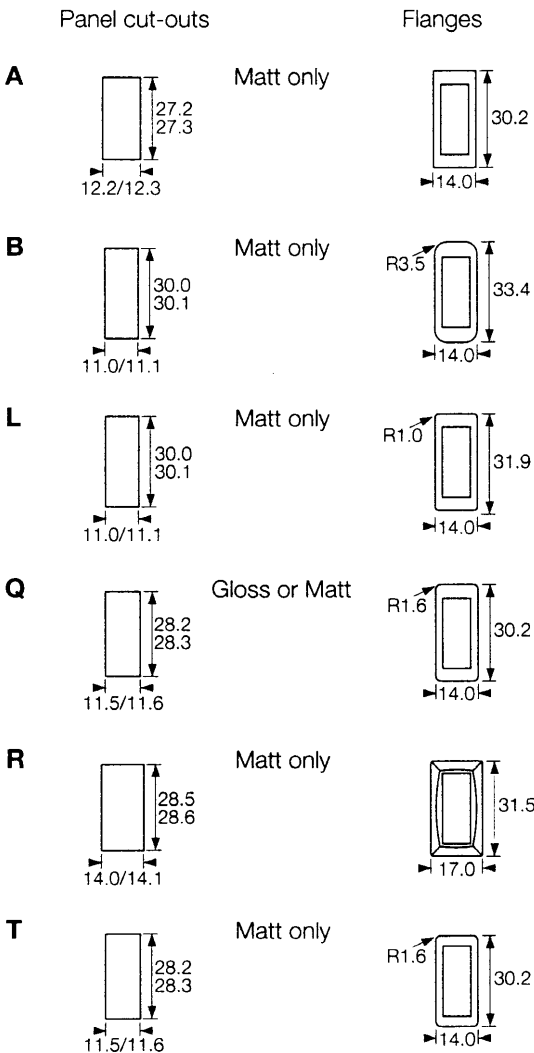
T



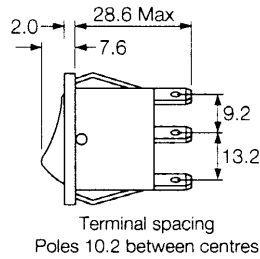
Solder tag



**BODY CODE**



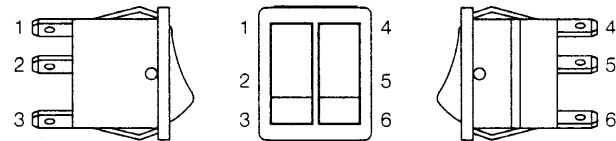
**DIMENSIONS**



For snap-in fixing, panel holes must be punched in the same direction as the unit is to be fitted. Panel thickness between 0.75 and 2.5mm.

**Twin units**

Two single switches or a switch and an indicator light can be assembled side by side in one double pole body, for details of body sizes see pages 17 & 19.



For twin and dual units the first 6 digits of the catalogue number refer to the left hand unit, when looking at the front of the assembly. (This has terminal numbers 1, 2 & 3).

**Moisture resistant covers**

To fit A, L, Q, and T bodies.  
 Panel sealing washers, W46 (single pole), and W42 (double pole) are available for certain bodies (contact Arco sales). Details of these products can be found on pages 11, 15 & 17.

**Examples of printing**



# Technical Information - Switches and Fuseholders

Most major technical information is shown on the page covering the specific product, other details are grouped here for easy reference.

The details shown apply to all switches and fuseholders. For Indicators see page 39

<b>MATERIALS</b>	<b>MOST PRODUCTS</b>	<b>EXCEPTIONS</b>
Body and actuator (opaque)	Nylon 6.6	0916 & 0911 Vandal options are stainless steel
Actuator (transparent)	Polycarbonate	0916 & 0911 Vandal options are stainless steel
Current carrying parts	Copper Alloy	
	Silver Plated	
Contact points	Silver Alloy	N/A for 0055 & 2000, Gold plated for 1100
<b>PROPERTIES</b>		
Electrical		
Electrical Life (Operations)	>10k	0055/56, 1300, 3100, 3005/6 - >50k unless otherwise detailed
Contact Resistance (switches) new condition (mΩ)	<20	
Contact Resistance (fuseholders) new condition (mΩ)	5 (average)	
Insulation Resistance (MΩ)	>20	
Dielectric Strength: (kV)		
across open contacts	>1	
between poles	>3	
between live parts and accessible metal	>4	
Comparative Tracking Index (CTI)	>250	
<b>PROPERTIES</b>		
Physical		
Humidity Resistance at 91-95% relative humidity (to subsequently comply with requirements of dielectric strength test) (hrs)	48	
Impact Resistance (Nm)	>0.5	
Storage term 5 year period (°C)	<125	Some discolouration of terminals may occur
Flame Retardancy:		
Standard	UL94V2	Polycarbonate actuators - UL94V2 only
On Request	UL94V0	Not all colours or variants
Solderability to BS 2011 pt.2.1T -	6 secs at 350°C	
Angular movement ± 4° overall (where applicable)	38°	1250, 8500, 8550, 8600, 8650, 8800 - 26°
Force to operate (Kg). For details contact our Sales office	0.2 - 2.0	
Fixing nut torque (where applicable)	1.0Nm (8.91 lb/in)	

## GENERAL INFORMATION

### All switches

Insulation Class II.  
Heat and Fire resistance Category D.  
Ingress Protection without cover IP40.  
DC ratings are not approved

### Spring return rocker switches

Please contact our Sales department for advice on these products

### Illuminated rockers and indicators

Transparent lenses on signal lamps, neon indicators and illuminated switches are moulded in polycarbonate, a material which is attacked by organic chemicals and animal or vegetable fats.  
Please contact our Sales department for advice on these products

Product Weight (g)	Single pole	Double pole	Product Weight (g)	Single pole	Double pole
0055, 0056	6.5	-	3100	12.5	-
1100	2.1	-	4000	9.0	-
1250	5.7	7.2	7000	11.1	14.1
1300	5.9	11.0	8300	4.0	5.0
1500, 5500	5.8	11.0	8500	3.8	4.8
1584-1589	-	11.1	8800	2.7	-
2000 2posC body	3.8	4.5	0711-1S	16.0	-
2000 5posA body	6.3	7.1	0712-S	27.0	-
T2225B	-	5.0	0717-1S	22.0	-
3000	10.4	-			