

# Spezifikation für Freigabe / specification for release

Kunde / customer : \_\_\_\_\_  
 Artikelnummer / part number : **7447745039**  
 Bezeichnung : **SMD-SPEICHERDROSSEL WE-PD2**  
 description : **POWER CHOKE WE-PD2**

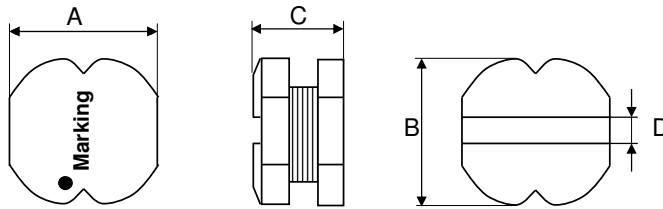
LF



**WÜRTH ELEKTRONIK**

DATUM / DATE : 2009-05-19

## A Mechanische Abmessungen / dimensions:



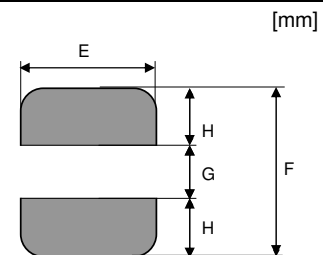
	Typ MS	
A	<b>5,2 ± 0,3</b>	mm
B	<b>5,8 ± 0,3</b>	mm
C	<b>2,0 ± 0,3</b>	mm
D	<b>2,0 ref.</b>	mm
E	<b>5,5 ref.</b>	mm
F	<b>6,0 ref.</b>	mm
G	<b>1,7 ref.</b>	mm
H	<b>2,15 ref.</b>	mm

● = Start of winding      Marking = Inductance code

## B Elektrische Eigenschaften / electrical properties:

Eigenschaften / properties	Testbedingungen / test conditions		Wert / value	Einheit / unit	tol.
Induktivität / inductance	<b>100 kHz / 10mA</b>	L	<b>3,90</b>	μH	±20%
DC-Widerstand / DC-resistance	@ 20 °C	R <sub>DC</sub> typ.	<b>47,00</b>	mΩ	typ.
DC-Widerstand / DC-resistance	@ 20 °C	R <sub>DC</sub> max.	<b>54,00</b>	mΩ	max.
Nennstrom / rated current	ΔT= 40 K	I <sub>DC</sub>	<b>2,80</b>	A	typ.
Sättigungsstrom / saturation current	ΔL/L  < 10%	I <sub>sat</sub>	<b>2,60</b>	A	typ.
Eigenres.-Frequenz / self-res.-frequency		SRF	<b>48,0</b>	MHz	typ.

## C Lötpad / soldering spec.:



## D Prüfgeräte / test equipment:

HP 4274 A für/for L und/and Q  
 HP 34401 A für/for R<sub>DC</sub> und I<sub>DC</sub>

## E Testbedingungen / test conditions:

Luftfeuchtigkeit / humidity: 33%  
 Umgebungstemperatur / temperature: +20 °C

## F Werkstoffe & Zulassungen / material & approvals:

Basismaterial / base material: Ferrit  
 Endoberfläche / finishing electrode: Sn/Cu - 99,3/0,7%

## G Eigenschaften / general specifications:

Betriebstemp. / operating temperature: -40 °C - + 125 °C  
 Umgebungstemp. / ambient temperature: -40 °C - + 85 °C  
 It is recommended that the temperature of the part does not exceed 125 °C under worst case operating conditions.

Freigabe erteilt / general release:	Kunde / customer		
Datum / date	Unterschrift / signature		
	Würth Elektronik		
	ME	Version 2	09-05-19
	ME	Version 1	07-04-21
Geprüft / checked	Kontrolliert / approved	Name	Änderung / modification Datum / date

### Würth Elektronik eiSos GmbH & Co.KG

D-74638 Waldenburg · Max-Eyth-Strasse 1 - 3 · Germany · Telefon (+49) (0) 7942 - 945 - 0 · Telefax (+49) (0) 7942 - 945 - 400  
<http://www.we-online.com>

# Spezifikation für Freigabe / specification for release

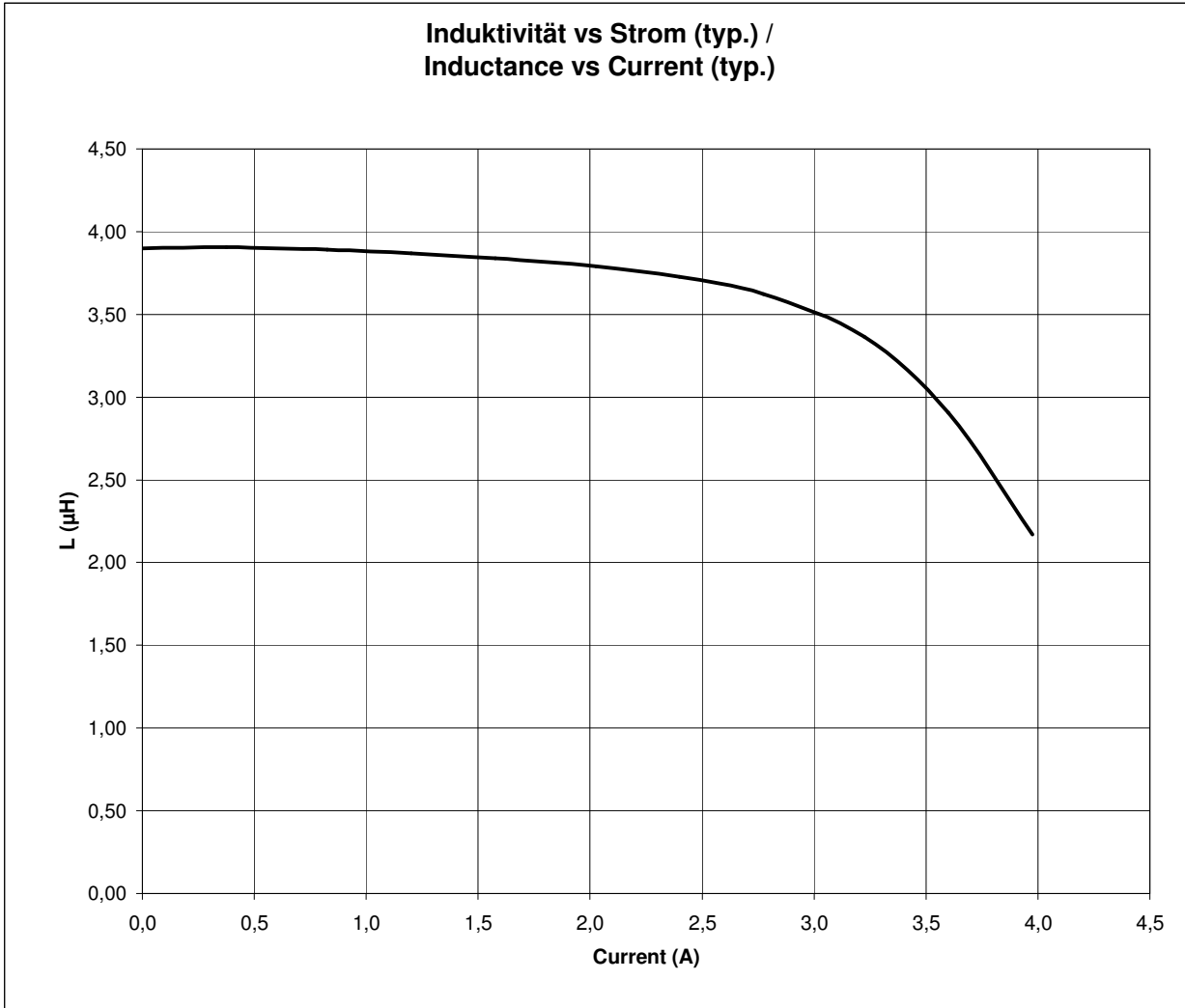
Kunde / customer : \_\_\_\_\_  
 Artikelnummer / part number : **7447745039**  
 Bezeichnung : **SMD-SPEICHERDROSSEL WE-PD2**  
 description : **POWER CHOKE WE-PD2**

LF



DATUM / DATE : 2009-05-19

## H Induktivitätskurve / Inductance curve:



Freigabe erteilt / general release:	<b>Kunde / customer</b>			
Datum / date	Unterschrift / signature			
	<b>Würth Elektronik</b>			
Geprüft / checked	Kontrolliert / approved	ME	Version 2	09-05-19
		ME	Version 1	07-04-21
		Name	Änderung / modification	Datum / date

**Würth Elektronik eiSos GmbH & Co.KG**

D-74638 Waldenburg · Max-Eyth-Strasse 1 - 3 · Germany · Telefon (+49) (0) 7942 - 945 - 0 · Telefax (+49) (0) 7942 - 945 - 400  
<http://www.we-online.com>

# Spezifikation für Freigabe / specification for release

Kunde / customer : \_\_\_\_\_  
 Artikelnummer / part number : **7447745039**  
 Bezeichnung : **SMD-SPEICHERDROSSEL WE-PD2**  
 description : **POWER CHOKE WE-PD2**

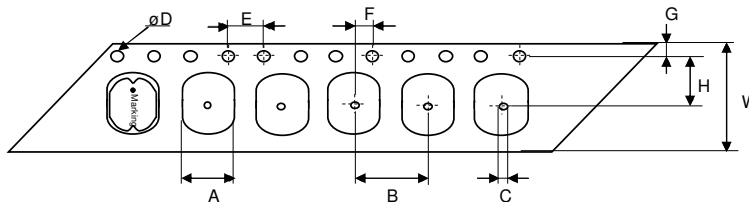
LF



**WÜRTH ELEKTRONIK**

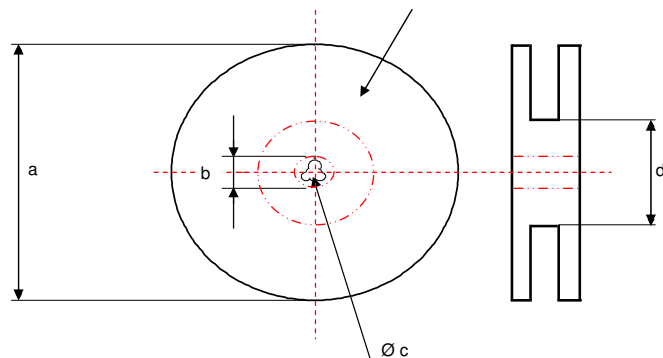
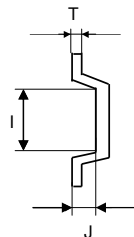
DATUM / DATE : 2009-05-19

## I Rollenspezifikation / tape and reel specification:



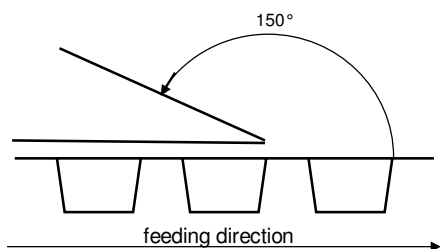
### Gurtspezifikation / Tape specification:

A	<b>6,10 ± 0,1</b>	mm
B	<b>8,00 ± 0,1</b>	mm
C	<b>1,50 min.</b>	mm
D	<b>1,50 +0,1 / -0,0</b>	mm
E	<b>2,00 ± 0,05</b>	mm
F	<b>2,00 ± 0,1</b>	mm
G	<b>1,75 ± 0,1</b>	mm
H	<b>5,50 ± 0,05</b>	mm
I	<b>5,50 ± 0,1</b>	mm
J	<b>2,30 ± 0,1</b>	mm
T	<b>0,35 ± 0,05</b>	mm
W	<b>12,0 ± 0,3</b>	mm



### Rollenspezifikation / Reel specification:

a	<b>330,0 ± 0,5</b>	mm
b	<b>21,0 ± 0,8</b>	mm
c	<b>13,00 +0,5 / -1,0</b>	mm
d	<b>100,0 ± 1,0</b>	mm



The force for tearing off cover tape is 20 to 70 grams in arrow direction

Freigabe erteilt / general release:	Kunde / customer			
Datum / date	Unterschrift / signature			
	<b>Würth Elektronik</b>			
Geprüft / checked	Kontrolliert / approved	ME	Version 2	09-05-19
		ME	Version 1	07-04-21
		Name	<b>Änderung / modification</b>	Datum / date

This electronic component has been designed and developed for usage in general electronic equipment. Before incorporating this component into any equipment where higher safety and reliability is especially required or if there is the possibility of direct damage or injury to human body, for example in the range of aerospace, aviation, nuclear control, submarine, transportation, (automotive control, train control, ship control), transportation signal, disaster prevention, medical, public information network etc. Würth Elektronik eiSos GmbH must be informed before the design-in stage. In addition, sufficient reliability evaluation checks for safety must be performed on every electronic component which is used in electrical circuits that require high safety and reliability functions or performance.

### Würth Elektronik eiSos GmbH & Co.KG

D-74638 Waldenburg · Max-Eyth-Strasse 1 - 3 · Germany · Telefon (+49) (0) 7942 - 945 - 0 · Telefax (+49) (0) 7942 - 945 - 400  
<http://www.we-online.com>