

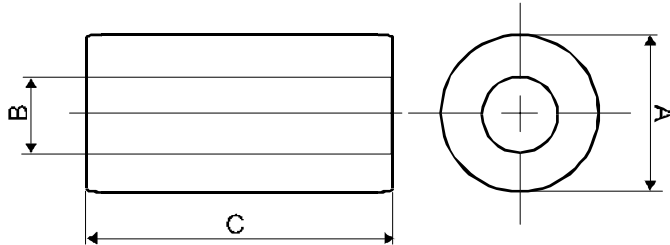
# Spezifikation für Freigabe / specification for release

Kunde / customer : \_\_\_\_\_  
 Artikelnummer / part number : **74270034** LF  
 Bezeichnung : **FERRITHÜLSE**  
 description : **AXIAL FERRITE BEADS**



DATUM / DATE : 2006-06-28

## A Mechanische Abmessungen / dimensions:




|   |                    |    |  |  |  |  |  |
|---|--------------------|----|--|--|--|--|--|
|   |                    |    |  |  |  |  |  |
| A | <b>12,1 ± 0,5</b>  | mm |  |  |  |  |  |
| B | <b>7,3 ± 0,3</b>   | mm |  |  |  |  |  |
| C | <b>15,5 ± 0,75</b> | mm |  |  |  |  |  |
|   |                    |    |  |  |  |  |  |
|   |                    |    |  |  |  |  |  |
|   |                    |    |  |  |  |  |  |
|   |                    |    |  |  |  |  |  |

## B Elektrische Eigenschaften / electrical properties:

| Eigenschaften / properties           | Testbedingungen / test conditions |   | Wert / value | Einheit / unit | Tol.  |
|--------------------------------------|-----------------------------------|---|--------------|----------------|-------|
| Impedanz @ 1 Wg./ impedance @ 1 turn | <b>25 MHz</b>                     | Z | <b>85</b>    | Ω              | ± 25% |
| Impedanz @ 1 Wg./ impedance @ 1 turn | <b>100 MHz</b>                    | Z | <b>160</b>   | Ω              | ± 25% |
| Impedanz @ 2 Wg./ impedance @ 2 turn | <b>25 MHz</b>                     | Z | <b>326</b>   | Ω              | typ.  |
| Impedanz @ 2 Wg./ impedance @ 2 turn | <b>100 MHz</b>                    | Z | <b>454</b>   | Ω              | typ.  |

## C



## D Prüfgeräte / test equipment:

**HP 4191 B** für/for Z und/and material  
**16092A** - Klemme / clamp  
**AWG26** - Ø 0,5mm - Länge/length: 165 mm

## E Testbedingungen / test conditions:

Luftfeuchtigkeit / humidity: 33%  
 Umgebungstemperatur / temperature: + 20°C

## F Werkstoffe & Zulassungen / material & approvals:

Basismaterial / base material: 3 W 800

## G Eigenschaften / general specifications:

Curietemperatur / curie temperature: + 140°C  
 für Kabeldurchmesser / for cable diameter: <= 6,9  
 Lagertemperatur / storage temperature: -55°C ~ + 85°C  
 Betriebstemp. / operating temperature: -25°C ~ + 85°C

|                                     |                          |      |                                |              |
|-------------------------------------|--------------------------|------|--------------------------------|--------------|
| Freigabe erteilt / general release: | <b>Kunde / customer</b>  |      |                                |              |
| .....                               | .....                    |      |                                |              |
| Datum / date                        | Unterschrift / signature | SMU  | Update                         | 06-06-28     |
|                                     | <b>Würth Elektronik</b>  | LF   | RoHS update                    | 04-10-11     |
|                                     |                          | RT   | Update                         | 02-04-17     |
| .....                               | .....                    | JH   | Neugestaltung                  | 00-12-06     |
| Geprüft / checked                   | Kontrolliert / approved  | Name | <b>Änderung / modification</b> | Datum / date |

### Würth Elektronik eiSos GmbH & Co. KG

D-74638 Waldenburg · Max-Eyth-Strasse 1 - 3 · Germany · Telefon (+49) (0) 7942 - 945 - 0 · Telefax (+49) (0) 7942 - 945 - 400  
<http://www.we-online.com>

# Spezifikation für Freigabe / specification for release

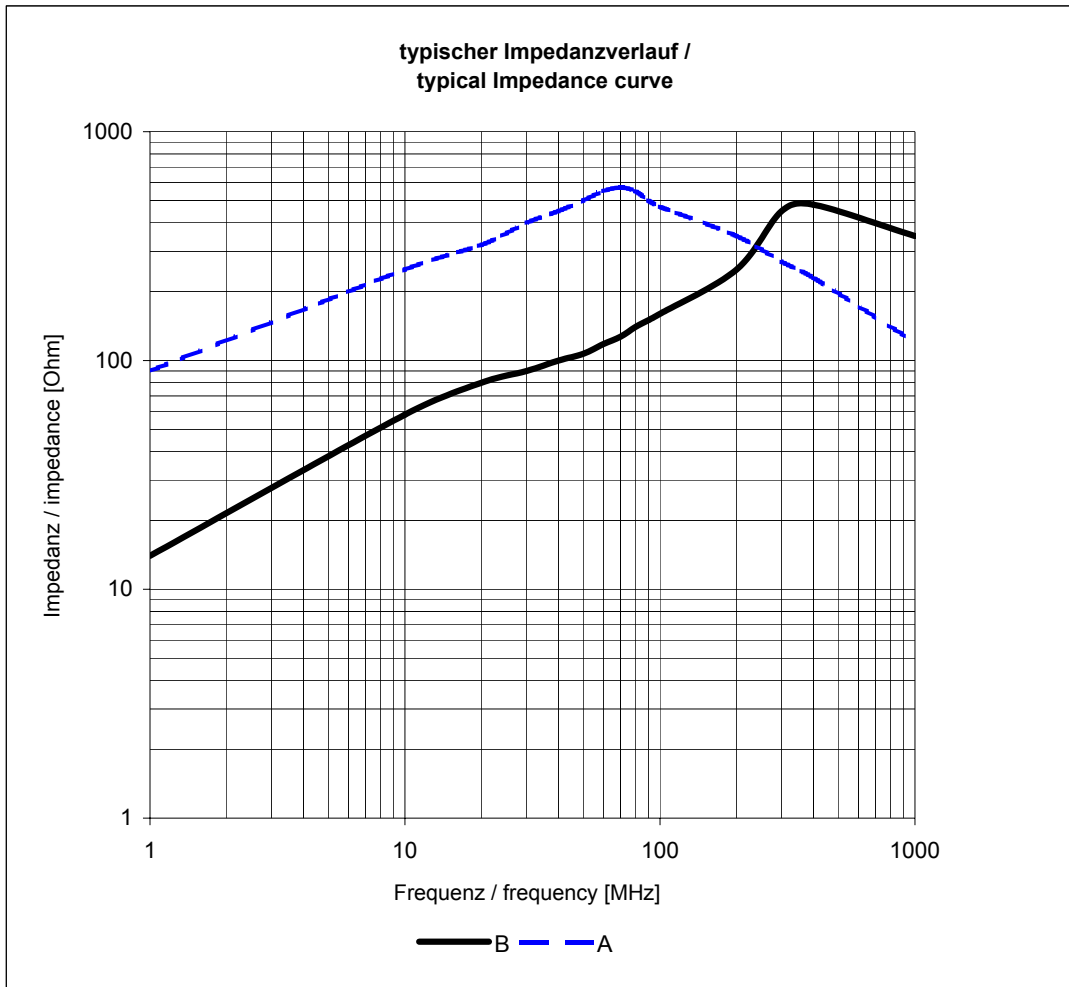
Kunde / customer : \_\_\_\_\_  
 Artikelnummer / part number : **74270034** LF  
 Bezeichnung : **FERRITHÜLSE**  
 description : **AXIAL FERRITE BEADS**



**WÜRTH ELEKTRONIK**

DATUM / DATE : 2006-06-28

## H Impedanzverlauf / impedance curve:



**A: 2 x durch Bohrung Ferrit / 2 x times through ferrite**

**B: 1 x durch Bohrung Ferrit / 1 x times through ferrite**

|                                     |                          |      |                         |              |
|-------------------------------------|--------------------------|------|-------------------------|--------------|
| Freigabe erteilt / general release: | <b>Kunde / customer</b>  |      |                         |              |
| Datum / date                        | Unterschrift / signature | SMU  | Update                  | 06-06-28     |
|                                     | <b>Würth Elektronik</b>  | LF   | RoHS update             | 04-10-11     |
|                                     |                          | RT   | Update                  | 02-04-17     |
| Geprüft / checked                   | Kontrolliert / approved  | JH   | Neugestaltung           | 00-12-06     |
|                                     |                          | Name | Änderung / modification | Datum / date |

This electronic component has been designed and developed for usage in general electronic equipment. Before incorporating this component into any equipment where higher safety and reliability is especially required or if there is the possibility of direct damage or injury to human body, for example in the range of aerospace, aviation, nuclear control, submarine, transportation, (automotive control, train control, ship control), transportation signal, disaster prevention, medical, public information network etc, Würth Elektronik eiSos GmbH must be informed before the design-in stage. In addition, sufficient reliability evaluation checks for safety must be performed on every electronic component which is used in electrical circuits that require high safety and reliability functions or performance.

### Würth Elektronik eiSos GmbH & Co. KG

D-74638 Waldenburg · Max-Eyth-Strasse 1 - 3 · Germany · Telefon (+49) (0) 7942 - 945 - 0 · Telefax (+49) (0) 7942 - 945 - 400  
<http://www.we-online.com>