


PTS 1,5/ 4-5,0-H

Order No.: 1792889



<http://eshop.phoenixcontact.net/phoenix/treeViewClick.do?UID=1792889>

PC terminal block, Nominal current: 12 A, Nom. voltage: 400 V, Pitch: 5 mm, Number of positions: 4, Connection method: Spring-cage conn., Mounting: Soldering, Conductor/PCB connection direction: 0 °, Color: green

| Commercial data | |
|--------------------------|--|
| EAN |  4 046356 615365 |
| Note | Made-to-order |
| Pack | 250 pcs. |
| Customs tariff | 85369010 |
| Product key | 05412 |
| country of origin | DE |
| Catalog page information | Page 521 (CC-2011) |

Product notes

WEEE/RoHS-compliant since:
08/23/2010



<http://www.download.phoenixcontact.com>
Please note that the data given here has been taken from the online catalog. For comprehensive information and data, please refer to the user documentation. The General Terms and Conditions of Use apply to Internet downloads.

| Technical data | |
|------------------------|---------|
| Dimensions / positions | |
| Length | 10.5 mm |
| Height | 16.1 mm |
| Width | 20 mm |
| Pitch | 5 mm |

| | |
|---------------------|--------|
| Dimension a | 15 mm |
| Number of positions | 4 |
| Hole diameter | 1.2 mm |

Technical data

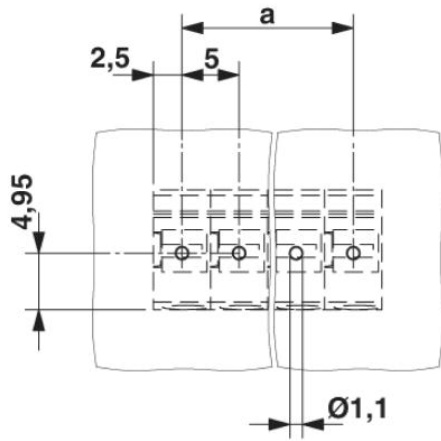
| | |
|------------------------------------|---------------------|
| Range of articles | PTS 1,5/..-H |
| Insulating material group | I |
| Rated surge voltage (III/3) | 4 kV |
| Rated surge voltage (III/2) | 4 kV |
| Rated surge voltage (II/2) | 4 kV |
| Rated voltage (III/3) | 250 V |
| Rated voltage (III/2) | 400 V |
| Rated voltage (II/2) | 630 V |
| Nominal current I_N | 12 A |
| Nominal cross section | 1.5 mm ² |
| Maximum load current | 12 A |
| Insulating material | PA |
| Inflammability class acc. to UL 94 | V0 |
| Stripping length | 8 mm |

Connection data

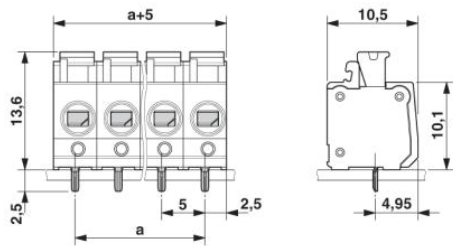
| | |
|--|----------------------|
| Conductor cross section solid min. | 0.14 mm ² |
| Conductor cross section solid max. | 2.5 mm ² |
| Conductor cross section stranded min. | 0.14 mm ² |
| Conductor cross section stranded max. | 2.5 mm ² |
| Conductor cross section stranded, with ferrule without plastic sleeve min. | 0.25 mm ² |
| Conductor cross section stranded, with ferrule without plastic sleeve max. | 1.5 mm ² |
| Conductor cross section stranded, with ferrule with plastic sleeve min. | 0.25 mm ² |
| Conductor cross section stranded, with ferrule with plastic sleeve max. | 1.5 mm ² |
| Conductor cross section AWG/kcmil min. | 26 |
| Conductor cross section AWG/kcmil max | 14 |

Diagrams/Drawings

Drilling plan/solder pad geometry



Dimensioned drawing



Address

PHOENIX CONTACT GmbH & Co. KG
Flachsmarktstr. 8
32825 Blomberg, Germany
Phone +49 5235 3 00
Fax +49 5235 3 41200
<http://www.phoenixcontact.com>



© 2011 Phoenix Contact
Technical modifications reserved;