

Control and signalling  
units 30 mm

**Harmony Style 9**

**9001 K/SK**

Catalog  
January

**2006**





# Control and signalling units Ø 30 9001 Type K / SK

---

## Pushbuttons, switches and pilot lights:

|                                                                                                |       |
|------------------------------------------------------------------------------------------------|-------|
| ■ General                                                                                      | 2-5   |
| ■ Characteristics                                                                              | 6-7   |
| ■ Momentary Push Buttons -- Non-Illuminated                                                    | 8     |
| ■ Momentary Push Buttons -- Illuminated                                                        | 9     |
| ■ Selector Switches -- Non-Illuminated -- Complete Assemblies, Contact Blocks Included         | 10    |
| ■ Selector Switches -- Non-Illuminated -- Complete Assemblies, Order Contact Blocks Separately | 11-12 |
| ■ Selector Switches -- Non-Illuminated -- Order Handles and Contact Blocks Separately          | 13    |
| ■ Selector Switches -- Illuminated -- Order Contact Blocks Separately                          | 14    |
| ■ Selector Switches -- Key Operated -- Complete Assemblies, Contact Blocks Included            | 15    |
| ■ Selector Switches -- Key Operated -- Order Contact Blocks Separately                         | 16    |
| ■ Pilot Lights -- Incandescent Lamps                                                           | 17    |
| ■ Pilot Lights -- LED Lamps                                                                    | 18    |
| ■ Pilot Lights -- Push-to-Test                                                                 | 19    |
| ■ Mushroom Operators -- Non-Illuminated, Momentary                                             | 20    |
| ■ Mushroom Operators -- Non-Illuminated, Push-Pull                                             | 21    |
| ■ Mushroom Operators -- Illuminated, Push-Pull                                                 | 22    |

## Specialty Operators

|                                        |    |
|----------------------------------------|----|
| ■ Joystick Controllers                 | 23 |
| ■ Selector Pushbutton Operators        | 23 |
| ■ Dual Function Operator               | 23 |
| ■ Potentiometer Operators              | 23 |
| ■ Key Operated Pushbuttons             | 23 |
| ■ Mechanically Interlocked Pushbuttons | 23 |

## Accessories and Dimensions

|                                                                               |         |
|-------------------------------------------------------------------------------|---------|
| ■ Contact Blocks, Light Modules, Lamps                                        | 24      |
| ■ Caps and Knobs                                                              | 25      |
| ■ Legend Plates                                                               | 26      |
| ■ Lockouts, Guards, Closing Plates, Tools, Wobble Stick, Break Glass Operator | 27      |
| ■ Boots, Flush Plates, Enclosures                                             | 28      |
| ■ Dimensions                                                                  | 29 - 34 |

## Application

|                                        |    |
|----------------------------------------|----|
| ■ Selector Switch Contact Sequence     | 35 |
| ■ Contact Block Mounting and Operating | 36 |

#### Separate Components



#### Complete Units

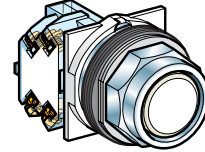
Pushbuttons, spring return, non-illuminated



Flush push  
9001KR1●●● & 9001SKR1●●● See page 8

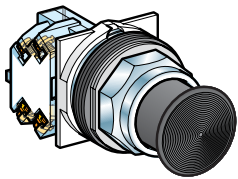


Projecting push  
9001KR3●●● & 9001SKR3●●● See page 8

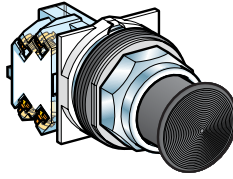


Recessed push (high guard)  
9001KR2●●● & 9001SKR2●●● See page 8


#### Mushroom head pushbuttons



Spring return Ø 35 or Ø 57  
9001KR2●●● & 9001SKR2●●● See page 20

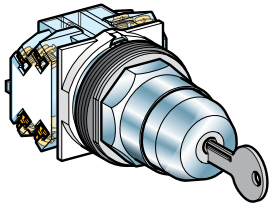


Latching Ø 41  
9001KR●●● & 9001SKR●●● See page 21

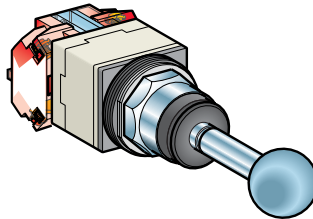


Emergency stop  
9001KR●●● & 9001SKR●●● See page 20 & 21

#### Key switches and joystick controllers



Key Selectors  
9001KS●●● (metal only) See page 13



Joystick controllers  
9001K●●● (metal only) See page 23

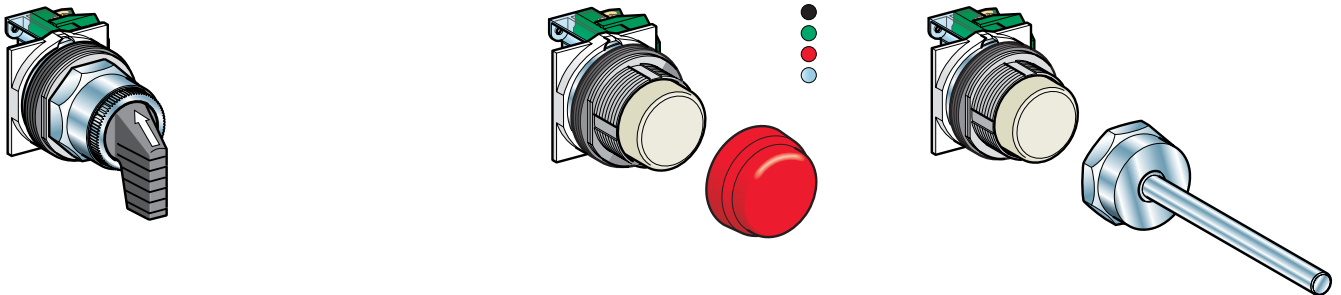
## Separate Components



## Complete Units

Selector switches

Booted pushbuttons and wobble stick



Selector switches, non-illuminated  
9001KS●●● & 9001SKS●●● See page 10

Booted pushbuttons  
9001KR●●● + 9001KU● See page 8 & 28

Wobble stick  
9001 KR●●● + 9001 K8 See page 8 & 27

## Separate Components



## Complete Units

Pilot lights



BA 9s super bright LED  
9001KP●●● & 9001SKP●●● See page 18

BA 9s incandescent  
9001KP●●● & 9001SKP●●● See page 14

# Control and signalling units Ø 30

Harmony® Style 9  
Illuminated Pushbuttons  
9001K (metal) / SK (plastic)

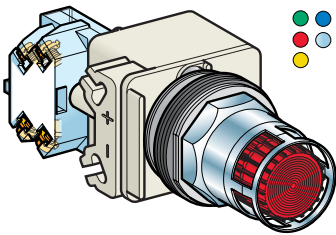
## Separate Components



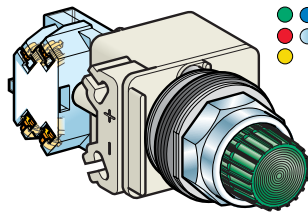
## Complete Units

Combined contact and light functions

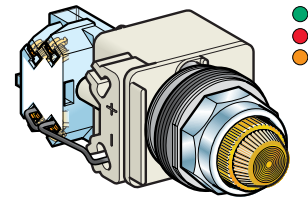
Illuminated pushbuttons, spring return



Flush push, super bright LED  
9001K●L●●● & 9001K●L●●● See page 9

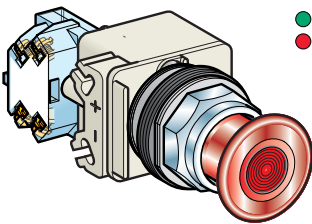


Projecting push  
9001K2L●●● & 9001K2L●●● See page 9

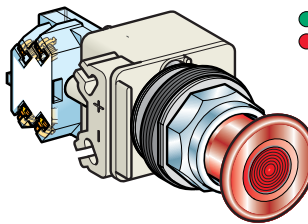


"Push to test", projecting push  
9001KT●●●31 & 9001KT●●●31 See page 19

Ø 41 mushroom head illuminated pushbuttons,

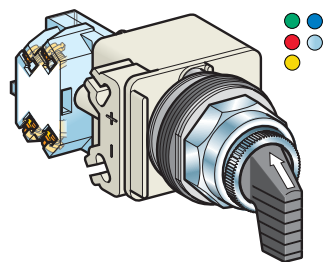


2-position, push-pull  
9001KR9P●●● & 9001KR9P●●● See page 22



3-position, push pull  
9001KR8P●●● & 9001KR8P●●● See page 22

Selector switches, illuminated

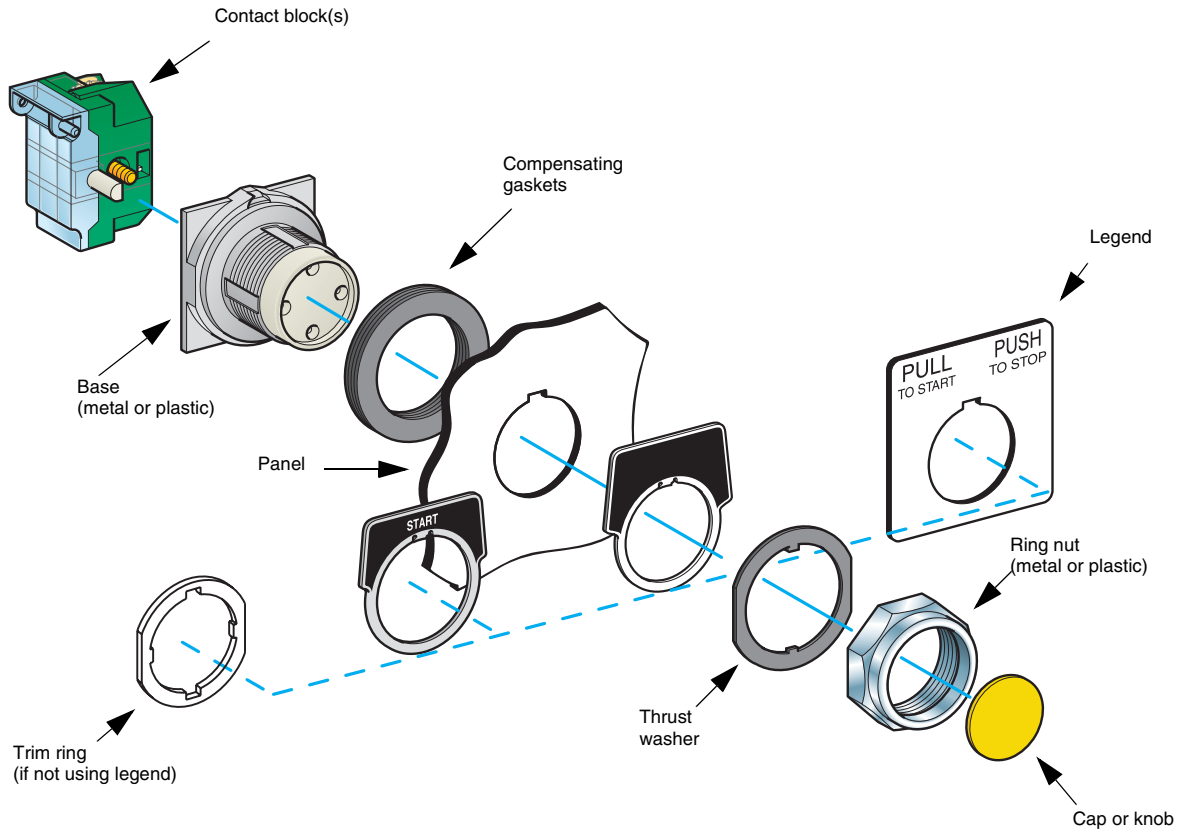


9001K●●● & 9001K●●● See page 12

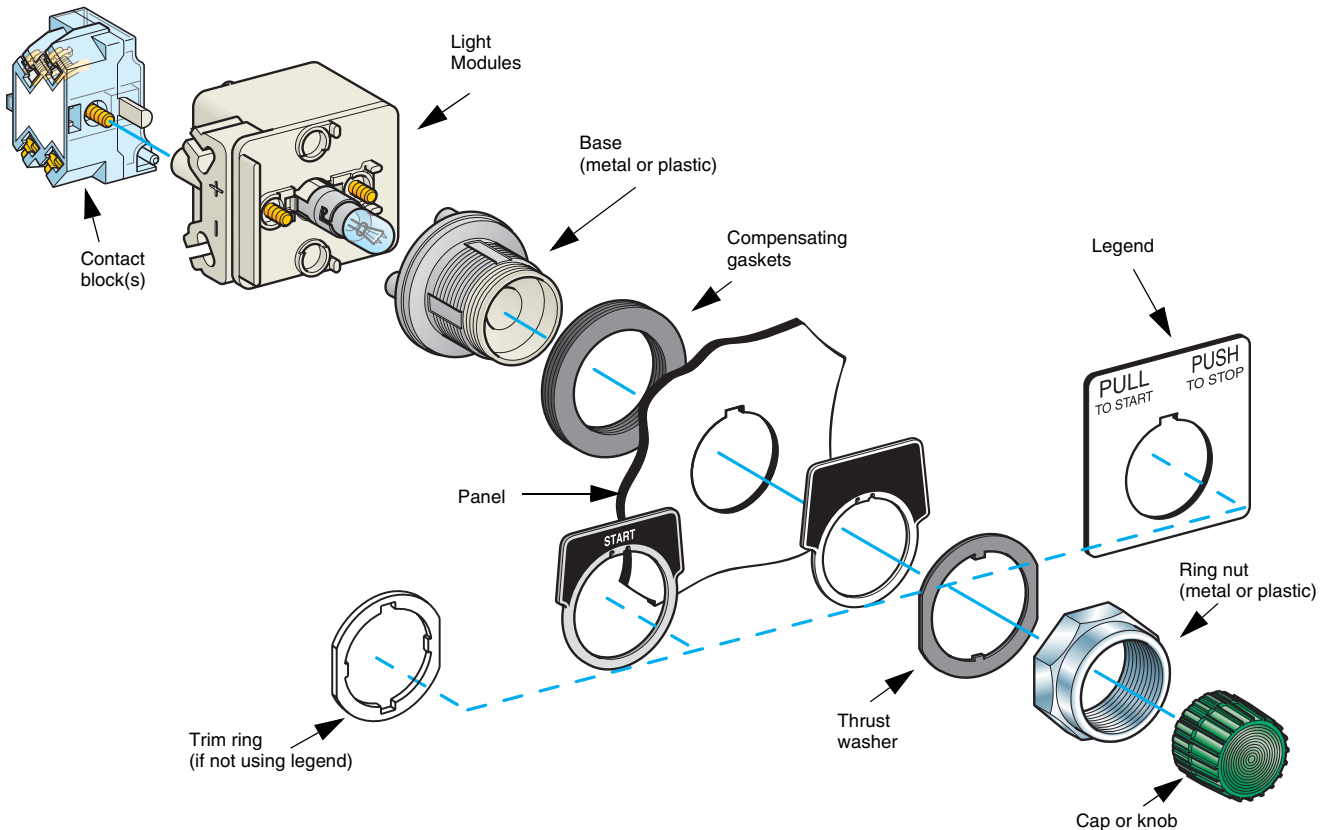
# Control and signalling units Ø 30

Harmony® Style 9  
 Component Assembly  
 9001K (metal) / SK (plastic)

## Non-illuminated



## Illuminated



| <b>Environment</b>                                                   |                                        |           |                                                                                                |
|----------------------------------------------------------------------|----------------------------------------|-----------|------------------------------------------------------------------------------------------------|
| <b>Conforming to standards</b>                                       |                                        |           | IEC 947-1, IEC 947-5-1, IEC 947-5-4, EN 60947-5-1, JIS C 4520 and 852, UL 508, CSA C22-2 n° 14 |
| <b>Product certifications</b>                                        |                                        |           | UL508, NEMA A600-Q600                                                                          |
| <b>Protective treatment</b><br>standard version                      |                                        |           | "TC"                                                                                           |
| <b>Ambient air temperature</b><br>around the device                  | Storage                                | ° C       | - 40...+ 70                                                                                    |
|                                                                      | Operation                              | ° C       | - 25...+ 70                                                                                    |
| <b>Vibration resistance</b>                                          | Conforming to IEC 68-2-6               | <b>gn</b> | Frequency: 2 to 500 Hz: 7<br>Ford Standard EA-1                                                |
| <b>Shock resistance</b>                                              | Conforming to IEC 68-2-27              | <b>gn</b> | Half sine wave: 50 gn                                                                          |
| <b>Electric shock protection</b>                                     | Conforming to IEC 536                  |           | Class II                                                                                       |
| <b>Degree of protection</b><br>for the chromium metal<br>bezel range | Conforming to IEC 529 &<br>NF C 20-010 |           | IP 66                                                                                          |
|                                                                      | Conforming to NEMA                     |           | Types 1, 2, 3, 3R, 4, 6, 12 and 13                                                             |
| <b>Degree of protection</b><br>for the plastic bezel range           | Conforming to IEC 529 &<br>NF C 20-010 |           | IP 66                                                                                          |
|                                                                      | Conforming to NEMA                     |           | Types 1, 2, 3, 3R, 4, 4X, 12 and 13                                                            |
| <b>Mechanical life</b><br>(in millions of operating<br>cycles)       | Pushbuttons, spring return             |           | 5                                                                                              |
|                                                                      | Illuminated pushbuttons                |           | 5                                                                                              |
|                                                                      | Selector switches and key<br>switches  |           | 0.5                                                                                            |
| <b>Mounting position</b>                                             |                                        |           | All positions                                                                                  |



| Electrical characteristics of contact blocks |                                               |                                    |                                                                                                                                    |      |      |     |
|----------------------------------------------|-----------------------------------------------|------------------------------------|------------------------------------------------------------------------------------------------------------------------------------|------|------|-----|
| Rated operational characteristics            | ~ AC-15                                       |                                    | 3 A, 240 V                                                                                                                         |      |      |     |
|                                              | --- DC-13                                     |                                    | 0.55 A, 125 V                                                                                                                      |      |      |     |
| Rated insulation voltage                     | Conforming to IEC 947-1                       | V                                  | Ui = 250 degree of pollution 3 (except pilot lights with incandescent bulb: degree of pollution 2)                                 |      |      |     |
| Rated impulse withstand voltage              | Conforming to IEC 947-1                       | kV                                 | Uimp = 2.5                                                                                                                         |      |      |     |
| Contact material                             | Normal environment and usage                  |                                    | Silver alloy                                                                                                                       |      |      |     |
| Contact operation                            | "N/C" or "N/O"                                |                                    | Slow break                                                                                                                         |      |      |     |
| Positive operation                           | Conforming to IEC 947-5-2                     | N                                  | N/C contact(s) with positive opening operation                                                                                     |      |      |     |
| Short-circuit protection                     | Conforming to IEC 947-5-1                     | A                                  | Cartridge fuse mounted upstream: 10                                                                                                |      |      |     |
| Cabling capacity                             | Conforming to IEC 947-1                       | mm <sup>2</sup><br>mm <sup>2</sup> | Screw clamp terminals (cross headed or slotted screw)<br>Mini: 1 x 0.22<br>Maxi: 2 x 1.5<br>Recommended tightening torque: 0.8 N.m |      |      |     |
| Thermal current                              | Ith                                           | A                                  | 10                                                                                                                                 |      |      |     |
| Maximum operation current                    | a.c. supply:<br>utilization category AC-15    | Contact making capacity            |                                                                                                                                    |      |      |     |
|                                              |                                               | V                                  | 120                                                                                                                                | 240  | 480  | 600 |
|                                              |                                               | A                                  | 60                                                                                                                                 | 30   | 15   | 12  |
|                                              | VA                                            | 7200                               | 7200                                                                                                                               | 7200 | 7200 |     |
|                                              | Breaking capacity                             |                                    |                                                                                                                                    |      |      |     |
|                                              | V                                             | 120                                | 240                                                                                                                                | 480  | 600  |     |
| A                                            | 6                                             | 3                                  | 1.5                                                                                                                                | 1.2  |      |     |
| VA                                           | 720                                           | 720                                | 720                                                                                                                                | 720  |      |     |
| d.c. supply:<br>utilization category DC-13   | Contact making capacity and breaking capacity |                                    |                                                                                                                                    |      |      |     |
|                                              | V                                             | 125                                | 250                                                                                                                                | 600  |      |     |
| A                                            | 0.55                                          | 0.27                               | 0.1                                                                                                                                |      |      |     |

# Control and signalling units Ø 30







## Harmony® Style 9

Pushbuttons with plastic or chromium plated metal bezel

Complete units 9001K / SK, with screw clamp terminals

### 9001 Momentary Push Buttons - Non-Illuminated



|                              |                  | Metal (base and ring nut)                                                         |                                                                                   |                                                                                   | Plastic (base and ring nut)                                                         |                                                                                     |                                                                                     |
|------------------------------|------------------|-----------------------------------------------------------------------------------|-----------------------------------------------------------------------------------|-----------------------------------------------------------------------------------|-------------------------------------------------------------------------------------|-------------------------------------------------------------------------------------|-------------------------------------------------------------------------------------|
|                              |                  |  |  |  |  |  |  |
|                              |                  | Flush                                                                             | High Guard                                                                        | Projecting                                                                        | Flush                                                                               | High Guard                                                                          | Projecting                                                                          |
| <b>Multi-Color (1)</b>       |                  |                                                                                   |                                                                                   |                                                                                   |                                                                                     |                                                                                     |                                                                                     |
| 7 color inserts included (1) | Without contacts | 9001KR1U                                                                          | 9001KR2U                                                                          | 9001KR3U                                                                          | 9001SKR1U                                                                           | 9001SKR2U                                                                           | 9001SKR3U                                                                           |
|                              | 1 N/O            | 9001KR1UH5                                                                        | 9001KR2UH5                                                                        | 9001KR3UH5                                                                        | 9001SKR1UH5                                                                         | 9001SKR2UH5                                                                         | 9001SKR3UH5                                                                         |
|                              | 1 N/C            | —                                                                                 | —                                                                                 | —                                                                                 | —                                                                                   | —                                                                                   | —                                                                                   |
|                              | 1 C/O            | 9001KR1UH13                                                                       | 9001KR2UH13                                                                       | 9001KR3UH13                                                                       | 9001SKR1UH13                                                                        | 9001SKR2UH13                                                                        | 9001SKR3UH13                                                                        |
| <b>Black</b>                 |                  |                                                                                   |                                                                                   |                                                                                   |                                                                                     |                                                                                     |                                                                                     |
| Without contacts             | Without contacts | 9001KR1B                                                                          | —                                                                                 | 9001KR3B                                                                          | 9001SKR1B                                                                           | —                                                                                   | —                                                                                   |
|                              | 1 N/O            | 9001KR1BH5                                                                        | —                                                                                 | 9001KR3BH5                                                                        | 9001SKR1BH5                                                                         | —                                                                                   | —                                                                                   |
|                              | 1 N/C            | 9001KR1BH6                                                                        | —                                                                                 | —                                                                                 | 9001SKR1BH6                                                                         | —                                                                                   | —                                                                                   |
|                              | 1 C/O            | 9001KR1BH13                                                                       | —                                                                                 | 9001KR3BH13                                                                       | 9001SKR1BH13                                                                        | —                                                                                   | —                                                                                   |
| <b>Green</b>                 |                  |                                                                                   |                                                                                   |                                                                                   |                                                                                     |                                                                                     |                                                                                     |
| Without contacts             | Without contacts | 9001KR1G                                                                          | —                                                                                 | —                                                                                 | 9001SKR1G                                                                           | —                                                                                   | —                                                                                   |
|                              | 1 N/O            | 9001KR1GH5                                                                        | 9001KR2GH5                                                                        | —                                                                                 | 9001SKR1GH5                                                                         | 9001SKR2GH5                                                                         | —                                                                                   |
|                              | 1 N/C            | —                                                                                 | —                                                                                 | —                                                                                 | —                                                                                   | —                                                                                   | —                                                                                   |
|                              | 1 C/O            | 9001KR1GH13                                                                       | —                                                                                 | —                                                                                 | 9001SKR1GH13                                                                        | —                                                                                   | —                                                                                   |
| <b>Red</b>                   |                  |                                                                                   |                                                                                   |                                                                                   |                                                                                     |                                                                                     |                                                                                     |
| Without contacts             | Without contacts | 9001KR1R                                                                          | 9001KR2R                                                                          | 9001KR3R                                                                          | 9001SKR1R                                                                           | —                                                                                   | 9001SKR3R                                                                           |
|                              | 1 N/O            | 9001KR1RH5                                                                        | —                                                                                 | —                                                                                 | —                                                                                   | —                                                                                   | —                                                                                   |
|                              | 1 N/C            | 9001KR1RH6                                                                        | —                                                                                 | 9001KR3RH6                                                                        | 9001SKR1RH6                                                                         | —                                                                                   | 9001SKR3RH6                                                                         |
|                              | 1 C/O            | 9001KR1RH13                                                                       | —                                                                                 | 9001KR3RH13                                                                       | 9001SKR1RH13                                                                        | —                                                                                   | —                                                                                   |

1) Includes black, red, green, yellow, orange, blue, and white inserts.

## Control and signalling units Ø 30

Harmony® Style 9

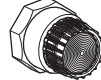
Pushbuttons with plastic or chromium plated metal bezel

Complete units 9001 K / SK, with screw clamp terminals

## 9001 Momentary Push Buttons - Illuminated

Metal (base and ring nut)

Plastic (base and ring nut)



|                                                    |       | Metal (base and ring nut) |                 |                      | Plastic (base and ring nut) |                |
|----------------------------------------------------|-------|---------------------------|-----------------|----------------------|-----------------------------|----------------|
|                                                    |       | Full Plastic Guard        | No Guard        | Extended Metal Guard | Full Plastic Guard          | No Guard       |
| <b>Super Bright LED (BA9s included)</b>            |       |                           |                 |                      |                             |                |
| <b>24 Vac-dc</b>                                   |       |                           |                 |                      |                             |                |
| Includes 1 C/O contact<br>(H13 suffix only)        | Red   | 9001K1L35LRRH13           | 9001K2L35LRRH13 | 9001K3L35LRRH13      | 9001SK1L35LRR               | 9001SK2L35LRR  |
|                                                    | Green | 9001K1L35LGGH13           | 9001K2L35LGGH13 | 9001K3L35LGGH13      | 9001SK1L35LGG               | 9001SK2L35LGG  |
|                                                    | Amber | 9001K1L35LYAH13           | 9001K2L35LYAH13 | 9001K3L35LYAH13      | 9001SK1L35LYA               | 9001SK2L35LYA  |
| <b>48 Vac-dc</b>                                   |       |                           |                 |                      |                             |                |
| Includes 1 C/O contact<br>(H13 suffix only)        | Red   | 9001K1L36LRRH13           | 9001K2L36LRRH13 | 9001K3L36LRRH13      | 9001SK1L36LRR               | 9001SK2L36LRR  |
|                                                    | Green | 9001K1L36LGGH13           | 9001K2L36LGGH13 | 9001K3L36LGGH13      | 9001SK1L36LGG               | 9001SK2L36LGG  |
|                                                    | Amber | 9001K1L36LYAH13           | 9001K2L36LYAH13 | 9001K3L36LYAH13      | 9001SK1L36LYA               | 9001SK2L36LYA  |
| <b>120 Vac-dc</b>                                  |       |                           |                 |                      |                             |                |
| Includes 1 C/O contact<br>(H13 suffix only)        | Red   | 9001K1L38LRRH13           | 9001K2L38LRRH13 | 9001K3L38LRRH13      | 9001SK1L38LRR               | 9001SK2L38LRR  |
|                                                    | Green | 9001K1L38LGGH13           | 9001K2L38LGGH13 | 9001K3L38LGGH13      | 9001SK1L38LGG               | 9001SK2L38LGG  |
|                                                    | Amber | 9001K1L38LYAH13           | 9001K2L38LYAH13 | 9001K3L38LYAH13      | 9001SK1L38LYA               | 9001SK2L38LYA  |
| <b>Direct Supply, Incandescent (BA9s included)</b> |       |                           |                 |                      |                             |                |
| <b>24 Vac-dc</b>                                   |       |                           |                 |                      |                             |                |
| Includes 1 C/O contact<br>(H13 suffix only)        | Red   | —                         | 9001K2L35RH13   | 9001K3L35RH13        | —                           | 9001SK2L35RH13 |
|                                                    | Green | —                         | 9001K2L35GH13   | 9001K3L35GH13        | —                           | 9001SK2L35GH13 |
|                                                    | Amber | —                         | 9001K2L35AH13   | 9001K3L35AH13        | —                           | 9001SK2L35AH13 |
|                                                    | Blue  | —                         | 9001K2L35LH13   | 9001K3L35LH13        | —                           | 9001SK2L35LH13 |
|                                                    | White | —                         | 9001K2L35WH13   | 9001K3L35WH13        | —                           | 9001SK2L35WH13 |
|                                                    | Clear | —                         | 9001K2L35CH13   | 9001K3L35CH13        | —                           | —              |
| <b>48 Vac-dc</b>                                   |       |                           |                 |                      |                             |                |
| Includes 1 C/O contact<br>(H13 suffix only)        | Red   | —                         | 9001K2L36RH13   | 9001K3L36RH13        | —                           | 9001SK2L36RH13 |
|                                                    | Green | —                         | 9001K2L36GH13   | 9001K3L36GH13        | —                           | 9001SK2L36GH13 |
|                                                    | Amber | —                         | 9001K2L36AH13   | 9001K3L36AH13        | —                           | 9001SK2L36AH13 |
|                                                    | Blue  | —                         | 9001K2L36LH13   | —                    | —                           | 9001SK2L36LH13 |
|                                                    | White | —                         | 9001K2L36WH13   | —                    | —                           | 9001SK2L36WH13 |
| <b>120 Vac-dc</b>                                  |       |                           |                 |                      |                             |                |
| Without contacts or cap                            | —     | —                         | 9001K2L38       | —                    | —                           | —              |
| Includes 1 C/O contact<br>(H13 suffix only)        | Red   | —                         | 9001K2L38RH13   | 9001K3L38RH13        | —                           | 9001SK2L38RH13 |
|                                                    | Green | —                         | 9001K2L38GH13   | 9001K3L38GH13        | —                           | 9001SK2L38GH13 |
|                                                    | Blue  | —                         | 9001K2L38LH13   | 9001K3L38LH13        | —                           | 9001SK2L38AH13 |
|                                                    | Amber | —                         | 9001K2L38AH13   | 9001K3L38AH13        | —                           | 9001SK2L38LH13 |
|                                                    | White | —                         | 9001K2L38WH13   | 9001K3L38WH13        | —                           | 9001SK2L38WH13 |
|                                                    | Clear | —                         | 9001K2L38CH13   | 9001K3L38CH13        | —                           | —              |
| <b>Transformer, Incandescent (BA9s included)</b>   |       |                           |                 |                      |                             |                |
| <b>120 Vac</b>                                     |       |                           |                 |                      |                             |                |
| Without contacts or cap                            | —     | 9001K1L1                  | 9001K2L1        | —                    | 9001SK1L1                   | 9001SK2L1      |
| Includes 1 C/O contact<br>(H13 suffix only)        | Red   | 9001K1L1RH13              | 9001K2L1RH13    | 9001K3L1RH13         | —                           | —              |
|                                                    | Green | 9001K1L1GH13              | 9001K2L1GH13    | 9001K3L1GH13         | 9001SK1L1GH13               | —              |
|                                                    | Amber | —                         | —               | 9001K3L1AH13         | —                           | —              |
| <b>230 Vac-dc</b>                                  |       |                           |                 |                      |                             |                |
| Includes 1 C/O contact<br>(H13 suffix only)        | Red   | —                         | 9001K2L7RH13    | 9001K3L7RH13         | —                           | 9001SK2L7RH13  |
|                                                    | Green | —                         | 9001K2L7GH13    | 9001K3L7GH13         | —                           | 9001SK2L7GH13  |
|                                                    | Amber | —                         | 9001K2L7AH13    | 9001K3L7AH13         | —                           | 9001SK2L7AH13  |
|                                                    | Blue  | —                         | 9001K2L7LH13    | 9001K3L7LH13         | —                           | 9001SK2L7LH13  |
|                                                    | White | —                         | 9001K2L7WH13    | 9001K3L7WH13         | —                           | 9001SK2L7WH13  |
|                                                    | Clear | —                         | 9001K2L7CH13    | 9001K3L7CH13         | —                           | —              |


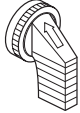











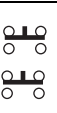







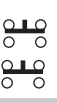











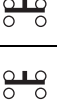



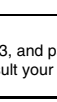
# Control and signalling units Ø 30

Harmony® style 9

Selector switches with plastic or chromium plated metal bezel

Complete units 9001 K / SK

## 9001 Selector Switches -- Non-Illuminated -- Complete Assemblies, Contact Blocks Included

|                                                                                     |                         |                            |                                                                                                                      | Metal (base and ring nut)                                                         |                                                                                    | Plastic (base and ring nut)                                                         |                                                                                     |
|-------------------------------------------------------------------------------------|-------------------------|----------------------------|----------------------------------------------------------------------------------------------------------------------|-----------------------------------------------------------------------------------|------------------------------------------------------------------------------------|-------------------------------------------------------------------------------------|-------------------------------------------------------------------------------------|
|                                                                                     |                         |                            |                                                                                                                      | All handles are plastic                                                           |                                                                                    | All handles are plastic                                                             |                                                                                     |
|                                                                                     |                         |                            |                                                                                                                      |  |  |  |  |
|                                                                                     | Contact Mounted on Side | Contact Block Included (2) | Contact Status<br>1 = closed<br>0 = open                                                                             | Standard Black Handle (1)                                                         | Long Black Handle (1)                                                              | Standard Black Handle (1)                                                           | Long Black Handle (1)                                                               |
| <b>2 Position</b>                                                                   |                         |                            |                                                                                                                      |                                                                                   |                                                                                    |                                                                                     |                                                                                     |
| <b>Stay put</b>                                                                     |                         |                            |                                                                                                                      |                                                                                   |                                                                                    |                                                                                     |                                                                                     |
|    | 1                       | 9001KA2                    |  0 1                                | 9001KS11BH5                                                                       | 9001KS11FBH5                                                                       | —                                                                                   | —                                                                                   |
|    | 2                       | 9001KA2                    |  0 1                                | —                                                                                 | 9001KS11FBH36                                                                      | —                                                                                   | —                                                                                   |
|    | 1                       | 9001KA1                    |  1 0<br>0 1                         | 9001KS11BH1                                                                       | —                                                                                  | 9001SKS11BH1                                                                        | —                                                                                   |
|    | 2                       | 9001KA1                    |  1 0<br>0 1                         | 9001KS11BH13                                                                      | 9001KS11FBH13                                                                      | 9001SKS11BH13                                                                       | —                                                                                   |
|    | both sides              | Quantity of 2<br>9001KA1   |  1 0<br>0 1<br>1 0<br>0 1           | 9001KS11BH2                                                                       | —                                                                                  | 9001SKS11BH2                                                                        | —                                                                                   |
| <b>Spring return, right to left</b>                                                 |                         |                            |                                                                                                                      |                                                                                   |                                                                                    |                                                                                     |                                                                                     |
|  | 2                       | 9001KA1                    |  0 1<br>1 0                       | —                                                                                 | 9001KS34FBH13                                                                      | —                                                                                   | —                                                                                   |
| <b>3 Position</b>                                                                   |                         |                            |                                                                                                                      |                                                                                   |                                                                                    |                                                                                     |                                                                                     |
| <b>Stay put</b>                                                                     |                         |                            |                                                                                                                      |                                                                                   |                                                                                    |                                                                                     |                                                                                     |
|  | 1                       | 9001KA1                    |  1 0 0<br>0 0 1                   | 9001KS43BH1                                                                       | —                                                                                  | —                                                                                   | —                                                                                   |
|  | 2                       | 9001KA1                    |  1 0 0<br>0 0 1                   | —                                                                                 | 9001KS43FBH13                                                                      | 9001SKS43BH13                                                                       | —                                                                                   |
|  | both sides              | Quantity of 2<br>9001KA1   |  1 0 0<br>0 0 1<br>1 0 0<br>0 0 1 | 9001KS43BH2                                                                       | 9001KS43FBH2                                                                       | 9001SKS43BH2                                                                        | —                                                                                   |
| <b>Stay put</b>                                                                     |                         |                            |                                                                                                                      |                                                                                   |                                                                                    |                                                                                     |                                                                                     |
|  | Side 2 .....            | 9001KA3                    |  1 0 0<br>0 1 0                   | —                                                                                 | 9001KS46FBH28                                                                      | —                                                                                   | —                                                                                   |
|  | Side 1 .....            | 9001KA1                    |  0 1 0<br>0 0 1                   | —                                                                                 | —                                                                                  | —                                                                                   | —                                                                                   |
|  | Side 2 .....            | 9001KA1                    |  1 0 0<br>0 0 1                   | 9001KS46BH89                                                                      | 9001KS46FBH89                                                                      | 9001SKS46BH89                                                                       | 9001SKS46FBH89                                                                      |
|  | Side 1 .....            | 9001KA3                    |  1 0 0<br>0 1 0                   | —                                                                                 | —                                                                                  | —                                                                                   | —                                                                                   |
| <b>Spring return left to center</b>                                                 |                         |                            |                                                                                                                      |                                                                                   |                                                                                    |                                                                                     |                                                                                     |
|  | 2                       | 9001KA1                    |  1 0 0<br>0 0 1                   | —                                                                                 | 9001KS63FBH13                                                                      | —                                                                                   | —                                                                                   |
|  | both sides              | Quantity of 2<br>9001KA1   |  1 0 0<br>0 0 1<br>1 0 0<br>0 0 1 | —                                                                                 | 9001KS63FBH2                                                                       | —                                                                                   | —                                                                                   |
| <b>Spring return, right and left to center</b>                                      |                         |                            |                                                                                                                      |                                                                                   |                                                                                    |                                                                                     |                                                                                     |
|  | 2                       | 9001KA1                    |  1 0 0<br>0 0 1                   | —                                                                                 | 9001KS53FBH13                                                                      | —                                                                                   | —                                                                                   |
|  | both sides              | Quantity of 2<br>9001KA1   |  1 0 0<br>0 0 1<br>1 0 0<br>0 0 1 | —                                                                                 | 9001KS53FBH2                                                                       | —                                                                                   | —                                                                                   |
| <b>4 Position</b>                                                                   |                         |                            |                                                                                                                      |                                                                                   |                                                                                    |                                                                                     |                                                                                     |
| <b>Stay put</b>                                                                     |                         |                            |                                                                                                                      |                                                                                   |                                                                                    |                                                                                     |                                                                                     |
|                                                                                     |                         |                            |                                                                                                                      | —                                                                                 | —                                                                                  | —                                                                                   | —                                                                                   |

(1) For alternate handle colors, see page 13 and 25.

(2) For alternate contact configurations, see pages 11-13, and pages 35 and 36.

Other contact configurations are available. Please consult your Regional Sales Office.


































































































# Control and signalling units Ø 30

Harmony® style 9

Selector switches with plastic or chromium plated metal bezel

Assemblies 9001 K / SK

## 9001 Selector Switches -- Non-Illuminated -- Assemblies, Order Contact Blocks Separately

|    |                                                        |                                                                                                                                                                                                                                                                                                                                                                                                                                                                         |                                                                                                                                                                                        | Metal (base and ring nut) |                           | Plastic (base and ring nut) |             |
|-------------------------------------------------------------------------------------|--------------------------------------------------------|-------------------------------------------------------------------------------------------------------------------------------------------------------------------------------------------------------------------------------------------------------------------------------------------------------------------------------------------------------------------------------------------------------------------------------------------------------------------------|----------------------------------------------------------------------------------------------------------------------------------------------------------------------------------------|---------------------------|---------------------------|-----------------------------|-------------|
|                                                                                     |                                                        |                                                                                                                                                                                                                                                                                                                                                                                                                                                                         |                                                                                                                                                                                        | All handles are plastic   |                           | All handles are plastic     |             |
| Contact Mounted on Side                                                             | Contact Block Options (order separately from page 24). | Contact Status<br>1 = closed<br>0 = open                                                                                                                                                                                                                                                                                                                                                                                                                                | Standard Black Handle (1)                                                                                                                                                              | Long Black Handle (1)     | Standard Black Handle (1) | Long Black Handle (1)       |             |
| <b>2 Position</b>                                                                   |                                                        |                                                                                                                                                                                                                                                                                                                                                                                                                                                                         |                                                                                                                                                                                        |                           |                           |                             |             |
| <b>Stay put</b>                                                                     |                                                        |                                                                                                                                                                                                                                                                                                                                                                                                                                                                         |                                                                                                                                                                                        |                           |                           |                             |             |
|    | 1 or 2                                                 | 9001KA1  or <br>9001KA3  or <br>9001KA2            |  1 0<br> 0 1         | 9001KS11B                 | 9001KS11FB                | 9001SKS11B                  | 9001SKS11FB |
|    | 1 or 2                                                 | 9001KA1  or <br>9001KA3  or <br>9001KA2            |  0 1<br> 1 0         | 9001KS12B                 | —                         | 9001SKS12B                  | —           |
| <b>Spring return, left to right</b>                                                 |                                                        |                                                                                                                                                                                                                                                                                                                                                                                                                                                                         |                                                                                                                                                                                        |                           |                           |                             |             |
|    | 1 or 2                                                 | 9001KA1  or <br>9001KA3  or <br>9001KA2           |  1 0<br> 0 1         | 9001KS25B                 | —                         | —                           | —           |
| <b>Spring return, right to left</b>                                                 |                                                        |                                                                                                                                                                                                                                                                                                                                                                                                                                                                         |                                                                                                                                                                                        |                           |                           |                             |             |
|  | 1 or 2                                                 | 9001KA1  or <br>9001KA3  or <br>9001KA2  |  0 1<br> 1 0     | 9001KS34B                 | 9001KS34FB                | —                           | 9001SKS34FB |
| <b>3 Position</b>                                                                   |                                                        |                                                                                                                                                                                                                                                                                                                                                                                                                                                                         |                                                                                                                                                                                        |                           |                           |                             |             |
| <b>Stay put</b>                                                                     |                                                        |                                                                                                                                                                                                                                                                                                                                                                                                                                                                         |                                                                                                                                                                                        |                           |                           |                             |             |
|  | 2                                                      | 9001KA1  or <br>9001KA3  or <br>9001KA2  |  1 0 0<br> 0 1 1 | 9001KS42B                 | —                         | 9001SKS42B                  | —           |
|  | 1                                                      | 9001KA1  or <br>9001KA3  or <br>9001KA2  |  0 0 1<br> 1 1 0 | —                         | —                         | —                           | —           |
|  | 1 or 2                                                 | 9001KA1  or <br>9001KA3  or <br>9001KA2  |  1 0 0<br> 0 0 1 | 9001KS43B                 | 9001KS43FB                | 9001SKS43B                  | 9001SKS43FB |
|  | 1 or 2                                                 | 9001KA1  or <br>9001KA3  or <br>9001KA2  |  0 0 1<br> 0 1 0 | 9001KS44B                 | —                         | —                           | —           |
| <b>Stay put</b>                                                                     |                                                        |                                                                                                                                                                                                                                                                                                                                                                                                                                                                         |                                                                                                                                                                                        |                           |                           |                             |             |
|  | 2                                                      | 9001KA1  or <br>9001KA3  or <br>9001KA2  |  1 0 0<br> 0 0 1 | 9001KS46B                 | 9001KS46FB                | 9001SKS46B                  | —           |
|  | 1                                                      | 9001KA1  or <br>9001KA3  or <br>9001KA2  |  0 1 0<br> 0 0 1 | —                         | —                         | —                           | —           |
|  | 2                                                      | 9001KA1  or <br>9001KA3  or <br>9001KA2  |  1 0 0<br> 0 1 1 | 9001KS49B                 | —                         | —                           | —           |
|  | 1                                                      | 9001KA1  or <br>9001KA3  or <br>9001KA2  |  1 0 1<br> 0 1 0 | —                         | —                         | —                           | —           |

(1) For alternate handle colors, see page 13 and 25.

(2) For alternate contact configurations, see pages 11-13, and pages 35 and 36.

Other contact configurations are available. Please consult your Regional Sales Office.

# Control and signalling units Ø 30

Harmony® style 9

Selector switches with plastic or chromium plated metal bezel

Assemblies 9001 K / SK

## 9001 Selector Switches -- Non-Illuminated -- Assemblies, Order Contact Blocks Separately

|                                                |                                                            |                                    |             | Metal (base and ring nut) |                       | Plastic (base and ring nut) |                       |
|------------------------------------------------|------------------------------------------------------------|------------------------------------|-------------|---------------------------|-----------------------|-----------------------------|-----------------------|
|                                                |                                                            |                                    |             | All handles are plastic   |                       | All handles are plastic     |                       |
|                                                |                                                            |                                    |             |                           |                       |                             |                       |
| Contact Mounted on Side                        | Contact Block Options (2) (order separately from page 24). | Contact Status 1 = closed 0 = open |             | Standard Black Handle (1) | Long Black Handle (1) | Standard Black Handle (1)   | Long Black Handle (1) |
| <b>3 Position (continued)</b>                  |                                                            |                                    |             |                           |                       |                             |                       |
| <b>Stay put</b>                                |                                                            |                                    |             |                           |                       |                             |                       |
|                                                | 2                                                          | 9001KA1<br>                        | 9001KA3<br> |                           | 0 1 0                 | 9001KS401B                  | —                     |
|                                                |                                                            | or                                 | 9001KA2<br> |                           | 1 0 0                 |                             |                       |
|                                                | 1                                                          | 9001KA1<br>                        | 9001KA3<br> |                           | 0 0 1                 | —                           | —                     |
|                                                |                                                            | or                                 | 9001KA2<br> |                           | 0 1 0                 |                             |                       |
| <b>Spring return left to center</b>            |                                                            |                                    |             |                           |                       |                             |                       |
|                                                | 1 or 2                                                     | 9001KA1<br>                        | 9001KA3<br> |                           | 1 0 0                 | 9001KS63B                   | 9001KS63FB            |
|                                                |                                                            | or                                 | 9001KA2<br> |                           | 0 0 1                 | 9001SKS63B                  | 9001SKS63FB           |
|                                                | 1 or 2                                                     | 9001KA1<br>                        | 9001KA3<br> |                           | 0 0 1                 | —                           | 9001KS64FB            |
|                                                |                                                            | or                                 | 9001KA2<br> |                           | 0 1 0                 | —                           | —                     |
| <b>Spring return right to center</b>           |                                                            |                                    |             |                           |                       |                             |                       |
|                                                | 2                                                          | 9001KA1<br>                        | 9001KA3<br> |                           | 1 0 0                 | 9001KS72B                   | —                     |
|                                                |                                                            | or                                 | 9001KA2<br> |                           | 0 1 1                 |                             |                       |
|                                                | 1                                                          | 9001KA1<br>                        | 9001KA3<br> |                           | 0 0 1                 | —                           | —                     |
|                                                |                                                            | or                                 | 9001KA2<br> |                           | 1 1 0                 |                             |                       |
|                                                | 1 or 2                                                     | 9001KA1<br>                        | 9001KA3<br> |                           | 1 0 0                 | 9001KS73B                   | —                     |
|                                                |                                                            | or                                 | 9001KA2<br> |                           | 0 0 1                 | —                           | —                     |
| <b>Spring return, right and left to center</b> |                                                            |                                    |             |                           |                       |                             |                       |
|                                                | 2                                                          | 9001KA1<br>                        | 9001KA3<br> |                           | 1 0 0                 | 9001KS52B                   | —                     |
|                                                |                                                            | or                                 | 9001KA2<br> |                           | 0 1 1                 |                             |                       |
|                                                | 1                                                          | 9001KA1<br>                        | 9001KA3<br> |                           | 0 0 1                 | —                           | —                     |
|                                                |                                                            | or                                 | 9001KA2<br> |                           | 1 1 0                 |                             |                       |
|                                                | 1 or 2                                                     | 9001KA1<br>                        | 9001KA3<br> |                           | 1 0 0                 | 9001KS53B                   | 9001KS53FB            |
|                                                |                                                            | or                                 | 9001KA2<br> |                           | 0 0 1                 | 9001SKS53B                  | 9001SKS53FB           |
| <b>4 Position</b>                              |                                                            |                                    |             |                           |                       |                             |                       |
| <b>Stay put</b>                                |                                                            |                                    |             |                           |                       |                             |                       |
|                                                | 2                                                          | 9001KA1<br>                        | 9001KA3<br> |                           | 1 0 0 0               | 9001KS88B                   | 9001KS88FB            |
|                                                |                                                            | or                                 | 9001KA2<br> |                           | 0 0 1 0               |                             |                       |
|                                                | 1                                                          | 9001KA1<br>                        | 9001KA3<br> |                           | 0 0 0 1               | —                           | —                     |
|                                                |                                                            | or                                 | 9001KA2<br> |                           | 0 1 0 0               |                             |                       |

(1) For alternate handle colors, see page 25.

(2) For alternate contact configurations, see page 35 and page 36.

Other contact configurations are available. Please consult your Regional Sales Office.















































# Control and signalling units Ø 30

Harmony® style 9

Selector switches with plastic or chromium plated metal bezel

Assemblies 9001 K / SK

## 9001 Selector Switches -- Non-Illuminated -- Order Handles and Contact Blocks Separately

|    |                                                                                     |                                                                                                |                                                                                                      | Metal (base and ring nut)                                                                                            | Plastic(base and ring nut)                                                                                       |           |
|-------------------------------------------------------------------------------------|-------------------------------------------------------------------------------------|------------------------------------------------------------------------------------------------|------------------------------------------------------------------------------------------------------|----------------------------------------------------------------------------------------------------------------------|------------------------------------------------------------------------------------------------------------------|-----------|
|                                                                                     | For Contact Mounted on Side                                                         | Contact Block Options (order separately from page 25)                                          | Contact Status 1 = closed 0 = open                                                                   | Order Handle Separately (see page 25).                                                                               | Order Handle Separately (see page 25).                                                                           |           |
| <b>3 Position</b>                                                                   |                                                                                     |                                                                                                |                                                                                                      |                                                                                                                      |                                                                                                                  |           |
| <b>Stay put</b>                                                                     |                                                                                     |                                                                                                |                                                                                                      |                                                                                                                      |                                                                                                                  |           |
|    | 1 or 2                                                                              | 9001KA1<br>   | or<br>9001KA2<br>   | 9001KA3<br><br>1 0<br>0 1           | 9001KS11                                                                                                         | 9001SKS11 |
| <b>2 Position</b>                                                                   |                                                                                     |                                                                                                |                                                                                                      |                                                                                                                      |                                                                                                                  |           |
| <b>Stay put</b>                                                                     |                                                                                     |                                                                                                |                                                                                                      |                                                                                                                      |                                                                                                                  |           |
|    | 2                                                                                   | 9001KA1<br>   | or<br>9001KA2<br>   | 9001KA3<br><br>1 0 0<br>0 1 1       | 9001KS42                                                                                                         | —         |
|                                                                                     | 1                                                                                   | 9001KA1<br>   | or<br>9001KA2<br>   | 9001KA3<br><br>0 0 1<br>1 1 0       |                                                                                                                  |           |
|   | 1 or 2                                                                              | 9001KA1<br>  | or<br>9001KA2<br>  | 9001KA3<br><br>1 0 0<br>0 0 1       | 9001KS43                                                                                                         | 9001SKS43 |
|                                                                                     |  | 2                                                                                              | 9001KA1<br>       | or<br>9001KA2<br>                 | 9001KA3<br><br>1 0 0<br>0 0 1 | 9001KS46  |
| 1                                                                                   |                                                                                     | 9001KA1<br> | or<br>9001KA2<br> | 9001KA3<br><br>0 1 0<br>0 0 1     |                                                                                                                  |           |
| <b>Spring return left to center</b>                                                 |                                                                                     |                                                                                                |                                                                                                      |                                                                                                                      |                                                                                                                  |           |
|  | 1 or 2                                                                              | 9001KA1<br> | or<br>9001KA2<br> | 9001KA3<br><br>1 0 0<br>0 0 1     | 9001KS63                                                                                                         | —         |
| <b>Spring return right to center</b>                                                |                                                                                     |                                                                                                |                                                                                                      |                                                                                                                      |                                                                                                                  |           |
|  | —                                                                                   |                                                                                                |                                                                                                      |                                                                                                                      |                                                                                                                  |           |
| <b>Spring return, right and left to center</b>                                      |                                                                                     |                                                                                                |                                                                                                      |                                                                                                                      |                                                                                                                  |           |
|  | 2                                                                                   | 9001KA1<br> | or<br>9001KA2<br> | 9001KA3<br><br>1 0 0<br>0 1 1     | 9001KS52                                                                                                         | —         |
|                                                                                     | 1                                                                                   | 9001KA1<br> | or<br>9001KA2<br> | 9001KA3<br><br>0 0 1<br>1 1 0     |                                                                                                                  |           |
|  | 1 or 2                                                                              | 9001KA1<br> | or<br>9001KA2<br> | 9001KA3<br><br>1 0 0<br>0 0 1     | 9001KS53                                                                                                         | —         |
|                                                                                     | <b>4 Position</b>                                                                   |                                                                                                |                                                                                                      |                                                                                                                      |                                                                                                                  |           |
| <b>Stay put</b>                                                                     |                                                                                     |                                                                                                |                                                                                                      |                                                                                                                      |                                                                                                                  |           |
|  | 2                                                                                   | 9001KA1<br> | or<br>9001KA2<br> | 9001KA3<br><br>1 0 0 0<br>0 0 1 0 | 9001KS88                                                                                                         | —         |
|                                                                                     | 1                                                                                   | 9001KA1<br> | or<br>9001KA2<br> | 9001KA3<br><br>0 0 0 1<br>0 1 0 0 |                                                                                                                  |           |

For alternate contact configurations, see page 35 and page 36.

# Control and signalling units Ø 30

Harmony® style 9

Selector switches with plastic or chromium plated metal bezel

Assemblies 9001 K / SK

## 9001 Selector Switches - Illuminated Assemblies - Super Bright LED's Included, Order Contact Blocks Separately



Metal (base and ring nut)    Plastic (base and ring nut)

All handles are plastic



|                                                | For Contact Mounted on Side | Contact Block Options (order separately from page 24). | Contact Status 1 = closed 0 = open | Voltage | Super Bright LED Color | Long Handle (except where noted) | Long Handle    |                 |
|------------------------------------------------|-----------------------------|--------------------------------------------------------|------------------------------------|---------|------------------------|----------------------------------|----------------|-----------------|
| <b>2 Position</b>                              |                             |                                                        |                                    |         |                        |                                  |                |                 |
| <b>Stay put</b>                                |                             |                                                        |                                    |         |                        |                                  |                |                 |
|                                                | 1 or 2                      | 9001KA1                                                | 9001KA3                            |         | 24 Vac-dc              | Green                            | 9001K11J35LGFG | 9001SK11J35LGFG |
|                                                |                             |                                                        | 9001KA2                            |         |                        | Red                              | 9001K11J35LRFR | 9001SK11J35LRFR |
|                                                |                             |                                                        |                                    |         |                        | Amber                            | 9001K11J35LYFA | 9001SK11J35LYFA |
|                                                | 1 or 2                      | 9001KA1                                                | 9001KA3                            |         | 110 - 120 V            | No Handle                        | 9001K11J       | —               |
|                                                |                             |                                                        | 9001KA2                            |         |                        | Green                            | 9001K11J1LG ▲  | —               |
|                                                |                             |                                                        |                                    |         |                        | Red                              | 9001K11J1LR ▲  | —               |
|                                                |                             |                                                        |                                    |         |                        | Amber                            | —              | —               |
| <b>Spring return, right to left</b>            |                             |                                                        |                                    |         |                        |                                  |                |                 |
|                                                | 1 or 2                      | 9001KA1                                                | 9001KA3                            |         | 24 Vac-dc              | Green                            | 9001K34J35LGFG | 9001SK34J35LGFG |
|                                                |                             |                                                        | 9001KA2                            |         |                        | Red                              | 9001K34J35LRFR | 9001SK34J35LRFR |
|                                                |                             |                                                        |                                    |         |                        | Amber                            | 9001K34J35LYFA | 9001SK34J35LYFA |
| <b>3 Position</b>                              |                             |                                                        |                                    |         |                        |                                  |                |                 |
| <b>Stay put</b>                                |                             |                                                        |                                    |         |                        |                                  |                |                 |
|                                                | 1 or 2                      | 9001KA1                                                | 9001KA3                            |         | 24 Vac-dc              | Green                            | 9001K43J35LGFG | 9001SK43J35LGFG |
|                                                |                             |                                                        | 9001KA2                            |         |                        | Red                              | 9001K43J35LRFR | 9001SK43J35LRFR |
|                                                |                             |                                                        |                                    |         |                        | Amber                            | 9001K43J35LYFA | 9001SK43J35LYFA |
|                                                | 2                           | 9001KA1                                                | 9001KA3                            |         | 24 Vac-dc              | Red                              | 9001K46J35LGFG | 9001SK46J35LGFG |
|                                                |                             |                                                        | 9001KA2                            |         |                        | Green                            | 9001K46J35LRFR | 9001SK46J35LRFR |
|                                                |                             |                                                        |                                    |         |                        | Amber                            | 9001K46J35LYFA | 9001SK46J35LYFA |
|                                                | 1                           | 9001KA1                                                | 9001KA3                            |         |                        |                                  |                |                 |
|                                                |                             |                                                        | 9001KA2                            |         |                        |                                  |                |                 |
|                                                |                             |                                                        |                                    |         |                        |                                  |                |                 |
| <b>Spring return left to center</b>            |                             |                                                        |                                    |         |                        |                                  |                |                 |
|                                                | 1 or 2                      | 9001KA1                                                | 9001KA3                            |         | 24 Vac-dc              | Green                            | 9001K63J35LGFG | 9001SK63J35LGFG |
|                                                |                             |                                                        | 9001KA2                            |         |                        | Red                              | 9001K63J35LRFR | 9001SK63J35LRFR |
|                                                |                             |                                                        |                                    |         |                        | Amber                            | 9001K63J35LYFA | 9001SK63J35LYFA |
| <b>Spring return right to center</b>           |                             |                                                        |                                    |         |                        |                                  |                |                 |
|                                                |                             |                                                        |                                    |         | 24 Vac-dc              | Green                            | —              | —               |
|                                                |                             |                                                        |                                    |         |                        | Red                              | —              | —               |
|                                                |                             |                                                        |                                    |         |                        | Amber                            | —              | —               |
| <b>Spring return, right and left to center</b> |                             |                                                        |                                    |         |                        |                                  |                |                 |
|                                                | 1 or 2                      | 9001KA1                                                | 9001KA3                            |         | 24 Vac-dc              | Green                            | 9001K53J35LGFG | 9001SK53J35LGFG |
|                                                |                             |                                                        | 9001KA2                            |         |                        | Red                              | 9001K53J35LRFR | 9001SK53J35LRFR |
|                                                |                             |                                                        |                                    |         |                        | Amber                            | 9001K53J35LYFA | 9001SK53J35LYFA |
| <b>4 Position</b>                              |                             |                                                        |                                    |         |                        |                                  |                |                 |
| <b>Stay put</b>                                |                             |                                                        |                                    |         |                        |                                  |                |                 |
|                                                | 2                           | 9001KA1                                                | 9001KA3                            |         | 24 Vac-dc              | Red                              | 9001K88J35LGFG | 9001SK88J35LGFG |
|                                                |                             |                                                        | 9001KA2                            |         |                        | Green                            | 9001K88J35LRFR | 9001SK88J35LRFR |
|                                                |                             |                                                        |                                    |         |                        | Amber                            | 9001K88J35LYFA | 9001SK88J35LYFA |
|                                                | 1                           | 9001KA1                                                | 9001KA3                            |         |                        |                                  |                |                 |
|                                                |                             |                                                        | 9001KA2                            |         |                        |                                  |                |                 |
|                                                |                             |                                                        |                                    |         |                        |                                  |                |                 |

▲ Provided with standard handle and incandescent bulb.  
Other contact configurations are available. Please consult your Regional Sales Office.



# Control and signalling units Ø 30

Harmony® style 9

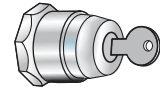
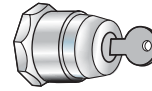
Selector switches with plastic or chromium plated metal bezel

Complete units

## 9001 Selector Switches -- Key Operated -- Complete Assemblies, Contact Blocks Included

Metal (base and ring nut)

821106



|                                                                      | Contact Mounted on Side | Contact Block Included   | Contact Status<br>1 = closed<br>0 = open | E10 Key       | Ronis Key      |
|----------------------------------------------------------------------|-------------------------|--------------------------|------------------------------------------|---------------|----------------|
| <b>2 Position</b>                                                    |                         |                          |                                          |               |                |
| <b>Stay put, key withdraw left</b>                                   |                         |                          |                                          |               |                |
|                                                                      | 2                       | 9001KA2                  | <br>0 1                                  | 9001KS11K1H36 | 9001KS11K1H36R |
|                                                                      | 2                       | 9001KA1                  | <br>1 0<br>0 1                           | 9001KS11K1H13 | 9001KS11K1H13R |
| <b>Stay put, key withdraw left and right</b>                         |                         |                          |                                          |               |                |
|                                                                      | 2                       | 9001KA1                  | <br>1 0<br>0 1                           | 9001KS11K3H13 | 9001KS11K3H13R |
| <b>3 Position</b>                                                    |                         |                          |                                          |               |                |
| <b>Stay put, key withdraw center</b>                                 |                         |                          |                                          |               |                |
|                                                                      | both sides              | Quantity of 2<br>9001KA1 | <br>1 0 0<br>0 0 1<br>1 0 0<br>0 0 1     | 9001KS43K5H2  | 9001KS43K5H2R  |
| <b>Spring return right &amp; left to center, key withdraw center</b> |                         |                          |                                          |               |                |
|                                                                      | both sides              | Quantity of 2<br>9001KA1 | <br>1 0 0<br>0 0 1<br>1 0 0<br>0 0 1     | 9001KS53K5H2  | 9001KS53K5H2R  |
| <b>4 Position</b>                                                    |                         |                          |                                          |               |                |

Other contact configurations are available. Please consult your Regional Sales Office.

# Control and signalling units Ø 30

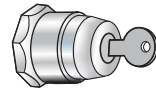
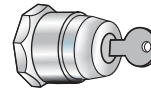
Harmony® style 9

Selector switches with plastic or chromium plated metal bezel

Complete units 9001 K

## 9001 Selector Switches -- Key Operated -- Order Contact Blocks Separately

Metal (base and ring nut)



|                                                                     | For Contact Mounted on Side | Contact Block Options (order separately from page 36). | Contact Status<br>1 = closed<br>0 = open | E10 Key            | Ronis Key   |
|---------------------------------------------------------------------|-----------------------------|--------------------------------------------------------|------------------------------------------|--------------------|-------------|
| <b>2 Position</b>                                                   |                             |                                                        |                                          |                    |             |
| <b>Stay put, key withdraw left</b>                                  |                             |                                                        |                                          |                    |             |
|                                                                     | 1 or 2                      | 9001KA1<br>                                            | or                                       | 9001KA3<br>        | 9001KS11K1  |
|                                                                     |                             |                                                        |                                          | 9001KA2<br>        | 9001KS11K1R |
|                                                                     |                             |                                                        |                                          | 1 0<br>0 1         |             |
| <b>Stay put, key withdraw right</b>                                 |                             |                                                        |                                          |                    |             |
|                                                                     | 1 or 2                      | 9001KA1<br>                                            | or                                       | 9001KA3<br>        | 9001KS11K2  |
|                                                                     |                             |                                                        |                                          | 9001KA2<br>        | —           |
|                                                                     |                             |                                                        |                                          | 1 0<br>0 1         |             |
| <b>Stay put, key withdraw left &amp; right</b>                      |                             |                                                        |                                          |                    |             |
|                                                                     | 1 or 2                      | 9001KA1<br>                                            | or                                       | 9001KA3<br>        | 9001KS11K3  |
|                                                                     |                             |                                                        |                                          | 9001KA2<br>        | 9001KS11K3R |
|                                                                     |                             |                                                        |                                          | 1 0<br>0 1         |             |
| <b>Spring return, right to left, key withdraw right</b>             |                             |                                                        |                                          |                    |             |
|                                                                     | 1 or 2                      | 9001KA1<br>                                            | or                                       | 9001KA3<br>        | 9001KS34K1  |
|                                                                     |                             |                                                        |                                          | 9001KA2<br>        | —           |
|                                                                     |                             |                                                        |                                          | 0 1<br>1 0         |             |
| <b>3 Position</b>                                                   |                             |                                                        |                                          |                    |             |
| <b>Stay put, key withdraw left, center, right</b>                   |                             |                                                        |                                          |                    |             |
|                                                                     | 1 or 2                      | 9001KA1<br>                                            | or                                       | 9001KA3<br>        | 9001KS43K10 |
|                                                                     |                             |                                                        |                                          | 9001KA2<br>        | —           |
|                                                                     |                             |                                                        |                                          | 1 0 0<br>0 0 1     |             |
| <b>Stay put, key withdraw center</b>                                |                             |                                                        |                                          |                    |             |
|                                                                     | 1 or 2                      | 9001KA1<br>                                            | or                                       | 9001KA3<br>        | 9001KS43K5  |
|                                                                     |                             |                                                        |                                          | 9001KA2<br>        | 9001KS43K5R |
|                                                                     |                             |                                                        |                                          | 1 0 0<br>0 0 1     |             |
| <b>Spring return, right and left to center, key withdraw center</b> |                             |                                                        |                                          |                    |             |
|                                                                     | 1 or 2                      | 9001KA1<br>                                            | or                                       | 9001KA3<br>        | 9001KS53K5  |
|                                                                     |                             |                                                        |                                          | 9001KA2<br>        | 9001KS53K5R |
|                                                                     |                             |                                                        |                                          | 1 0 0<br>0 0 1     |             |
| <b>4 Position</b>                                                   |                             |                                                        |                                          |                    |             |
| <b>Stay put, key withdraw all positions</b>                         |                             |                                                        |                                          |                    |             |
|                                                                     | 2                           | 9001KA1<br>                                            | or                                       | 9001KA3<br>        | 9001KS88K14 |
|                                                                     |                             |                                                        |                                          | 9001KA2<br>        |             |
|                                                                     |                             |                                                        |                                          | 1 0 0 0<br>0 0 1 0 |             |
|                                                                     | 1                           | 9001KA1<br>                                            | or                                       | 9001KA3<br>        | —           |
|                                                                     |                             |                                                        |                                          | 9001KA2<br>        |             |
|                                                                     |                             |                                                        |                                          | 0 0 0 1<br>0 1 0 0 |             |

Other contact configurations are available. Please consult your Regional Sales Office.



**Control and signalling units Ø 30**

Harmony® style 9

Pilot lights with plastic or chromium plated metal bezel

Complete units 9001 K / SK, with screw clamp terminal

**9001 Pilot Lights - Incandescent Lamps (BA9s lamp included)**

|                                                        |  | Reference Voltage       | Lens Cap Color                                                 | Metal (base and ring nut)                                                           | Plastic (base and ring nut)                                                               |
|--------------------------------------------------------|--|-------------------------|----------------------------------------------------------------|-------------------------------------------------------------------------------------|-------------------------------------------------------------------------------------------|
|                                                        |  |                         |                                                                |  |        |
|                                                        |  |                         |                                                                | Plastic Dome Lens Cap                                                               | Plastic Dome Lens Cap                                                                     |
| <b>No voltage - Head Only</b>                          |  | No light module         | No lens cap                                                    | 9001KP                                                                              | 9001SKP                                                                                   |
| <b>12-14 Vac/dc</b>                                    |  | Full voltage            | No lens cap<br>Amber<br>Green<br>Blue<br>Red<br>White          | —<br>9001KP32A9<br>9001KP32G9<br>9001KP32L9<br>9001KP32R9<br>9001KP32W9             | —<br>9001SKP32A9<br>9001SKP32G9<br>9001SKP32L9<br>9001SKP32R9<br>9001SKP32W9              |
| <b>24-28 Vac/dc</b>                                    |  | Full voltage            | No lens cap<br>Amber<br>Green<br>Blue<br>Red<br>White          | 9001KP35<br>9001KP35A9<br>9001KP35G9<br>9001KP35L9<br>9001KP35R9<br>9001KP35W9      | 9001SKP35<br>9001SKP35A9<br>9001SKP35G9<br>9001SKP35L9<br>9001SKP35R9<br>9001SKP35W9      |
| <b>48 Vac/dc</b>                                       |  | Full voltage            | No lens cap<br>Amber<br>Green<br>Blue<br>Red<br>White          | —<br>9001KP36A9<br>9001KP36G9<br>9001KP36L9<br>9001KP36R9<br>9001KP36W9             | —<br>9001SKP36A9<br>9001SKP36G9<br>9001SKP36L9<br>9001SKP36R9<br>9001SKP36W9              |
| <b>120 Vac/dc</b>                                      |  | Full voltage / resistor | No lens cap<br>Amber<br>Clear<br>Green<br>Blue<br>Red<br>White | 9001KP38<br>9001KP38A9<br>—<br>9001KP38G9<br>9001KP38L9<br>9001KP38R9<br>9001KP38W9 | 9001SKP38<br>9001SKP38A9<br>—<br>9001SKP38G9<br>9001SKP38L9<br>9001SKP38R9<br>9001SKP38W9 |
| <b>110-120 Vac, 50-60 Hz</b>                           |  | Transformer             | No lens cap<br>Amber<br>Clear<br>Green<br>Blue<br>Red<br>White | 9001KP1<br>9001KP1A9<br>—<br>9001KP1G9<br>9001KP1L9<br>9001KP1R9<br>9001KP1W9       | 9001SKP1<br>9001SKP1A9<br>—<br>9001SKP1G9<br>9001SKP1L9<br>9001SKP1R9<br>9001SKP1W9       |
| <b>240 Vac/dc</b>                                      |  | Resistor                | No lens cap<br>Amber<br>Clear<br>Green<br>Blue<br>Red<br>White | —<br>9001KP25A9<br>—<br>9001KP25G9<br>9001KP25L9<br>9001KP25R9<br>9001KP25W9        | —<br>9001SKP25A9<br>—<br>9001SKP25G9<br>9001SKP25L9<br>9001SKP25R9<br>9001SKP25W9         |
| <b>220-240 Vac, 50-60 Hz</b>                           |  | Transformer             | No lens cap<br>Amber<br>Clear<br>Green<br>Blue<br>Red<br>White | 9001KP7<br>9001KP7A9<br>—<br>9001KP7G9<br>9001KP7L9<br>9001KP7R9<br>9001KP7W9       | —<br>9001SKP7A9<br>—<br>9001SKP7G9<br>9001SKP7L9<br>9001SKP7R9<br>9001SKP7W9              |
| <b>380-480 Vac, 50-60 Hz</b>                           |  | Transformer             | No lens cap<br>Amber<br>Green<br>Blue<br>Red<br>White          | 9001KP5<br>9001KP5A9<br>9001KP5G9<br>9001KP5L9<br>9001KP5R9<br>9001KP5W9            | —<br>9001SKP5A9<br>9001SKP5G9<br>9001SKP5L9<br>9001SKP5R9<br>9001SKP5W9                   |
| <b>550-600 Vac, 50-60 Hz</b>                           |  | Transformer             | No lens cap<br>Amber<br>Green<br>Blue<br>Red<br>White          | —<br>9001KP6A9<br>9001KP6G9<br>9001KP6L9<br>9001KP6R9<br>9001KP6W9                  | —<br>9001SKP6A9<br>9001SKP6G9<br>9001SKP6L9<br>9001SKP6R9<br>9001SKP6W9                   |
| <b>Open Voltage (0 - 600 volts - no bulb supplied)</b> |  | Direct voltage          | No lens cap<br>Clear<br>Green<br>Blue<br>Red<br>White          | 9001KP40A9<br>9001KP40C9<br>9001KP40G9<br>9001KP40L9<br>9001KP40R9<br>—             | 9001SKP40A9<br>9001SKP40C9<br>9001SKP40G9<br>9001SKP40L9<br>9001SKP40R9<br>—              |

# Control and signalling units Ø 30

Harmony® style 9

Pilot lights with plastic or chromium plated metal bezel

Complete units 9001 K / SK, with screw clamp terminal

## 9001 Pilot Lights - Superbright LED Lamps (BA9s lamp included)



Metal  
(base and ring nut)



Plastic  
(base and ring nut)



| Reference Voltage                           | Lens Cap Color | Plastic Dome Lens Cap | Plastic Dome Lens Cap |
|---------------------------------------------|----------------|-----------------------|-----------------------|
| <b>Superbright LED (BA9s lamp included)</b> |                |                       |                       |
| <b>24-28 Vac/dc</b>                         |                |                       |                       |
| Full voltage                                | No lens cap    | 9001KP35              | 9001SKP35             |
|                                             | Amber          | 9001KP35LYA9          | 9001SKP35LYA9         |
|                                             | Green          | 9001KP35LGG9          | 9001SKP35LGG9         |
|                                             | Blue           | 9001KP35LLL9          | 9001SKP35LLL9         |
|                                             | Red            | 9001KP35LRR9          | 9001SKP35LRR9         |
|                                             | White          | 9001KP35LWW9          | 9001SKP35LWW9         |
| <b>48 Vac/dc</b>                            |                |                       |                       |
| Full voltage                                | No lens cap    | —                     | —                     |
|                                             | Amber          | 9001KP36LYA9          | 9001SKP36LYA9         |
|                                             | Green          | 9001KP36LGG9          | 9001SKP36LGG9         |
|                                             | Blue           | 9001KP36LLL9          | 9001SKP36LLL9         |
|                                             | Red            | 9001KP36LRR9          | 9001SKP36LRR9         |
|                                             | White          | 9001KP36LWW9          | 9001SKP36LWW9         |
| <b>120 Vac/dc</b>                           |                |                       |                       |
| Full voltage / resistor                     | No lens cap    | 9001KP38              | 9001SKP38             |
|                                             | Amber          | 9001KP38LYA9          | 9001SKP38LYA9         |
|                                             | Green          | 9001KP38LGG9          | 9001SKP38LGG9         |
|                                             | Blue           | 9001KP38LLL9          | 9001SKP38LLL9         |
|                                             | Red            | 9001KP38LRR9          | 9001SKP38LRR9         |
|                                             | White          | 9001KP38LWW9          | 9001SKP38LWW9         |

# Control and signalling units Ø 30

## Harmony® Style 9

Pilot lights with plastic or chromium plated metal bezel  
Complete units 9001 K / SK, with screw clamp terminals

### 9001 Pilot Lights “Push to test”



Metal (base and ring nut)

Plastic (base and ring nut)



No Guard

No Guard

#### Super Bright LED (BA9s included)

##### 24 Vac-dc

|                        |       |               |                |
|------------------------|-------|---------------|----------------|
| No color cap           |       |               | 9001SKT35      |
| Includes 1 C/O contact | Red   | 9001KT35LRR31 | 9001SKT35LRR31 |
| Includes 1 C/O contact | Green | 9001KT35LGG31 | 9001SKT35LGG31 |
| Includes 1 C/O contact | Amber | 9001KT35LYA31 | 9001SKT35LYA31 |

##### 48 Vac-dc

|                        |       |               |                |
|------------------------|-------|---------------|----------------|
| No color cap           |       |               |                |
| Includes 1 C/O contact | Red   | 9001KT36LRR31 | 9001SKT36LRR31 |
| Includes 1 C/O contact | Green | 9001KT36LGG31 | 9001SKT36LGG31 |
| Includes 1 C/O contact | Amber | 9001KT36LYA31 | 9001SKT36LYA31 |

##### 120 Vac-dc

|                        |       |               |                |
|------------------------|-------|---------------|----------------|
| No color cap           |       |               |                |
| Includes 1 C/O contact | Red   | 9001KT38LRR31 | 9001SKT38LRR31 |
| Includes 1 C/O contact | Green | 9001KT38LGG31 | 9001SKT38LGG31 |
| Includes 1 C/O contact | Amber | 9001KT38LYA31 | 9001SKT38LYA31 |

#### Incandescent (BA9s included)

##### 120 Vac

|                        |       |            |             |
|------------------------|-------|------------|-------------|
| No color cap           |       | 9001KT1    | 9001SKT1    |
| Includes 1 C/O contact | Red   | 9001KT1R31 | 9001SKT1R31 |
| Includes 1 C/O contact | Green | 9001KT1G31 | 9001SKT1G31 |
| Includes 1 C/O contact | Amber | 9001KT1A31 | 9001SKT1A31 |

# Control and signalling units Ø 30

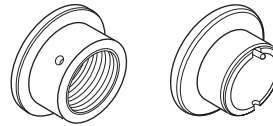
## Harmony® Style 9

### Mushroom Operators

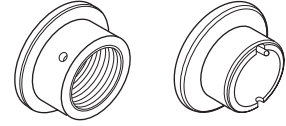
#### Mushroom Operators - Non-Illuminated



#### Metal (base and ring nut)



#### Plastic (base and ring nut)



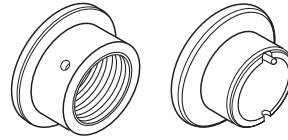
|                                | Knob (1) |                               |             | Metal (base and ring nut)    |               | Plastic (base and ring nut)  |               |
|--------------------------------|----------|-------------------------------|-------------|------------------------------|---------------|------------------------------|---------------|
|                                | Diameter | Color                         | Contact (2) | Screw In Knob with Set Screw | Snap in Knob  | Screw In Knob with Set Screw | Snap in Knob  |
| <b>Momentary Spring Return</b> |          |                               |             |                              |               |                              |               |
|                                | None     | None                          | None        | 9001KR20                     |               |                              |               |
|                                | 35mm     | Red                           | None        | 9001KR24R                    | 9001KR4R      | 9001SKR24R                   | 9001SKR4R     |
|                                | 35mm     | Red                           | 1 N/C       | 9001KR24RH6                  | 9001KR4RH6    | —                            | 9001SKR4RH6   |
|                                | 35mm     | Red                           | 1 C/O       | 9001KR24RH13                 | 9001KR4RH13   | 9001SKR24RH13                | —             |
|                                | 35mm     | Red - marked "Emergency Stop" | 1 N/C       | —                            | 9001KR4R05H6  | —                            | 9001SKR4R05H6 |
|                                | 35mm     | Green                         | None        | 9001KR24G                    | —             | —                            | —             |
|                                | 35mm     | Black                         | None        | 9001KR24B                    | 9001KR4B      | —                            | —             |
|                                | 35mm     | Black                         | 1 C/O       | 9001KR24BH13                 | —             | 9001SKR24BH13                | —             |
|                                | 57mm     | Red                           | None        | 9001KR25R                    | 9001KR5R      | 9001SKR25R                   | 9001SKR5R     |
|                                | 57mm     | Red                           | 1 N/C       | —                            | 9001KR5RH6    | —                            | 9001SKR5RH6   |
|                                | 57mm     | Red                           | 1 C/O       | 9001KR25RH13                 | 9001KR5RH13   | 9001SKR25RH13                | —             |
|                                | 57mm     | Red - marked "Emergency Stop" | None        | —                            | 9001KR5R05    | —                            | —             |
|                                | 57mm     | Red - marked "Emergency Stop" | 1 N/C       | —                            | 9001KR5R05H6  | —                            | 9001SKR5R05H6 |
|                                | 57mm     | Red - marked "Emergency Stop" | 1 C/O       | —                            | 9001KR5R05H13 | —                            | —             |
|                                | 57mm     | Green                         | None        | 9001KR25G                    | —             | —                            | —             |
|                                | 57mm     | Black                         | None        | 9001KR25B                    | 9001KR5B      | —                            | —             |
|                                | 57mm     | Black                         | 1 C/O       | 9001KR25BH13                 | —             | 9001SKR25BH13                | —             |

Note: 1) Knob provided except where marked "none". Alternate knobs can be selected from page 25.  
 2) Contact mounting side and sequence is noted on page 36.

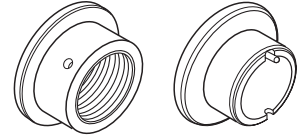
#### Mushroom Operators - Non-Illuminated



#### Metal (base and ring nut)



#### Plastic (base and ring nut)



|                                                                                   | Knob (1)            |                               | Contact (2)              | Metal (base and ring nut) |              | Plastic (base and ring nut) |              |
|-----------------------------------------------------------------------------------|---------------------|-------------------------------|--------------------------|---------------------------|--------------|-----------------------------|--------------|
|                                                                                   | Diameter            | Color                         |                          | Screw In Knob             | Snap in Knob | Screw In Knob               | Snap in Knob |
| <b>2 Position - "Push-Pull"</b>                                                   |                     |                               |                          |                           |              |                             |              |
|                                                                                   | None                | none                          | None                     | 9001KR9                   |              | 9001SKR9                    |              |
|                                                                                   | 35mm                | Red                           | 1 N/C                    | 9001KR9R20H6              |              | 9001SKR9R20H6               |              |
|                                                                                   | 41mm                | Red                           | None                     | 9001KR9R                  |              | 9001SKR9R                   |              |
|                                                                                   | 41mm                | Red                           | 1 N/C                    | 9001KR9RH6                |              | 9001SKR9RH6                 |              |
|                                                                                   | 41mm                | Red                           | 2 N/C                    | 9001KR9RH8                |              | —                           |              |
|                                                                                   | 41mm                | Red                           | 1 C/O                    | 9001KR9RH13               |              | 9001SKR9RH13                |              |
|                                                                                   | 41mm                | Red - marked "Emergency Stop" | None                     | 9001KR9R05                |              | 9001SKR9R05                 |              |
|                                                                                   | 41mm                | Red - marked "Emergency Stop" | 1 C/O                    | 9001KR9R05H13             |              | —                           |              |
|                                                                                   | 41mm                | Green                         | None                     | 9001KR9G                  |              | —                           |              |
|                                                                                   | 41mm                | Black                         | 1 C/O                    | 9001KR9BH13               |              | 9001SKR9BH13                |              |
|                                                                                   | 41mm with set screw | Red                           | 1 C/O                    | 9001KR9R94H13             |              | —                           |              |
|                                                                                   | 57mm                | red                           | 1 N/C                    | 9001KR9R21H6              |              | 9001SKR9R21H6               |              |
| <b>3 Position - "Pull/spring return - center/maintained - push/spring return"</b> |                     |                               |                          |                           |              |                             |              |
|                                                                                   | None                | None                          | None                     | 9001KR8                   |              | 9001SKR8                    |              |
|                                                                                   | 41mm                | Red                           | None                     | 9001KR8R                  |              | 9001SKR8R                   |              |
|                                                                                   | 41mm                | Red                           | 1 N/C + 1 N/C late break | 9001KR8RH25               |              | 9001SKR8RH25                |              |
|                                                                                   | 41mm                | Red - marked "Emergency Stop" | 1 N/C + 1 N/C late break | 9001KR8R05H25             |              | 9001SKR8R05H25              |              |
|                                                                                   | 41mm                | Green                         | None                     | 9001KR8G                  |              | —                           |              |
|                                                                                   | 41mm                | Black                         | 1 N/C + 1 N/C late break | 9001KR8BH25               |              | 9001SKR8BH25                |              |

Note: 1) Knob provided except where marked "none". Alternate knobs can be selected from page 22.  
2) Contact mounting side and sequence is noted on page 36.

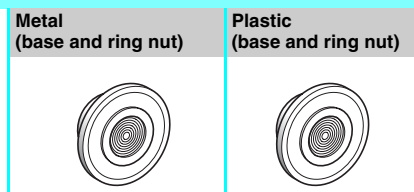
# Control and signalling units Ø 30

## Harmony® Style 9

### Mushroom Operators

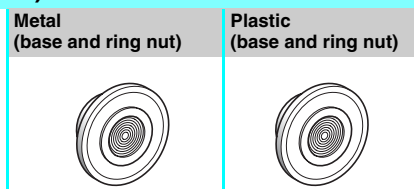
Illuminated -- Incandescent lamps or Superbright LED's

#### Mushroom Operators -- Illuminated Incandescent (BA9s lamp included)



| Knob Diameter                                                                    | Voltage                 | Color | Contact                  |                |                 |
|----------------------------------------------------------------------------------|-------------------------|-------|--------------------------|----------------|-----------------|
| <b>2 Position -- "Push-Pull"</b>                                                 |                         |       |                          |                |                 |
| 41mm                                                                             | 24-28 Vac/dc            | Red   | 1 C/O                    | 9001KR9P35RH13 | —               |
| 41mm                                                                             | 24-28 Vac/dc            | Red   | 1 N/C + 1 N/C late break | 9001KR9P35RH25 | 9001SKR9P35RH25 |
| none                                                                             | 110-120 Vac transformer | None  | none                     | 9001KR9P1      | —               |
| 41mm                                                                             | 110-120 Vac transformer | Red   | none                     | 9001KR9P1R     | 9001SKR9P1R     |
| 41mm                                                                             | 110-120 Vac transformer | Red   | 1 C/O                    | 9001KR9P1RH13  | 9001SKR9P1RH13  |
| 41mm                                                                             | 120 Vac/dc              | Red   | 1 N/C + 1 N/C late break | 9001KR9P38RH25 | 9001SKR8P35RH25 |
| 41mm                                                                             | 110-120 Vac transformer | Green | none                     | 9001KR9P1G     | —               |
| 41mm                                                                             | 220-240 Vac transformer | Red   | 1 N/C + 1 N/C late break | 9001KR9P7RH25  | 9001SKR9P7RH25  |
| <b>3 Position -- Pull/spring return - center/maintained - push/spring return</b> |                         |       |                          |                |                 |
| 41mm                                                                             | 24-28 Vac/dc            | Red   | 1 N/C + 1 N/C late break | 9001KR8P35RH25 | 9001SKR8P35RH25 |
| None                                                                             | 110-120 Vac transformer | None  | None                     | 9001KR8P1      | —               |
| 41mm                                                                             | 110-120 Vac transformer | Red   | None                     | 9001KR8P1R     | —               |
| 41mm                                                                             | 110-120 Vac transformer | Red   | 1 N/C + 1 N/C late break | 9001KR8P1RH25  | —               |
| 41mm                                                                             | 120 Vac/dc              | Red   | 1 N/C + 1 N/C late break | 9001KR8P38RH25 | 9001SKR8P38RH25 |
| 41mm                                                                             | 110-120 Vac transformer | Green | None                     | 9001KR8P1G     | —               |
| 41mm                                                                             | 110-120 Vac transformer | Green | 1 N/C + 1 N/C late break | 9001KR8P1GH25  | —               |
| 41mm                                                                             | 220-240 Vac transformer | Red   | 1 N/C + 1 N/C late break | 9001KR8P7RH25  | 9001SKR8P7RH25  |

#### Mushroom Operators -- Illuminated Super bright LED (BA9s lamp included)



| Knob Diameter                                                                    | Voltage      | Color | Contact |               |                |
|----------------------------------------------------------------------------------|--------------|-------|---------|---------------|----------------|
| <b>2 Position -- "Push-Pull"</b>                                                 |              |       |         |               |                |
| 41mm                                                                             | 24-28 Vac/dc | red   | none    | 9001KR9P35LRR | 9001SKR9P35LRR |
| 41mm                                                                             | 24-28 Vac/dc | green | none    | 9001KR9P35LGG | 9001SKR9P35LGG |
| 41mm                                                                             | 48 Vac/dc    | red   | none    | 9001KR9P36LRR | 9001SKR9P36LRR |
| 41mm                                                                             | 48 Vac/dc    | green | none    | 9001KR9P36LGG | 9001SKR9P36LGG |
| 41mm                                                                             | 120 Vac/dc   | red   | none    | 9001KR9P38LRR | 9001SKR9P38LRR |
| 41mm                                                                             | 120 Vac/dc   | green | none    | 9001KR9P38LGG | 9001SKR9P38LGG |
| <b>3 Position -- Pull/spring return - center/maintained - push/spring return</b> |              |       |         |               |                |
| 41mm                                                                             | 24-28 Vac/dc | red   | none    | 9001KR8P35LRR | 9001SKR8P35LRR |
| 41mm                                                                             | 24-28 Vac/dc | green | none    | 9001KR8P35LGG | 9001SKR8P35LGG |
| 41mm                                                                             | 48 Vac/dc    | red   | none    | 9001KR8P36LRR | 9001SKR8P36LRR |
| 41mm                                                                             | 48 Vac/dc    | green | none    | 9001KR8P36LGG | 9001SKR8P36LGG |
| 41mm                                                                             | 120 Vac/dc   | red   | none    | 9001KR8P38LRR | 9001SKR8P38LRR |
| 41mm                                                                             | 120 Vac/dc   | green | none    | 9001KR8P38LGG | 9001SKR8P38LGG |

NOTES:

1) Contact mounting side and sequence is noted on page 13.



# Control and signalling units Ø 30

## Harmony® Style 9

### Specialty Operators

with plastic or chromium plated metal bezel  
Complete units 9001 K / SK, with screw clamp terminals

### 9001 Joystick Controllers



Metal (base and ring nut)    Plastic (base and ring nut)

|                                          | Contacts         | 80mm Shaft |   |
|------------------------------------------|------------------|------------|---|
| <b>3 Position Spring Return</b>          |                  |            |   |
| Vertical Action                          | Without Contacts | 9001K31    | — |
| Vertical Action                          | 2 N/C            | 9001K31H8  | — |
| Horizontal Action                        | Without Contacts | 9001K71    | — |
| Horizontal Action                        | 2 N/O            | 9001K71H7  | — |
| <b>5 Position Spring Return</b>          |                  |            |   |
| Vertical & Horizontal Action, with Latch | Without Contacts | 9001K34    | — |
| Vertical & Horizontal Action             | Without Contacts | 9001K35    | — |
| Vertical & Horizontal Action             | 2 C/O            | 9001K35H2  | — |
| <b>3 Position Stay Put</b>               |                  |            |   |
| Vertical Action                          | Without Contacts | 9001K73    | — |

### 9001 Key Operated Pushbutton - Extended Guard



Pushbutton operable only with key in lock.  
Key is removable in locked position only.

| Contacts         | Metal (base and ring nut) | Plastic (base and ring nut) |
|------------------|---------------------------|-----------------------------|
| Without Contacts | 9001KR131                 | —                           |

### 9001 Potentiometer Operators - Operator with Single Pot and Dial Plate Legend




| Ohms | Contacts         | Metal (base and ring nut) | Plastic (base and ring nut) |
|------|------------------|---------------------------|-----------------------------|
| 1000 | Without Contacts | 9001K2105                 | —                           |
| 2500 | Without Contacts | 9001K2106                 | 9001SK2106                  |
| 5k   | Without Contacts | 9001K2107                 | 9001SK2107                  |
| 10k  | Without Contacts | 9001K2108                 | 9001SK2108                  |

### Selector Operator - Black Knob, without Contact Block



| Quantity and Type | F — Free<br>D — Depressed | Mount on Side | 1 — Contact Closed    0 — Contact Open |   |       |   | Metal (base and ring nut) | Plastic (base and ring nut) |
|-------------------|---------------------------|---------------|----------------------------------------|---|-------|---|---------------------------|-----------------------------|
|                   |                           |               | Left                                   |   | Right |   |                           |                             |
|                   |                           |               | F                                      | D | F     | D |                           |                             |
| 1 9001KA1         |                           | # 2           | 0                                      | 0 | 1     | 0 | 9001KQ11B                 |                             |
|                   |                           |               | 0                                      | 1 | 0     | 1 |                           |                             |
| 1 9001KA1         |                           | # 1           | 0                                      | 0 | 1     | 1 | 9001KQ14B                 |                             |
|                   |                           |               | 0                                      | 1 | 0     | 0 |                           |                             |
| 1 9001KA1         |                           | # 2           | 1                                      | 1 | 1     | 0 | 9001KQ14B                 |                             |
|                   |                           |               | 0                                      | 0 | 0     | 1 |                           |                             |
| 1 9001KA1         |                           | # 1           | 1                                      | 0 | 1     | 1 |                           |                             |
|                   |                           |               | 0                                      | 1 | 0     | 0 |                           |                             |

### Momentary Dual Function Operator - without Contact Blocks



Universal color  
(2 inserts each of black, red and green)

| Contacts         | Metal (base and ring nut) | Plastic (base and ring nut) |
|------------------|---------------------------|-----------------------------|
| Without Contacts | 9001K2105                 | —                           |

### Mechanically Interlocked



| Metal (base and ring nut) |            |            | Plastic (base and ring nut) |            |            |
|---------------------------|------------|------------|-----------------------------|------------|------------|
| Flush                     | Projecting | High Guard | Flush                       | Projecting | High Guard |
|                           |            |            |                             |            |            |

| Both Buttons Maintained                             |               |   |   |                |   |
|-----------------------------------------------------|---------------|---|---|----------------|---|
| Multi-Color                                         |               |   |   |                |   |
| 7 color inserts included (1) 1 C/O on each operator | 9001KR11UH1H1 | — | — | 9001SKR11UH1H1 | — |
| One Spring Return, One Latching                     |               |   |   |                |   |
| Multi-Color                                         |               |   |   |                |   |
| 7 color inserts included (1) 1 C/O on each operator | 9001KR12UH1H1 | — | — | 9001SKR12UH1H1 | — |

Note: (1) Two of each color: black, red, green, yellow, orange, blue, white.

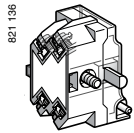
# Control and signalling units Ø 30

## Harmony® Style 9

### Contact blocks, light modules, and lamps

#### 9001 Contacts and Light Modules

##### Contact Blocks

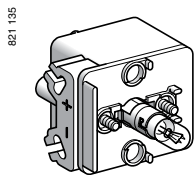


| Standard          |                            | N/O | N/C | C/O | Reference |
|-------------------|----------------------------|-----|-----|-----|-----------|
|                   | Positive opening           | —   | —   | 1   | 9001KA1   |
|                   | —                          | 1   | —   | —   | 9001KA2   |
|                   | Positive opening           | —   | 1   | —   | 9001KA3   |
|                   | Late break                 | —   | —   | 1   | 9001KA4   |
|                   | Late break                 | —   | 1   | —   | 9001KA5   |
|                   | Early make                 | 1   | —   | —   | 9001KA6   |
| <b>Logic Reed</b> | <b>Hermetically sealed</b> |     |     |     |           |
|                   |                            | —   | —   | 1   | 9001KA41  |
|                   |                            | 1   | —   | —   | 9001KA42  |
|                   |                            | —   | 1   | —   | 9001KA43  |
|                   |                            | 2   | —   | —   | 9001KA45  |
| <b>Power Reed</b> | <b>Hermetically sealed</b> |     |     |     |           |
|                   |                            | —   | —   | 1   | 9001KA51  |
|                   |                            | 1   | —   | —   | 9001KA52  |
|                   |                            | —   | 1   | —   | 9001KA53  |

##### Alternate Action Module - Contact blocks mounted behind 9001K85 exhibit push on - push off action

|                                              |   |   |   |   | Reference |
|----------------------------------------------|---|---|---|---|-----------|
| NOTE: N/O circuits require KA4 or KA6 blocks | — | — | — | — | 9001K85   |

##### Light Modules





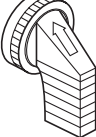




| Resistor                        | Type             | Lamp | Supply Voltage | Color  | Reference  |
|---------------------------------|------------------|------|----------------|--------|------------|
|                                 | Incandescent     | BA9s | 12-14 Vac-dc   | —      | 9001KM32   |
|                                 |                  |      | 24 Vac-dc      | —      | 9001KM35   |
|                                 |                  |      | 120 Vac-dc     | —      | 9001KM38   |
|                                 |                  |      | 230 Vac-dc     | —      | 9001KM25   |
|                                 | Super Bright LED | BA9s | 24 Vac-dc      | —      | —          |
|                                 |                  |      | 120 Vac-dc     | Green  | 9001KM38LG |
|                                 |                  |      | 120 Vac-dc     | Red    | 9001KM38LR |
|                                 |                  |      | 230 Vac-dc     | —      | —          |
| <b>Transformer</b>              |                  |      |                |        |            |
|                                 | Incandescent     | BA9s | 120 Vac        | —      | 9001KM1    |
|                                 |                  |      | 230 Vac        | —      | 9001KM7    |
|                                 |                  |      | 380-480 Vac-dc | —      | 9001KM5    |
| <b>Shallow Depth - resistor</b> |                  |      |                |        |            |
|                                 | Incandescent     | BA9s | 24-28 Vac-dc   | —      | 9001KM55   |
|                                 |                  |      | 110-120 Vac-dc | —      | 9001KM58   |
|                                 | LED              | BA9s | 24 Vac-dc      | Red    | 9001KM55LR |
|                                 |                  |      | 24 Vac-dc      | Green  | 9001KM55LG |
|                                 |                  |      | 24 Vac-dc      | Yellow | 9001KM55LY |
|                                 |                  |      | 120 Vac-dc     | Red    | 9001KM58LR |
|                                 |                  |      | 120 Vac-dc     | Green  | 9001KM58LG |
|                                 |                  |      | 120 Vac-dc     | Yellow | 9001KM58LY |

##### Other Accessories



| Description                   | Application                                                           | Diameter | Color • | Sold in lots of | Reference  |
|-------------------------------|-----------------------------------------------------------------------|----------|---------|-----------------|------------|
| <b>Super Bright LED Bulbs</b> |                                                                       |          |         |                 |            |
|                               | 24 V 9001•••35L•<br>or<br>48 V 9001•••36L•<br>or<br>120 V 9001•••38L• |          | Red     | 1               | 6508805210 |
|                               |                                                                       |          | Green   | 1               | 6508805212 |
|                               |                                                                       |          | Amber   | 1               | 6508805211 |
|                               |                                                                       |          | Blue    | 1               | 6508805213 |
|                               |                                                                       |          | White   | 1               | 6508805214 |
| <b>LED Bulbs</b>              |                                                                       |          |         |                 |            |
|                               | 120 V 9001•••1L•<br>or<br>380 V 9001•••S•<br>or<br>230 V 9001•••7•    |          | Red     | 1               | 6508805201 |
|                               |                                                                       |          | Yellow  | 1               | 6508805202 |
|                               |                                                                       |          | Green   | 1               | 6508805203 |
| <b>Incandescent Bulbs</b>     |                                                                       |          |         |                 |            |
| Resistor Light Modules        | 12 V - code 32                                                        |          |         | 1               | 2550101037 |
|                               | 24 V - code 35                                                        |          |         | 1               | 2550101002 |
|                               | 48 V - code 36                                                        |          |         | 1               | 2550101025 |
|                               | 120 V - code 38                                                       |          |         | 1               | 2550101027 |
| Transformer Light Modules     | 120 V - code 1                                                        |          |         | 1               | 2550101020 |
|                               | 230 V - code 7                                                        |          |         | 1               | 2550101020 |
|                               | 380 V - code 6                                                        |          |         | 1               | 2550101020 |
|                               | 600 V - code 6                                                        |          |         | 1               | 2550101020 |

#### 9001 Component Accessories - Caps and Knobs

|                                                                                     |                     | For use on 9001               | Color                   | Reference |          |
|-------------------------------------------------------------------------------------|---------------------|-------------------------------|-------------------------|-----------|----------|
| <b>For Illuminated Pushbuttons</b>                                                  |                     |                               |                         |           |          |
| <b>Standard Lens</b>                                                                |                     |                               |                         |           |          |
|    |                     | K1L, K2L, K3L,<br>SK1L, SK2L  | Red                     | 9001R7    |          |
|                                                                                     |                     |                               | Green                   | 9001G7    |          |
|                                                                                     |                     |                               | Blue                    | 9001L7    |          |
|                                                                                     |                     |                               | Amber                   | 9001A7    |          |
|                                                                                     |                     |                               | Yellow                  | 9001Y7    |          |
|                                                                                     |                     |                               | White                   | 9001W7    |          |
|                                                                                     |                     |                               | Clear                   | 9001C7    |          |
| <b>For Selector Switch</b>                                                          |                     |                               |                         |           |          |
| <b>Standard Knob</b>                                                                |                     |                               |                         |           |          |
|    |                     | K and SK<br>selector switches | Black                   | 9001B11   |          |
|                                                                                     |                     |                               | Red                     | 9001R8    |          |
|                                                                                     |                     |                               | Green                   | 9001G8    |          |
|                                                                                     |                     |                               | Blue                    | 9001L8    |          |
|                                                                                     |                     |                               | Yellow                  | 9001Y8    |          |
|                                                                                     | White               | 9001W8                        |                         |           |          |
| <b>Long Knob</b>                                                                    |                     |                               |                         |           |          |
|    |                     | K and SK<br>selector switches | Black                   | 9001B25   |          |
|                                                                                     |                     |                               | Red                     | 9001R24   |          |
|                                                                                     |                     |                               | Green                   | 9001G24   |          |
|                                                                                     |                     |                               | Blue                    | 9001L24   |          |
|                                                                                     |                     |                               | Yellow                  | 9001Y24   |          |
|                                                                                     | White               | 9001W24                       |                         |           |          |
| <b>For Pilot Lights</b>                                                             |                     |                               |                         |           |          |
| <b>Dome Lens (standard)</b>                                                         |                     |                               |                         |           |          |
|  |                     | KP, KT, SKP, SKT              | Red                     | 9001R9    |          |
|                                                                                     |                     |                               | Green                   | 9001G9    |          |
|                                                                                     |                     |                               | Blue                    | 9001L9    |          |
|                                                                                     |                     |                               | Amber                   | 9001A9    |          |
|                                                                                     |                     |                               | Yellow                  | 9001Y9    |          |
|                                                                                     |                     |                               | White                   | 9001W9    |          |
|                                                                                     | Clear               | 9001C9                        |                         |           |          |
| <b>Fresnel Lens</b>                                                                 |                     |                               |                         |           |          |
|  |                     | KP, KT, SKP, SKT              | Red                     | 9001R31   |          |
|                                                                                     |                     |                               | Green                   | 9001G31   |          |
|                                                                                     |                     |                               | Blue                    | 9001L31   |          |
|                                                                                     |                     |                               | Amber                   | 9001A31   |          |
|                                                                                     |                     |                               | Yellow                  | 9001Y31   |          |
|                                                                                     |                     |                               | White                   | 9001W31   |          |
|                                                                                     |                     |                               | Clear                   | 9001C31   |          |
| <b>For non-Illuminated Mushroom Operators</b>                                       |                     |                               |                         |           |          |
|  | 35mm Snap-In        | KR4, SKR4                     | Red                     | 9001K16R  |          |
|                                                                                     |                     |                               | Green                   | 9001K16G  |          |
|                                                                                     |                     |                               | Black                   | 9001K16B  |          |
|                                                                                     | 35mm with Set Screw | KR24, SKR24                   | Red                     | 9001K92R  |          |
|                                                                                     | 41mm with Set Screw |                               | KR8, KR9, SKR8,<br>SKR9 | Red       | 9001K94R |
|                                                                                     | 57mm with Set Screw |                               |                         | Red       | 9001K93R |
| 57mm Snap-In                                                                        | KR5, SKR5           | Red                           | 9001K17R                |           |          |
|                                                                                     |                     | Green                         | 9001K17G                |           |          |
| <b>For Illuminated Mushroom Operators</b>                                           |                     |                               |                         |           |          |
|  | 41mm                | KR8, KR9, SKR8,<br>SKR9       | Red                     | 9001R22   |          |
|                                                                                     |                     |                               | Yellow                  | 9001Y22   |          |
|                                                                                     |                     |                               | Green                   | 9001G22   |          |
|                                                                                     | 57mm                | K2L, SK2L                     | Red                     | 9001R21   |          |
| <b>For Push Button Operators</b>                                                    |                     |                               |                         |           |          |
| set of 7 color caps<br>(black, green, red, yellow, blue, white, orange)             |                     |                               |                         | 9001T8U   |          |

# Control and signalling units Ø 30

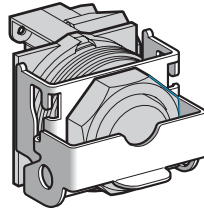
## Harmony® Style 9

### Accessories - Legend Plates

| 9001 Legends                                          |                                  | Metal                                                  |                                                        | Plastic                                       |
|-------------------------------------------------------|----------------------------------|--------------------------------------------------------|--------------------------------------------------------|-----------------------------------------------|
|                                                       |                                  | For Metal or Plastic Operators<br>Size 1<br>40 x 43 mm | For Metal or Plastic Operators<br>Size 2<br>44 x 50 mm | For Plastic Operators<br>Size 1<br>57 x 57 mm |
| <b>Unmarked</b>                                       |                                  | <b>Marking</b>                                         | <b>Reference</b>                                       | <b>Reference</b>                              |
|                                                       |                                  | black background                                       | 9001KN200                                              | 9001KN300                                     |
|                                                       |                                  | red background                                         | 9001KN200R                                             | 9001KN300R                                    |
|                                                       |                                  | white background                                       | —                                                      | 9001KN100BP                                   |
| <b>English Text</b>                                   |                                  | <b>Black Background (unless noted)</b>                 | <b>Black Background (unless noted)</b>                 | <b>White Background (unless noted)</b>        |
|                                                       | START                            | 9001KN201                                              | 9001KN301                                              | 9001KN101WP                                   |
|                                                       | STOP                             | 9001KN202 ▲                                            | 9001KN302 ▲                                            | 9001KN102RP ▲                                 |
|                                                       | ON                               | 9001KN203                                              | 9001KN303                                              | 9001KN103WP                                   |
|                                                       | OFF                              | 9001KN204 ▲                                            | 9001KN304 ▲                                            | 9001KN104WP                                   |
|                                                       | EMERGENCY STOP                   | 9001KN205 ▲                                            | 9001KN305 ▲                                            | 9001KN105RP ▲                                 |
|                                                       | FORWARD                          | 9001KN206                                              | —                                                      | 9001KN106WP                                   |
|                                                       | REVERSE                          | 9001KN207                                              | —                                                      | 9001KN107WP                                   |
|                                                       | CLOSE                            | 9001KN208                                              | 9001KN308                                              | 9001KN108WP                                   |
|                                                       | OPEN                             | 9001KN209                                              | 9001KN309                                              | 9001KN109WP                                   |
|                                                       | DOWN                             | 9001KN210                                              | 9001KN310                                              | 9001KN110WP                                   |
|                                                       | UP                               | 9001KN211                                              | 9001KN311                                              | 9001KN111WP                                   |
|                                                       | SLOW                             | 9001KN213                                              | —                                                      | 9001KN113WP                                   |
|                                                       | HIGH                             | 9001KN214                                              | —                                                      | 9001KN114WP                                   |
|                                                       | LOW                              | 9001KN215                                              | —                                                      | 9001KN115WP                                   |
|                                                       | JOG                              | 9001KN218                                              | 9001KN318                                              | —                                             |
|                                                       | RESET                            | 9001KN223                                              | 9001KN323                                              | 9001KN133WP                                   |
|                                                       | RUN                              | 9001KN224                                              | 9001KN324                                              | —                                             |
|                                                       | POWER ON                         | 9001KN238                                              | 9001KN338                                              | —                                             |
|                                                       | MAN. - AUTO.                     | 9001KN243                                              | 9001KN343                                              | —                                             |
|                                                       | OFF - ON                         | 9001KN244                                              | 9001KN344                                              | 9001KN144WP                                   |
|                                                       | ON - OFF                         | 9001KN245                                              | 9001KN345                                              | 9001KN145WP                                   |
|                                                       | OPEN - CLOSE                     | 9001KN246                                              | —                                                      | 9001KN146WP                                   |
|                                                       | START - STOP                     | 9001KN251                                              | —                                                      | —                                             |
|                                                       | HAND - OFF - AUTO                | 9001KN260                                              | 9001KN360                                              | 9001KN160WP                                   |
|                                                       | AUTO - OFF - HAND                | —                                                      | 9001KN358                                              | —                                             |
|                                                       | MAN. - OFF - AUTO.               | 9001KN262                                              | 9001KN362                                              | —                                             |
|                                                       | FORWARD - REV.                   | 9001KN239                                              | —                                                      | —                                             |
|                                                       | FORWARD - OFF - REV.             | 9001KN259                                              | —                                                      | —                                             |
|                                                       | PULL TO START/PUSH TO STOP       | 9001KN279                                              | 9001KN379                                              | 9001KN179WP                                   |
| <b>French Text</b>                                    |                                  |                                                        |                                                        |                                               |
|                                                       | MARCHE                           | 9001KN201F                                             | —                                                      | 9001KN101WPF                                  |
|                                                       | ARRET                            | 9001KN202F ▲                                           | —                                                      | 9001KN102WPF                                  |
|                                                       | AVANT                            | 9001KN206F                                             | —                                                      | 9001KN106WPF                                  |
|                                                       | ARRIERE                          | 9001KN207F                                             | —                                                      | 9001KN107WPF                                  |
|                                                       | FERME                            | 9001KN208F                                             | —                                                      | 9001KN108WPF                                  |
|                                                       | OUVERT                           | 9001KN209F                                             | —                                                      | 9001KN109WPF                                  |
|                                                       | BAS                              | 9001KN210F                                             | —                                                      | 9001KN110WPF                                  |
|                                                       | HAUT                             | 9001KN211F                                             | —                                                      | 9001KN111WPF                                  |
|                                                       | VITE                             | 9001KN214F                                             | —                                                      | 9001KN114WPF                                  |
|                                                       | LENT                             | 9001KN215F                                             | —                                                      | 9001KN115WPF                                  |
|                                                       | REARMEMENT                       | 9001KN223F                                             | —                                                      | 9001KN179WPF                                  |
| <b>Custom Engraved</b>                                |                                  |                                                        |                                                        |                                               |
|                                                       | Order reference and specify text | 9001KN299                                              | 9001KN399                                              | 9001KN199WP                                   |
|                                                       | Maximum characters per line:     | 14                                                     | 12                                                     | 16                                            |
|                                                       | Maximum lines:                   | 1                                                      | 2                                                      | 2                                             |
| <b>Circular Legends (plastic - yellow background)</b> |                                  |                                                        |                                                        |                                               |
| Ø 90 mm                                               | EMERGENCY STOP                   | —                                                      | —                                                      | 9001KN8330                                    |
| Ø 76 mm                                               | EMERGENCY STOP                   | —                                                      | —                                                      | 9001KN7330                                    |

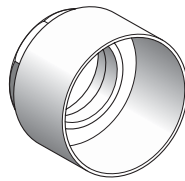
▲ Red background

#### Lockouts



| Description                     | Type | Reference |
|---------------------------------|------|-----------|
| Selector Switch (standard knob) |      | 9001K7    |
| Push Button (non-illuminated)   |      | 9001K6    |
| Mushroom Operator               |      | 9001K62   |
| Illuminated Pushbuttons         |      | 9001K108  |

#### Guards



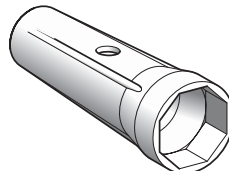
| Description                             | Type           | Reference |
|-----------------------------------------|----------------|-----------|
| Mushroom Operator: 41mm                 | aluminium      | 9001K48   |
| Mushroom Operator: 41mm                 | yellow plastic | 9001K56YM |
| Mushroom Operator: 41mm                 | red plastic    | 9001K56RM |
| Mushroom Operator: 57mm (screw in knob) | aluminium      | 9001K685  |
| Mushroom Operator: 57mm (snap in knob)  | aluminium      | 9001K68   |

#### Closing Plates



| Description | Type   | Reference |
|-------------|--------|-----------|
|             | gray   | 9001K51   |
|             | chrome | 9001K52   |

#### Tools



| Description                        | Type        | Reference |
|------------------------------------|-------------|-----------|
| For contact blocks & light modules | screwdriver | 9001K69   |
| For ring nuts (30mm & 22mm XB5)    | wrench      | 9001K95   |
| For boots                          | wrench      | 9001K1    |

#### Wobble Stick



| Description                   | Type | Reference |
|-------------------------------|------|-----------|
| For any momentary push button | —    | 9001K8    |

#### Break Glass Operator



| Description                       | Type | Reference |
|-----------------------------------|------|-----------|
| Operator, glass, hammer           | —    | 9001K15   |
| Pack of 5 replacement glass discs | —    | 9001K57   |

# Control and signalling units Ø 30

Harmony® Style 9

Accessories - Boots, flush plates, and enclosures

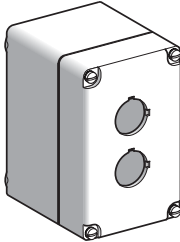
## Boots

|                                    | Color         | Reference |
|------------------------------------|---------------|-----------|
| <b>For Push Button</b>             |               |           |
|                                    | Black         | 9001KU1   |
|                                    | Red           | 9001KU2   |
|                                    | Blue          | 9001KU3   |
|                                    | Green         | 9001KU5   |
|                                    | Yellow        | 9001KU6   |
|                                    | Clear         | 9001KU7   |
| <b>For Selector Switch</b>         |               |           |
|                                    | Standard Knob | 9001KU17  |
|                                    | Long Handle   | 9001KU18  |
| <b>For Illuminated Push Button</b> |               |           |
|                                    |               | 9001KU37  |

## Flush Plates

|                              | # of Units | Metal   | Plastic |
|------------------------------|------------|---------|---------|
| Stainless steel, NEMA Type 1 | Single     | 9001K25 |         |
| Stainless steel, NEMA Type 1 | Two        | 9001K26 |         |

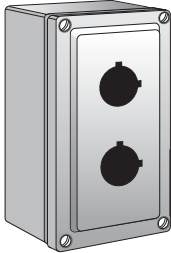
## Enclosures

|                                                                                    | Conduit Threads | NEMA ratings  | no of 30mm holes | Reference |
|------------------------------------------------------------------------------------|-----------------|---------------|------------------|-----------|
| <b>Aluminum</b>                                                                    |                 |               |                  |           |
|  | NPT             | 1,3,4,6,12,13 | 1                | 9001KY1   |
|                                                                                    |                 |               | 2                | 9001KY2   |
|                                                                                    |                 |               | 3                | 9001KY3   |
|                                                                                    |                 |               | 4                | 9001KY4   |
|                                                                                    | Metric          | 1,3,4,6,12,13 | 1                | 9001TY1   |
|                                                                                    |                 |               | 2                | 9001TY2   |
|                                                                                    |                 |               | 3                | 9001TY3   |
|                                                                                    |                 |               | 4                | 9001TY4   |

## Stainless Steel

|                                                                                     |          |             |   |           |
|-------------------------------------------------------------------------------------|----------|-------------|---|-----------|
|  | Knockout | 1,3,4,4X,13 | 1 | 9001KYSS1 |
|                                                                                     |          |             | 2 | 9001KYSS2 |
|                                                                                     |          |             | 3 | 9001KYSS3 |
|                                                                                     |          |             | 4 | 9001KYSS4 |

## Plastic

|                                                                                     |          |             |   |          |
|-------------------------------------------------------------------------------------|----------|-------------|---|----------|
|  | Knockout | 1,3,4,4X,13 | 1 | 9001SKY1 |
|                                                                                     |          |             | 2 | 9001SKY2 |
|                                                                                     |          |             | 3 | 9001SKY3 |

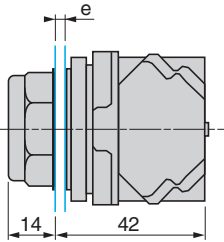
#### Dimensions

##### Pushbuttons

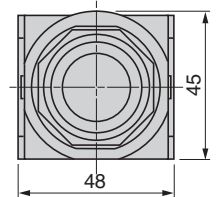
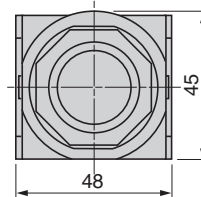
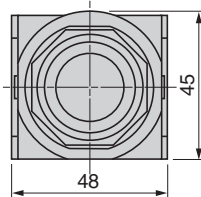
Flush push 9001 KR1●●●, 9001 SKR1●●●

Projecting push 9001 KR3●●●, 9001 SKR3●●●

Projecting push with high guard 9001 KR2●●●, 9001 SKR2●●●



e: panel thickness 1 to 6 mm

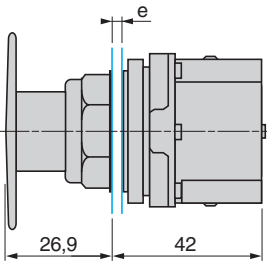


##### Mushroom head pushbuttons

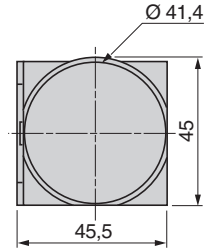
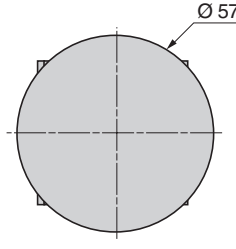
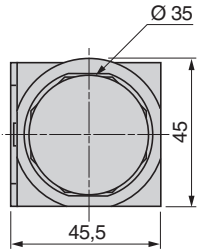
Spring return 9001 KR24●H13, 9001 SKR24●H13

9001 KR25●H13, 9001 SKR25●H13, 9001 KR5R05H6, 9001 SKR5R05H6

Push-pull 9001 KR9R●●●, 9001 SKR9R●●●

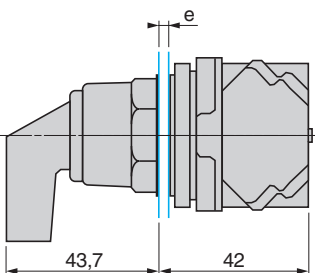


e: panel thickness 1 to 6 mm

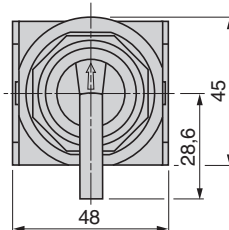


##### Selector switches

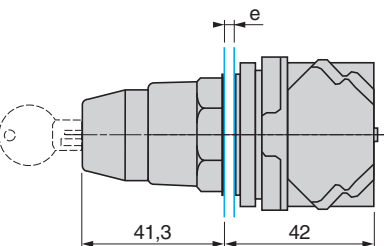
Long handle 9001 KS●●FBH●● and 9001 SKS●●FBH●●



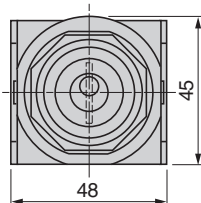
e: panel thickness 1 to 6 mm



Key switches 9001 KS●●K●●● (for the chromium metal bezel range only)



e: panel thickness 1 to 6 mm



# Control and signalling units Ø 30

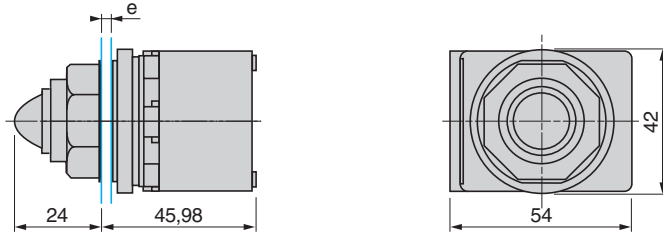
9001 Type K / SK

Pushbuttons, switches and pilot lights

## Dimensions (continued)

### Pilot lights

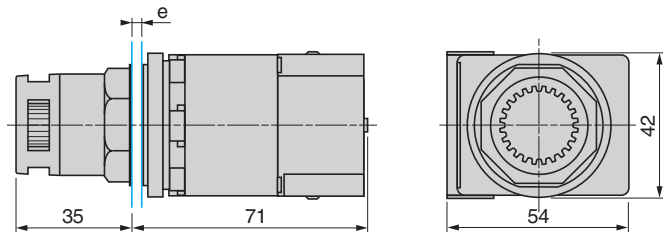
With BA 9s bulb 9001 KP●●● and 9001 SKP●●●



e: panel thickness 1 to 6 mm

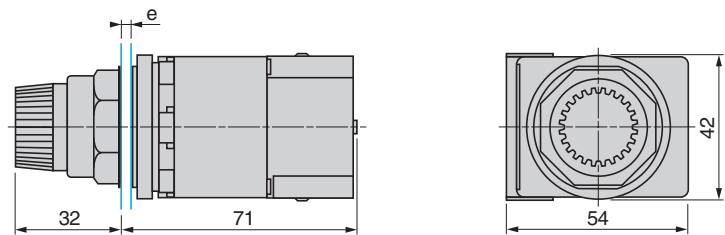
### Illuminated pushbuttons, spring return

Flush push 9001 K3L●●●●H13



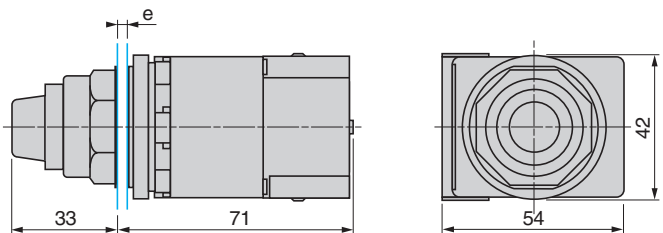
e: panel thickness 1 to 6 mm

Projecting push 9001 K2L●●●●H13 and 9001 SK2L●●●●H13



e: panel thickness 1 to 6 mm

"Push to test", projecting push 9001 KT●●●●31 and 9001 SKT●●●●31



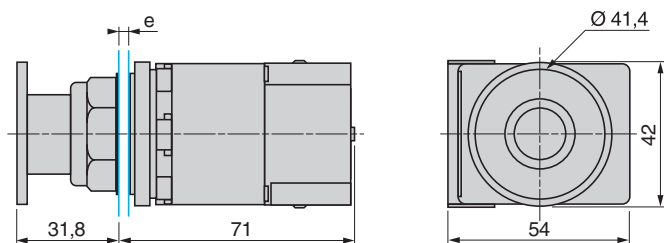
e: panel thickness 1 to 6 mm



#### Dimensions (continued)

##### Illuminated mushroom head pushbuttons

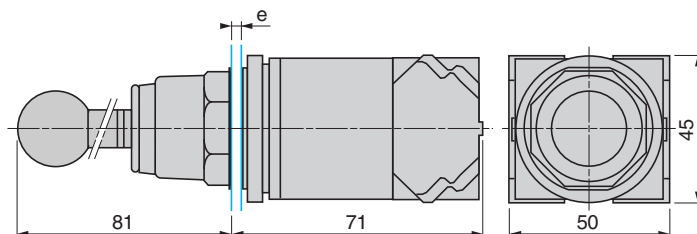
9001 KR●P●●● and 9001 SKR●P●●●



e: panel thickness 1 to 6 mm

##### Joystick controllers ( for the chromium metal bezel range only)

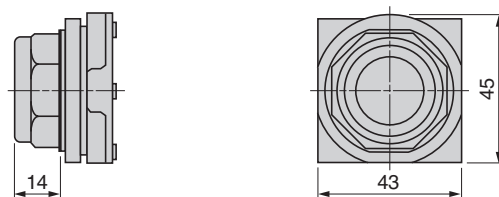
9001 K●●H●



e: panel thickness 1 to 6 mm

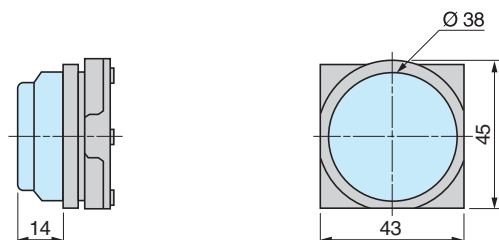
##### Heads for spring return pushbuttons

9001 KR●U and 9001 SKR●U



##### Boots for pushbuttons

9001 KU●



# Control and signalling units Ø 30

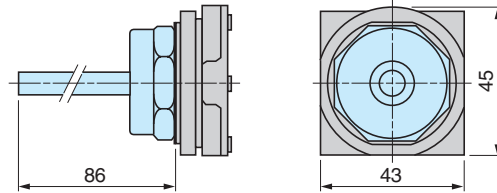
9001 Type K / SK

Pushbuttons, switches and pilot lights

## Dimensions (continued)

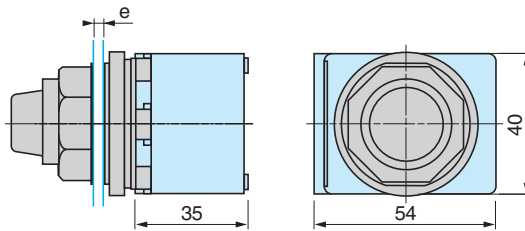
### Rod for wobblestick

9001 K8



### Light blocks for pilot lights and illuminated pushbuttons

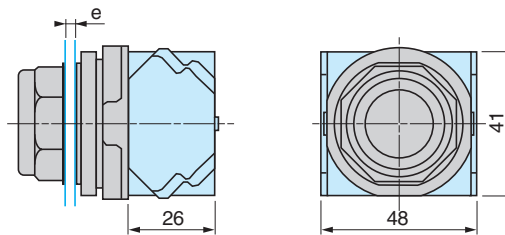
9001 KM●



e: panel thickness 1 to 6 mm

### Contact blocks for pushbuttons (including illuminated)

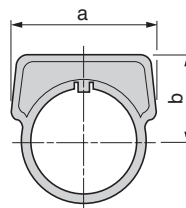
9001 KA●



e: panel thickness 1 to 6 mm

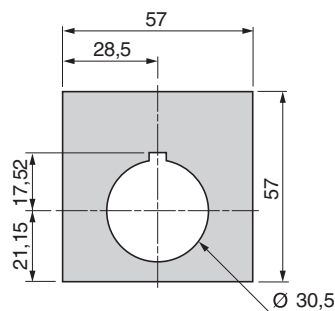
### Legend plates

Aluminium plates 9001 KN●●●



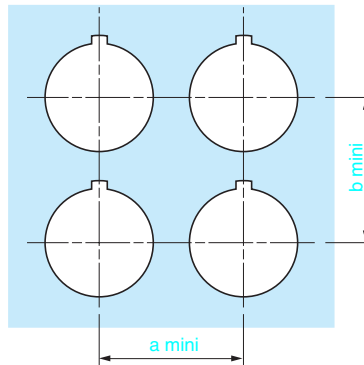
|            | a    | b    |
|------------|------|------|
| 9001 KN2●● | 41,3 | 24,6 |
| 9001 KN3●● | 44,5 | 31,4 |

Plastic plates 9001 KN1●●●



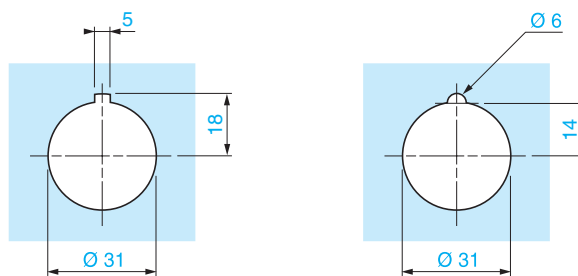
#### Dimensions (continued)

##### Panel cut-out



##### Individual cut-outs detail

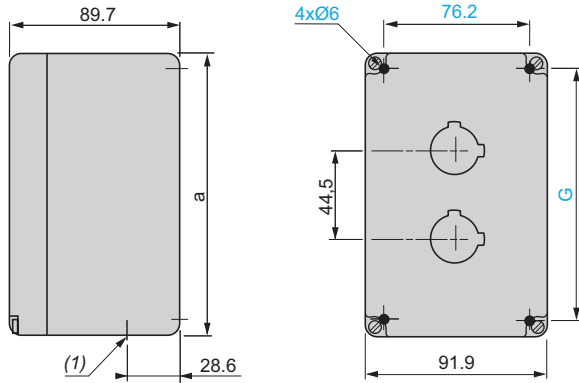
###### 2 alternatives



| Type of 9001 K unit                             | Legend plate | a    | b    |
|-------------------------------------------------|--------------|------|------|
| All units except Ø 57 mushroom head pushbuttons | 9001 KN2●●   | 57,2 | 44,5 |
|                                                 | 9001 KN3●●   | 57,2 | 50,8 |
| Ø 57 mushroom head pushbuttons                  | 9001 KN2●●   | 57,2 | 57,2 |
|                                                 | 9001 KN3●●   | 57,2 | 57,2 |

### Dimensions

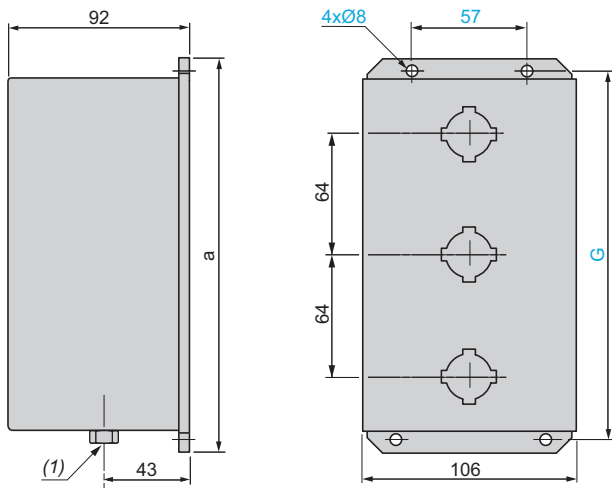
#### Type KY / TY



| Aluminum                 | a     | G     |
|--------------------------|-------|-------|
| 9001, KY1, TY1           | 101.6 | 69.9  |
| 9001 KY2, TY2 (as shown) | 146.1 | 114.3 |
| 9001 KY3, TY3            | 177.8 | 158.8 |
| 9001 KY4, TY4            | 235.0 | 203.2 |

(1) Conduit thread: 9001 KY●: 3/4". 9001 TY●: 14 mm.

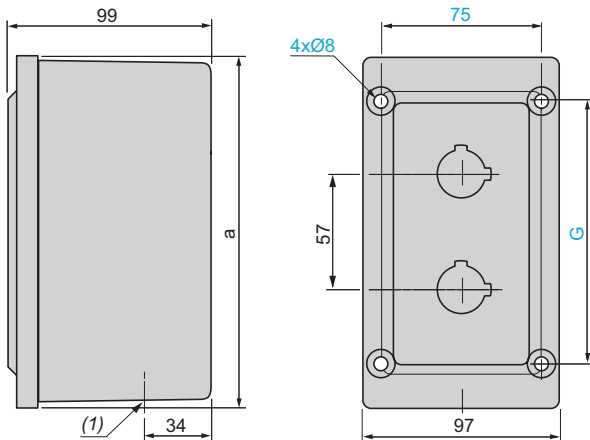
#### Type KYSS



| Stainless Steel       | a   | G   |
|-----------------------|-----|-----|
| 9001 KYSS1            | 133 | 117 |
| 9001 KYSS2            | 197 | 181 |
| 9001 KYSS3 (as shown) | 260 | 244 |
| 9001 KYSS4            | 324 | 308 |

(1) Knockout conduit thread: 3/4".

#### Type SKY



| Glass Polymeric      | a   | G   |
|----------------------|-----|-----|
| 9001 SKY1            | 169 | 124 |
| 9001 SKY2 (as shown) | 169 | 124 |
| 9001 SKY3            | 226 | 181 |

(1) Knockout conduit thread: 3/4".

### 2 Position Selector Switches - Operator Style

CONTACT BLOCK REQUIRED

1 — Contact Closed 0 — Contact Open

| Contact Block Position | Mount on Side | Quantity and Type           | ↖ ↗   |       | ↖ ↗   |       |          |
|------------------------|---------------|-----------------------------|-------|-------|-------|-------|----------|
|                        |               |                             | Left  | Right | Left  | Right |          |
|                        | Side 2        | KA1 or KA3<br>              | 0     | 1     | 1     | 0     |          |
|                        |               | KA2<br>                     | 1     | 0     | 0     | 1     |          |
|                        | Side 1        | KA1 or KA3<br>              | 0     | 1     | 1     | 0     |          |
|                        |               | KA2<br>                     | 1     | 0     | 0     | 1     |          |
| <b>D</b>               |               |                             |       |       |       |       | <b>E</b> |
| Non-Illuminated        | Metal         | Manual Return               | KS12  |       | KS11  |       |          |
| Non-Illuminated        | Metal         | Spring Return Left-to-Right | KS25  |       | KS25  |       |          |
| Non-Illuminated        | Metal         | Spring Return Right-to-Left | KS34  |       |       |       |          |
| Illuminated            | Metal         | Manual Return               |       |       | K11J  |       |          |
| Illuminated            | Metal         | Spring Return Right-to-Left | K34J  |       |       |       |          |
| Non-Illuminated        | Plastic       | Manual Return               | SKS12 |       |       |       |          |
| Non-Illuminated        | Plastic       | Manual Return               |       |       | SKS11 |       |          |
| Non-Illuminated        | Plastic       | Spring Return Right-to-Left | SKS34 |       |       |       |          |
| Illuminated            | Plastic       | Manual Return               |       |       | SK11J |       |          |
| Illuminated            | Plastic       | Spring Return Right-to-Left | SK34J |       |       |       |          |

#### For Selector Switch Product Selection

- Non-illuminated selector switches:
  - Insert the operator style into the following blank: 9001\_\_\_\_\_B

This provides a selector switch with a standard, black knob and no contact blocks.

Example: The KS42 operator is ordered as a 9001KS42B.

Contact blocks must be ordered separately.

- Or for complete assemblies with contact blocks, order from page 10 & 13.

- Illuminated selector switches:
  - Choose operators with light module assemblies from page 12.

Contact blocks must be ordered separately.

### 3 Position Selector Switches - Operator Style

CONTACT BLOCK REQUIRED

1 — Contact Closed 0 — Contact Open

| Contact Block Position | Mount on Side | Quantity and Type                  | ↖ ↗ ↘ |       | ↖ ↗ ↘ |       | ↖ ↗ ↘ |       | ↖ ↗ ↘ |       | ↖ ↗ ↘ |          |          |          |          |          |
|------------------------|---------------|------------------------------------|-------|-------|-------|-------|-------|-------|-------|-------|-------|----------|----------|----------|----------|----------|
|                        |               |                                    | Left  | Right | Left  | Right | Left  | Right | Left  | Right | Left  | Right    |          |          |          |          |
|                        | Side 2        | KA1 or KA3<br>                     | 1     | 0     | 0     | 1     | 0     | 0     | 1     | 0     | 0     | 0        |          |          |          |          |
|                        |               | KA2<br>                            | 0     | 1     | 1     | 0     | 0     | 1     | 0     | 0     | 1     | 0        |          |          |          |          |
|                        | Side 1        | KA1 or KA3<br>                     | 0     | 0     | 1     | 1     | 0     | 0     | 1     | 0     | 0     | 1        |          |          |          |          |
|                        |               | KA2<br>                            | 1     | 1     | 0     | 0     | 0     | 1     | 0     | 0     | 1     | 0        |          |          |          |          |
| <b>B</b>               |               |                                    |       |       |       |       |       |       |       |       |       | <b>C</b> | <b>D</b> | <b>F</b> | <b>J</b> | <b>L</b> |
| Non-Illuminated        | Metal         | Manual Return                      | KS42  |       | KS43  |       | KS44  |       | KS46  |       | KS49  |          | KS401    |          |          |          |
| Non-Illuminated        | Metal         | Spring Return Both Sides-to-Center | KS52  |       | KS53  |       |       |       |       |       |       |          |          |          |          |          |
| Non-Illuminated        | Metal         | Spring Return Left-to-Center       | KS63  |       | KS64  |       |       |       |       |       |       |          |          |          |          |          |
| Non-Illuminated        | Metal         | Spring Return Right-to-Center      | KS72  |       | KS73  |       |       |       |       |       |       |          |          |          |          |          |
| Illuminated            | Metal         | Manual Return                      |       |       | K43J  |       |       |       | K46J  |       |       |          |          |          |          |          |
| Illuminated            | Metal         | Spring Return Both Sides-to-Center |       |       | K53J  |       |       |       |       |       |       |          |          |          |          |          |
| Illuminated            | Metal         | Spring Return Left-to-Center       |       |       | K63J  |       |       |       |       |       |       |          |          |          |          |          |
| Non-Illuminated        | Plastic       | Manual Return                      | SKS42 |       | SKS43 |       |       |       | SKS46 |       |       |          |          |          |          |          |
| Non-Illuminated        | Plastic       | Spring Return Both Sides-to-Center |       |       | SKS53 |       |       |       |       |       |       |          |          |          |          |          |
| Non-Illuminated        | Plastic       | Spring Return Left-to-Center       |       |       | SKS63 |       |       |       |       |       |       |          |          |          |          |          |
| Illuminated            | Plastic       | Manual Return                      |       |       | SK43J |       |       |       | SK46J |       |       |          |          |          |          |          |
| Illuminated            | Plastic       | Spring Return Both Sides-to-Center |       |       | SK53J |       |       |       |       |       |       |          |          |          |          |          |
| Illuminated            | Plastic       | Spring Return Left-to-Center       |       |       | SK63J |       |       |       |       |       |       |          |          |          |          |          |

### 4 Position Selector Switches - Operator Style

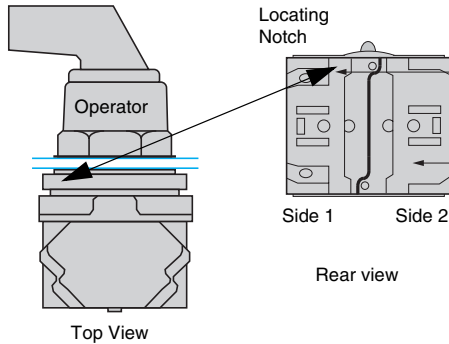
CONTACT BLOCK REQUIRED

1 — Contact Closed 0 — Contact Open

| Contact Block Position | Mount on Side | Quantity and Type | ↖ ↗ ↘ ↙ |   |   |   |
|------------------------|---------------|-------------------|---------|---|---|---|
|                        |               |                   | 1       | 2 | 3 | 4 |
|                        | Side 2        | KA1 or KA3<br>    | 1       | 0 | 0 | 0 |
|                        |               | KA2<br>           | 0       | 0 | 1 | 0 |
|                        | Side 1        | KA1 or KA3<br>    | 0       | 0 | 0 | 1 |
|                        |               | KA2<br>           | 0       | 1 | 0 | 0 |
| <b>H</b>               |               |                   |         |   |   |   |
| Non-Illuminated        | Metal         | Manual Return     | KS88    |   |   |   |
| Illuminated            | Metal         | Manual Return     | K88J    |   |   |   |
| Non-Illuminated        | Plastic       | Manual Return     | SKS88   |   |   |   |
| Illuminated            | Plastic       | Manual Return     | SK88J   |   |   |   |

#### Contact mounting

##### Mounting position of contacts related to suffix of pushbutton or switch reference



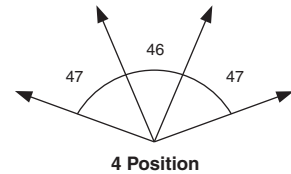
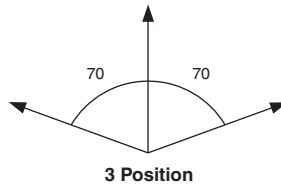
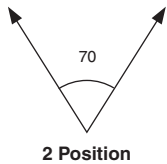
| Suffix | H1  | H2  | H5  | H6  | H7  | H8  | H9  | H13 | H25 | H28 | H36 | H89 |
|--------|-----|-----|-----|-----|-----|-----|-----|-----|-----|-----|-----|-----|
| Side 1 | KA1 | KA1 | KA2 | KA3 | KA2 | KA3 | KA4 | -   | KA5 | KA1 | -   | KA3 |
| Side 2 | -   | KA1 | -   | -   | KA2 | KA3 | KA1 | KA1 | KA3 | KA3 | KA2 | KA1 |

References with H\*\* suffix will have contacts mounted as shown.

#### Contact Symbols

| Reference | Abbreviation | Type of Contact | Description                                 |
|-----------|--------------|-----------------|---------------------------------------------|
| 9001KA1   | KA1          | 1 C/O           | 1 normally open + 1 normally closed contact |
| 9001KA2   | KA2          | 1 N/O           | 1 normally open contact                     |
| 9001KA3   | KA3          | 1 N/C           | 1 normally closed contact                   |

#### Selector Switch Angular Travel (Types K, and SK)



#### Example:

Complete Assembly: 9001KS46BH89

| Contact Block Position                       | Mount on Side | Quantity and Type | Center        |       |        |
|----------------------------------------------|---------------|-------------------|---------------|-------|--------|
|                                              |               |                   | Left          | Right | Center |
| H89 = Side 1: 9001KA3<br>Side 2: 9001KA1<br> | Side 2        | KA1<br>           | 1             | 0     | 0      |
|                                              | Side 1        | KA3<br>           | 0             | 1     | 0      |
|                                              |               |                   | F             |       |        |
| Non-Illuminated                              |               |                   | Metal         |       |        |
|                                              |               |                   | Manual Return |       |        |
|                                              |               |                   | KS46          |       |        |

#### Maximum Contact Block Usage

(Includes Types K, SK and KX)

**2 blocks mounted side by side only:** Any 2, 3 or 4 position spring return selector switch (non-illuminated, illuminated or keyed).

**2 blocks mounted in tandem on one side only:** Any 2 operator interlocked push button.

**2 blocks mounted in tandem (total of four blocks):** Any selector push button, keyed push button, 2, 3, or 4 position maintained selector switch (non-illuminated, illuminated or keyed), push-pull operators (non-illuminated or illuminated), joy stick, dual push button.

**3 blocks mounted in tandem (total of six blocks):** Single momentary push buttons (non-illuminated or illuminated).



**Schneider Electric Industries SAS**

Head Office  
89, bd Franklin Roosevelt  
92506 Rueil-Malmaison  
Cedex  
France  
[www.schneider-electric.com](http://www.schneider-electric.com)  
[www.telemecanique.com](http://www.telemecanique.com)

Due to the evolving nature regarding both the standards and equipment, we can only be held responsible for any technical information detailed in this catalogue, either in text or graphic form, following confirmation by our services.

Publication: Schneider Electric Industries SA