

ACT20X
ACT20X-2HDI-2SDO-RNO-S

Weidmüller Interface GmbH & Co. KG
Klingenbergstraße 16
D-32758 Detmold
Germany
Fon: +49 5231 14-0
Fax: +49 5231 14-2083
www.weidmueller.com



The ACT20X-HDI-SDO/ 2HDI-2SNO RNO/RNC isolating switch amplifiers are specially designed for recording NAMUR sensor signals and digital switching signals which originate from the Ex zone 0.

Switching relays, optionally available with NO or NC contacts, transfer output signals to the safe zone. Integrated alarm contacts issue an alert in the event of a malfunction; this makes troubleshooting easier and increases the system availability.

The rail mounted disconnect-switch amplifiers are optionally available in one- or two-channel versions. With 11 mm width per channel, the devices need little space in the electrical cabinet.

General ordering data

Order No.	8965370000
Type	ACT20X-2HDI-2SDO-RNO-S
Version	ACT20X, EX signal isolating converter, 2-channel version, NO, With relay output
GTIN (EAN)	4032248784882
Qty.	1 pc(s).

ACT20X ACT20X-2HDI-2SDO-RNO-S

Weidmüller Interface GmbH & Co. KG
 Klingenbergstraße 16
 D-32758 Detmold
 Germany
 Fon: +49 5231 14-0
 Fax: +49 5231 14-2083
 www.weidmueller.com

Technical data

Dimensions

Length	119.2 mm	Width	22.5 mm
Height	113.6 mm		

Temperatures

Operating temperature	-20 °C...+60 °C	Storage temperature	-20 °C...+85 °C
-----------------------	-----------------	---------------------	-----------------

input

Trigger level high	> 2.1 mA	Triggerlevel low	< 1.2 mA
Sensor	NAMUR sensor, according to EN60947, Switch with or without RS, RP	Output signal in case of wire break	< 0.1 mA, > 6.5 mA (in case of wire break)
Sensor supply	8 V DC / 8 mA	Resistance	RP = 750 Ω / RS = 15kΩ
Input resistance	1 kΩ	Input frequency	0...5 kHz
Pulse duration	> 0.1 ms		

Output

Type	Relay, 2 NO (voltage-free)	Switching frequency	0.02 kHz
Power rating	≤ 500 VA / 60 W (safe area) ≤ 16 VA / 32 W (Zone 2)	Rated switching voltage	≤ 250 V AC / 30 V DC (safe area) ≤ 32 V AC / 32 V DC (Zone 2)
Continuous current	≤ 2 A AC/DC (safe area, Zone 2 area)		

Alarm output

Type	Relay, 1 NC (voltage-free)	Nominal switching voltage	≤ 125 V AC / 110 V DC (safe area) ≤ 32 V AC / 32 V DC (Zone 2)
Continuous current	≤ 0.5 A AC / 0.3 A DC (safe zone), ≤ 0.5 A AC / 1 A DC (Zone 2)	Power rating	≤ 62.5 VA / 32 W (safe area) ≤ 16 VA / 32 W (Zone 2)

General specifications

Supply voltage	19.2 – 31.2 V DC	Type of connection	Screw connection
NAMUR supply	8 V DC / 8 mA	Power consumption	≤ 3 W (2 channels)
Protection degree	IP 20	Humidity	0...95 % (no condensation)

Insulation coordination

EMC standards	DIN EN 61326	Insulation voltage	2.6 kV (input / output)
Rated voltage	300 V		

Data for Ex applications (ATEX)

Voltage U_0	10.6 V DC	Current I_0	12 mA DC
Power P_0	32 W		

Ratings IECEx/ATEX

Certificate No. (ATEX)	KEMA09ATEX0168X	Certificate No. (IECEX)	IECEXKEM09.0072X
------------------------	-----------------	-------------------------	------------------

Datasheet**ACT20X**
ACT20X-2HDI-2SDO-RNO-S**Weidmüller Interface GmbH & Co. KG**
Klingenbergstraße 16
D-32758 Detmold
Germany
Fon: +49 5231 14-0
Fax: +49 5231 14-2083
www.weidmueller.com**Technical data****Classifications**

ETIM 3.0	EC002479	ETIM 4.0	EC002479
UNSPSC	30-21-18-01	eClass 5.1	27-21-01-07
eClass 6.0	27-21-01-07		

Approvals

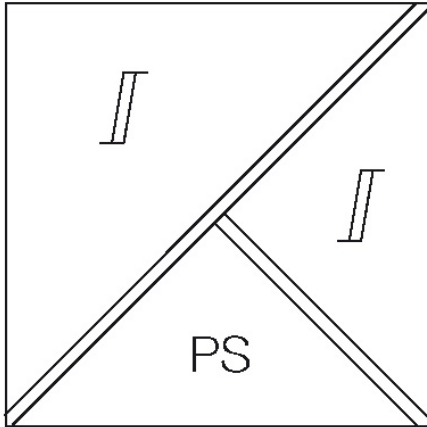
Approvals	CULUS; FMEX; IECEXKEM; KEMAATEX
-----------	------------------------------------

**ACT20X
ACT20X-2HDI-2SDO-RNO-S**

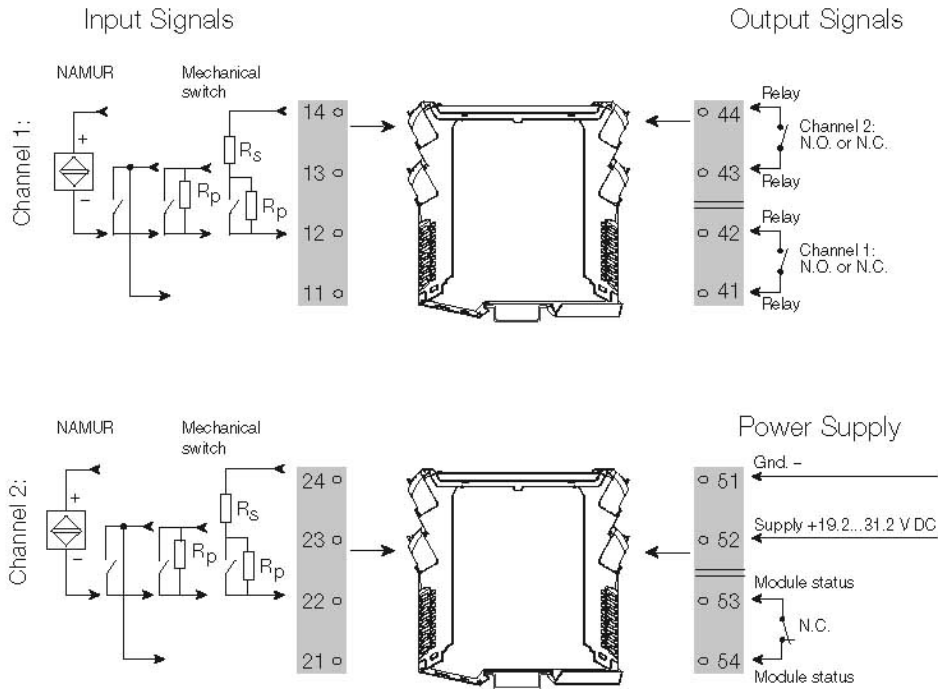
Weidmüller Interface GmbH & Co. KG
 Klingenbergstraße 16
 D-32758 Detmold
 Germany
 Fon: +49 5231 14-0
 Fax: +49 5231 14-2083
 www.weidmueller.com


Drawings


Electric symbol



Circuit diagram



 Zone 0, 1, 2, 20, 21, 22 / Cl. I/II/III, div. 1 gr. A-G

 Zone 2 / FM Cl. 1, div. 2, gr. A-D o safe area