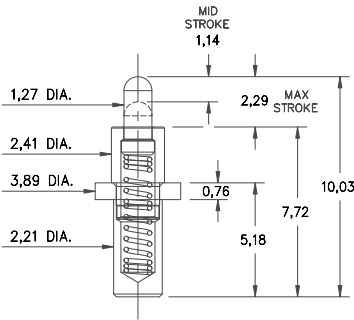


0850

0852



0850-0-15-20-83-14-11-0

Power Spring Pin

Solder Mount in 2,29 min. mounting hole

Specifications for #0850-0 & #0852-0:

Material:

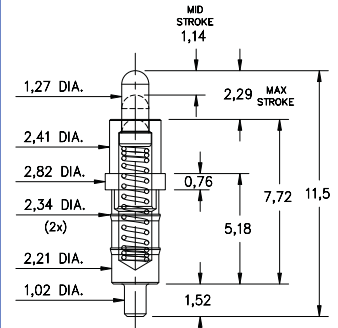
- Sleeve & Plunger Material: Copper Alloy
- Spring Material: Stainless Steel 302.

Mechanical Characteristics:

- Force @ mid-stroke (1,14) = 120 grams
- Maximum stroke length = 2,29
- Mechanical life: 1,000,000 cycles

Electrical Characteristics:

- Rated Current (Free air): Continuous 9 amps @ 10° C temperature rise.



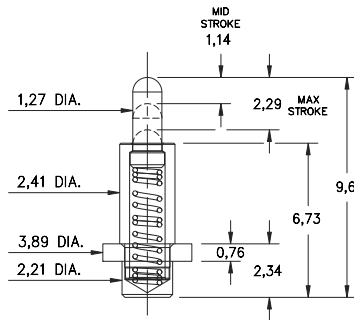
0852-0-15-20-83-14-11-0

Power Spring Pin

Solder Mount in 1,09 min. mounting hole

0851

0853



0851-0-15-20-82-14-11-0

Power Spring Pin

Solder Mount in 2,29 min. mounting hole

Specifications for #0851,#0853,#0854,#0855,#0856:

Material:

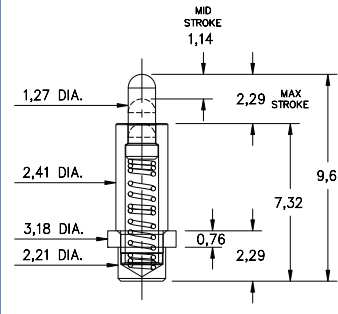
- Sleeve & Plunger Material: Copper Alloy
- Spring Material: Stainless Steel 302.

Mechanical Characteristics:

- Force @ mid-stroke (1,14) = 120 grams
- Maximum stroke length = 2,29
- Mechanical life: 1,000,000 cycles

Electrical Characteristics:

- Rated Current (Free air): Continuous 9 amps @ 10° C temperature rise.



0853-0-15-20-82-14-11-0

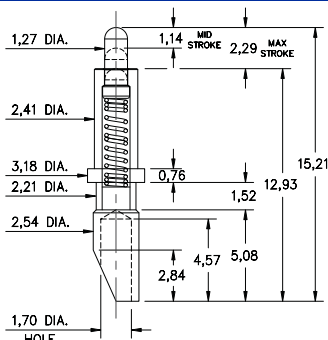
Power Spring Pin

Solder Mount in 2,29 min. mounting hole

0854

0855

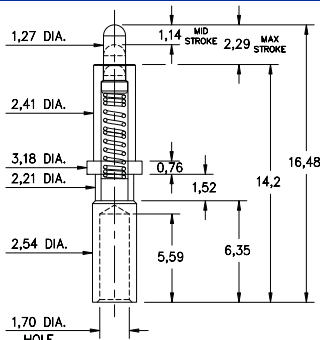
0856



0854-0-15-20-82-14-11-0

Power Spring Pin, SolderCup

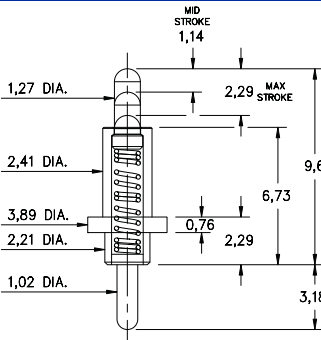
Accepts wire sizes up to 1,45 Dia.



0855-0-15-20-82-14-11-0

Power Spring Pin, Wire Termination for

wire sizes 16 AWG Max. / 20 AWG Min.



0856-0-15-20-82-14-11-0

Power Spring Pin

Solder Mount in 1,09 min. mounting hole

ORDER CODE: 085X - X - 15 - 20 - 8X - 14 - 11 - 0

Spring Number ↗

MATERIAL SPECIFICATIONS:

- SLEEVE & PLUNGER MATERIAL:** Copper Alloy
- SPRING MATERIAL:** Stainless Steel 302
- SLEEVE & PLUNGER FINISH:** 0,51 µm Gold over Nickel
- SPRING FINISH:** 0,25 µm Gold over Nickel
- DIMENSION IN INCHES:**
- TOLERANCES ON:** LENGTHS: ±0,15
DIAMETERS: ±0,05
ANGLES: ± 2°



MECHANICAL & ELECTRICAL SPECIFICATIONS:

- DURABILITY:** 1,000,000 cycles
- Rated Current (Free air):** Continuous 9 amps @ 10° C temperature rise
- CONTACT RESISTANCE:** 20 mΩ max.

SPRING NUMBER	Mid. STROKE	Max. STROKE	FORCE @ Mid. Stroke	Initial Force (Pre-load)
82	1,14	2,29	120 g	25 g
83	1,14	2,29	120 g	25 g

82 & 83 Springs are not Interchangeable